



RESIDENTIAL PRODUCT CATALOG



The story is all in the details. Every water heater that carries the A. O. Smith name has a reputation to live up to, one that we've earned through 140 years of innovation. As an industry leader, we constantly look for new materials and develop new technologies that can improve energy efficiency. So, when you choose an A. O. Smith residential water heater, whether it's gas, electric or hybrid you can be confident that you are getting the best water heating solution regardless of the application—for today and for years to come. Innovation has a name... A. O. Smith.



All A. O. Smith residential water heaters meet the Federal Energy Efficiency Standards effective April 16, 2015, according to the National Appliance Energy Conservation Act (NAECA) of 1992 and meet the thermal efficiency and standby loss requirements of the U. S. Department of Energy and current edition of ASHRAE/IESNA 90.1. They also comply with the current edition of ICC Codes and the HUD Standards. Gas models meet American National Standards Institute Standards (ANSI Z21.10.1 - CSA 4.1) governing storage-type water heaters. Electric models are UL listed according to safety specifications outlined in Underwriters Laboratories, Inc. Standards for Safety (UL 174).

TABLE OF CONTENTS

A. O. SMITH RESIDENTIAL PRODUCT CATALOG

Features and Benefits.....	1
Residential Water Heater Selection Guide.....	2
NAECA III Preparation.....	3
Contractor Rewards™ Program.....	4
Product Comparison Guide.....	5

RESIDENTIAL GAS

Vertex™ High Efficiency Power Vent.....	6
Vertex™ High Efficiency Power Direct Vent.....	7
High Efficiency Non-Condensing Power Vent.....	8
High Efficiency Non-Condensing Power Direct Vent.....	9
ProMax® Direct Vent.....	10
Effex® High Efficiency Atmospheric Vent.....	11
High Efficiency Non-Condensing Flue Damper.....	12
ProMax® Atmospheric Vent.....	13
ProMax® High Recovery Atmospheric Vent 75&100 Gallon.....	14
Energy Saver Atmospheric Vent Mobile Home.....	15
Energy Saver Direct Vent Mobile Home.....	16
ProMax® Ultra-Low NOx.....	17
High Efficiency Non-Condensing Ultra-Low NOx Power Vent.....	18
ProMax® Ultra-Low NOx Direct Vent.....	19
ProMax® Ultra-Low NOx High Recovery.....	20

RESIDENTIAL TANKLESS

Tankless Condensing High Efficiency.....	21
Tankless Condensing High Efficiency.....	22
Tankless Non-Condensing.....	23
Tankless Non-Condensing Ultra-Low NOx.....	24

RESIDENTIAL HYBRID ELECTRIC

Voltex® Hybrid Electric Heat Pump - 10-Year Warranty.....	25
Voltex® Legacy Hybrid Electric Heat Pump.....	26
Voltex® Hybrid Electric Heat Pump - 6-Year Warranty.....	27

RESIDENTIAL ELECTRIC

Conservationist Self-Cleaning.....	28
ProMax® Standard.....	29
ProMax® Mobile Home.....	30
ProMax® Specialty Electric.....	31

RESIDENTIAL PUMP AND EXPANSION TANKS

Pump Tanks.....	32
Expansion Tanks.....	33

FEATURES & BENEFITS

BLUE DIAMOND® GLASS COATING



Provides superior corrosion resistance compared to industry-standard glasslining.

ENHANCED-FLOW BRASS DRAIN VALVE



- Our residential water heaters have a solid brass, tamper resistant, enhanced-flow, ball type, drain valve.
- Uses a standard female hose fitting that allows for fast and easy draining during maintenance.
- Designed for easy operation, this valve includes an integral screwdriver slot that features a 1/4 turn (open/close) radius, which not only permits full straight-through water flow but also a quick and positive shut off.

SELF-CLEANING DIP TUBES



Helps reduce lime and sediment buildup and maximizes hot water output. Made from long-lasting PEX cross-linked polymer.

T&P RELIEF VALVE

CSA Certified and ASME Rated.



COREGARD™ ANODE ROD



Our anode rods have a stainless steel core that extends the life of the anode rod allowing superior tank protection far longer than standard anode rods.

SELF-POWERED ELECTRONIC GAS VALVE



A. O. Smith gas water heaters are equipped with a self-powered electronic gas valve with intelligent control logic. The gas valve has an internal microprocessor that provides enhanced operating parameters and tighter differentials for precise sensing and faster heating response to optimize performance. The self-powered electronic gas valve uses a thermopile to generate the power needed to operate the electronic gas control without requiring an external power source. It also incorporates an LED Status Indicator that monitors system operation and service diagnostics.

HEAT TRAP NIPPLES



Helps mitigate standby heat loss. Factory-installed for faster installation.

ENERGY STAR®



A. O. Smith offers a variety of models that are ENERGY STAR® qualified. Learn more at www.energystar.gov.

GREEN CHOICE GAS BURNER



Patented eco-friendly burner design reduces NOx emissions up to 33% and complies with low NOx emissions of less than 40 ng/J.

Enhanced Ultra-Low NOx burner complies with SCAQMD Rule 1121 and other air quality management districts with requirements for NOx emissions of less than 10 ng/J.

NAECA III COMPLIANT



Complies with the Federal Energy Conservation Standards effective April 16, 2015, in accordance with the Energy Policy and Conservation Act (EPCA), as amended.

RESIDENTIAL WATER HEATER SELECTION GUIDE

TANK TYPE SIZING

To select the right A. O. Smith water heater for your home, you need to consider the size of your family and other factors that contribute to your First Hour Rating (FHR) Requirement. The charts below provides suggested A. O. Smith residential water heater selection guidelines for several family sizes.

FAMILY SIZE	FIRST HOUR RATING REQUIREMENTS
2 PEOPLE	45-55 GALLONS
3 PEOPLE	55-65 GALLONS
4 PEOPLE	65-75 GALLONS
5 PEOPLE	75-85 GALLONS
6 PEOPLE	85-100 GALLONS
7 OR MORE PEOPLE	100 OR MORE GALLONS

1. Determine whether your family is low demand or high demand. You should consider your family to be high demand if...

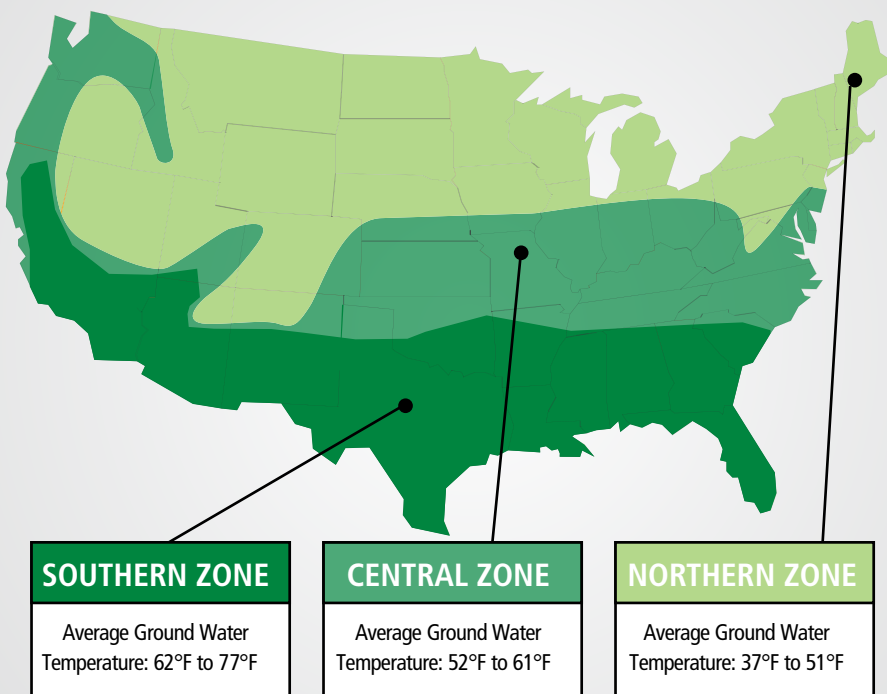
- There are more than two full baths in the home.
- There are (or will be) teenagers living in the home. It's a fact: teenagers use more hot water for showering and washing clothes.
- You have an oversize whirlpool bath or other large tub. As a rule of thumb, the water heater tank capacity should be 100% of the bathtub capacity (example: 75-gallon tub / 75-gallon water heater).

2. Locate your family size and determine the first hour rating requirement for your family. If you decide your family is high demand, consider moving up to the next first hour rating level.

3. Consult the heater options on the following pages for an A. O. Smith residential water heater with a first hour rating that meets your requirements.

TANKLESS SIZING

Average Ground Water Temperature



TANKLESS MODELS GROUND WATER TEMPERATURE FACTOR

The temperature of incoming ground water (cold water inlet temperature) varies greatly throughout the U.S. and also fluctuates with the changing of the seasons. The temperature of water as it enters the water heater will determine the amount of "temperature rise" required to achieve the desired hot water outlet temperature (120°F is recommended).

The best way to measure your incoming ground water temperature is to use a thermometer to measure cold water temperature during the coldest season of the year. To simplify the process, use this map to determine whether your installation location is in the Southern Zone, Central Zone or Northern Zone.

PEAK HOT WATER DEMAND

The next step is to determine how many gallons per minute of hot water will be required during the busiest usage period ("peak demand"). Consider all appliances and fixtures that use hot water, including lavatory faucets, kitchen faucets, washing machines, dishwashers, showers and bathtubs. Be sure to determine how many appliances and fixtures will be used at the same time ("peak demand").

Remember, these are general recommendations. Your A. O. Smith Water Heater Specialist can review your family's needs in even greater detail to make sure the model you choose will always provide enough hot water to meet the demand.





GUIDING YOU THROUGH THE NAECA III TRANSITION

The U.S. Department of Energy (DOE) regulates minimum energy efficiency requirements for **all brands** of water heaters. A new update to the rules for increasing minimum energy efficiency **is in effect** as of April 16, 2015.

AT A. O. SMITH, WE'VE PREPARED OUR LINE OF RESIDENTIAL WATER HEATERS TO MEET THE STANDARDS. BUT AS SOMEONE IN THE BUILDING COMMUNITY, YOU NEED TO UNDERSTAND HOW THESE CHANGES IMPACT YOU AS WELL.

These design changes require that most residential water heaters under 55 gallons of capacity produced after April 16, 2015 be larger in size. Therefore, they will require more installation space in both single-family and multi-family housing. Most water heaters under 55 gallons are 2' larger in height and diameter. Units over 55 gallons will require even more drastic technology changes.

WATER HEATER REPLACEMENT ISSUES? WE HAVE SOLUTIONS.

 GAS	LESS THAN 55 GALLON	WILL THE NEW LARGER DESIGN FIT? IF NOT, YOU HAVE TWO OPTIONS. OPTION 1: Use a smaller heater to match the current footprint of your existing heater. You might consider adding a mixing valve on the water heater to increase delivery capacity. OPTION 2: Upgrade to a smaller more efficient tankless unit.
	MORE THAN 55 GALLON	THE TECHNOLOGY FOR UNITS OVER 55 GALLONS HAS CHANGED. OPTION 1: Upgrade to one of A. O. Smith's High Efficiency Options such as tankless or Vertex®. OPTION 2: Replace your obsolete model with 2 smaller gas heaters. <i>(Example: two 40-gallon gas units in the place of one 75-gallon gas unit).</i>
 ELECTRIC	LESS THAN 55 GALLON	WILL THE NEW LARGER DESIGN FIT? IF NOT, SEE BELOW. OPTION 1: Use a smaller heater to match the current footprint of your existing heater. You might consider adding a mixing valve on the water heater to increase delivery capacity.
	MORE THAN 55 GALLON	THE TECHNOLOGY FOR UNITS OVER 55 GALLONS HAS CHANGED. OPTION 1: Upgrade to A. O. Smith's Voltex® Hybrid Electric Heat Pump water heater which is 2.5x more efficient as a standard electric. OPTION 2: Replace your obsolete model with 2 smaller electric heaters <i>(Example: Two 40-gallon electrics in the place of one 80-gallon electric).</i>

TO LEARN MORE, VISIT HOTWATER.COM/NAECA



WHY PROFESSIONALS CHOOSE A. O. SMITH



**CONTRACTOR
REWARDS.COM**
Your Business. Your Choices. Your Rewards.

EARN POINTS BY PURCHASING A. O. SMITH WATER HEATERS

It's free and easy to participate. Enroll online at contractorrewards.com. Eligible products will have a yellow reward code label worth valuable points. Two ways to enter the codes:

1. Download the smart phone app and scan the code.
2. Enter the code at contractorrewards.com. Redeem your points on thousands of reward items.

With over 1,000,000 merchandise items, your reward choices are endless.

A. O. SMITH PROVIDES 6 KEY THINGS TO HELP GROW YOUR BUSINESS AND BECOME MORE PROFITABLE

1. Contractor Locator

A new online locator that drives thousands of consumers from our website right to our loyal contractors. Your company listing is free and generated for you when you participate in our Contractor Rewards™ program. * Visit hotwater.com/contractorlocator for more information.

2. Contractor Rewards Program

Our program rewards our loyal contractors for buying our products. Buy more and get rewarded with prizes and higher status on our Contractor Locator.

3. Contractor Advertising Tools

Our Advertising Resource Center allows contractors to develop an easy, affordable and custom advertising campaign to promote their business. Go to www.hotwater.com/ads.

4. Breadth of Product Line

Residential or Commercial, we have the most complete line from Standard models to the most innovative high efficiency water heaters available.

5. Product Sales Tools

We provide contractors access to the sales tools needed to close more sales.

6. Brand Support

Marketing investment in our brands drive consumers to recognize our name, visit our websites, locate local contractors and request products.



*To be listed on the Contractor Locator you must meet the minimum threshold of codes entered at contractorrewards.com

Visit hotwater.com/contractor to learn more.

A. O. SMITH WATER HEATERS

PREMIUM FEATURES. NAECA III READY.



OPERATING COST

\$\$\$

\$\$

\$

INSTALLATION SPACE REQUIRED



HOT WATER OUTPUT



PREMIUM FEATURES:

Blue Diamond® Glass Coating**	●	●	●
DynaClean™ Automatic Sediment-Cleaning System**	●	●	●
Self-Powered Electronic Gas Valve*	●	●	●
Heat Trap Nipples**	●	●	●
Enhanced Flow Brass Drain Valve**	●	●	●
CoreGard™ Advanced Anode Rod Protection**	●	●	●
Energy Saving	Meets NAECA minimums	●	●
Electronic User Interface		◐	●
Condensing Combustion*		◐	●
Continuous Flow*		◐	●
Cutting Edge Technology			●
Industry Leading Efficiency			●

*These features apply to gas products only ◐ Applies to some products only
**These features apply to tank-type products only

Hot Water Output, Cost of Operation, & Installation Space Required estimated based on typical applications/installations. For a more custom analysis of unique installations, visit www.hotwater.com and use our product selector tool.



www.hotwater.com



VERTEX™ HIGH EFFICIENCY POWER VENT



Power Vent Design for Installation Versatility

- Modular blower, with 120 volt, 60Hz electrical system (5 amps or less), 6-foot cord with standard 3-prong connector.
- Combined horizontal and vertical vent runs terminating through an outside wall, using Schedule 40 PVC pipe as follows:
 - 2" pipe allows vent runs up to 25 equivalent feet.
 - 3" pipe allows vent runs up to 65 equivalent feet.
 - 4" pipe allows vent runs up to 128 equivalent feet.

Side-Mounted Taps for Recirculating Systems

- Hot and cold "side taps" allow Vertex Power Vent to be used for "combination" systems for water heating plus space heating, radiant floor heating or other applications requiring a recirculating hot water loop.

Intelli-vent™* Gas Control with Silicon Nitride Hot Surface Ignitor

- Premium-grade hot surface ignitor eliminates standing pilot.
- Electronic circuitry provides superior system diagnostics capabilities plus extremely precise temperature control.

Blue Diamond® Glass Coating with Two Heavy Duty Anode Rods

- Provides superior corrosion resistance compared to the industry-standard glass lining.

Green Choice® Gas Burner

- Patented eco-friendly burner design reduces NOx emissions by up to 33% and complies with Low-NOx emission requirements of less than 40 ng/l.

Dynaclean™ Diffuser Dip Tube

CSA Certified and ASME Rated T&P Relief Valve

Maximum Hydrostatic Working Pressure: 150 psi

Code Compliance

- Meets UBC, CEC and ICC National Codes.
- Meets the thermal efficiency and standby loss requirements of the U.S. Department of Energy and current edition of ASHRAE/IESNA 90.1.

6-Year Limited Tank and Parts Warranty

- For complete information, consult written warranty or go to hotwater.com.

**Intelli-Vent™ is a registered trademark of Emerson Electric Company



Model Number	Gallon Capacity	Recovery @ 90°F Rise Gallon Per Hour	BTU Input Per Hour	First Hour Delivery Gallons	Dimensions in Inches			Approx. Shipping Weight (lbs)
					Height to Top of Heater	Height to Top of Blower Outlet	Diameter	
GPHE-50	50	92	76,000	127	70-5/8	71	21	210

Available in natural gas only.
 Standard model certified for sea level to 5,300 ft. elevation.
 Optional Condensate Neutralizer Kit available (part number 9007059005).



VERTEX™ HIGH EFFICIENCY POWER DIRECT VENT



Helical Internal Heat Exchanger

- Spiral heat exchanger keeps hot combustion gases in the tank longer to lengthen the heat transfer cycle.
- Operates at 96% thermal efficiency, which saves money on operating costs compared to a standard 80% efficient gas water heater.

Power Direct Vent Design

- Combined vertical and horizontal runs terminating through an outside wall. Vents using PVC, CPVC or ABS pipe.
 - 2" pipe, vents up to 45 equivalent feet.
 - 3" pipe, vents up to 128 equivalent feet.

Condensing Design

- 96% efficient condensing design.
- Equipped with condensate drain tee.

Side-Mounted Hot and Cold Recirculating Taps

- Allows Vertex to be installed as part of combination space heating/water heating applications.

Advanced Electronic Control

- Large LCD display.
- Precise temperature control.
- Advanced diagnostics.
- iCOMM™ compatible and can be monitored from remote locations.
- Call 1.888.WATER02 for more information.

Code Compliance

- Complies with SCAQMD Rule 1146.2 and other air quality management districts with similar requirements for Ultra-Low NOx emissions requirements of 14 ng/l or 20 PPM.
- Meets UBC, CEC and ICC National Codes.
- Meets the thermal efficiency and standby loss requirements of the U. S. Department of Energy and current edition of ASHRAE/IESNA 90.1.

Design-Listed by CSA International

- Certified at 300 psi test pressure and 150 psi working pressure.
- Listed according to ANSI Z21.10.1-CSA 4.1 standards governing storage tank-type water heaters.

6-Year Limited Tank and Parts Warranty

- For complete information, consult written warranty or go to hotwater.com.



Model Number	Gallon Capacity	Recovery @ 90°F Rise Gallon Per Hour	BTU Input Per Hour	Vent Size	Dimensions in Inches			Approx. Shipping Weight (lbs)
					Height to Top of Heater	Height to T&P	Diameter	
GDHE-50	50	129	100,000	2 or 3	66-3/4	49-1/4	22	255
GDHE-75	75	129	100,000	2 or 3	65-1/4	45-5/8	27-3/4	382

Available in propane (LP) gas. Specify when ordering propane (LP) gas. Models certified for sea level to 10,100 ft. elevation. Optional Condensate Neutralizer Kit available (part number 9007959005).



HIGH EFFICIENCY NON-CONDENSING POWER VENT



Versatile Power Vent Design

- All models feature an exclusive 3-position rotatable blower outlet which adds flexibility.
- Combined horizontal and vertical vent runs up to 180 equivalent feet with 4" diameter venting (ABS, PVC, CPVC and polypropylene).
- All models are equipped with a protected sensor that detects the presence of flammable vapors and automatically disables the burner to prevent ignition.
- Air intake snorkel elevates the inlet location of combustion air to prevent flammable vapors from entering the sealed combustion chamber.

Hot-surface Ignitor

- More robust and reliable than standing pilot, and reduces energy consumption

ENERGY STAR® Qualified

- All models (except GPVX 75L) meet the ENERGY STAR® EF requirement and may also qualify for local utility and rebate programs.
 - Built-in heat traps on the water inlet and outlet reduce the amount of heat lost through piping
 - 2-inch, thick, "Environmentally-Friendly" foam insulation reduces the amount of heat loss and contributes to overall energy efficiency

User-Friendly

- State-of-the-art electronic gas control provides more precise temperature control.
- LED control light displays operation status and diagnostics information.

Enhanced-Flow Brass Drain Valve

Available in Natural Gas and Propane

Design-Listed by CSA International

- Certified at 300 psi test pressure and 150 psi working pressure.
- Listed according to ANSI Z21.10.1-CSA 4.1 or ANSI Z21.10.3-CSA 4.3 standards governing storage tank-type water heaters.

6-Year Limited Tank and Parts Warranty

- For complete information, consult written warranty or go to hotwater.com.



Model Number	Series	Gallon Capacity	Energy Factor (EF)	Recovery @ 90°F Rise Gallon Per Hour	BTU Input Gallon Per Hour	First Hour Rating	Dimensions in Inches			Approx. Shipping Weight (lbs)
							Height to Top of Blower	Height to Top of Tank	Diameter	
GPVL-40	200	40	0.70	44.7	40,000	73	59	49-5/8	22	174
GPVT-40	200	40	0.70	55.9	50,000	90	68-1/2	59-1/4	20	176
GPVL-50	200	50	0.70	44.7	40,000	90	60-1/8	50-3/4	24	198
GPVT-50	200	50	0.70	55.9	50,000	96	68-1/8	58-3/4	22	192
GPVX-50L	200	50	0.70	69.3	62,000	110	61-1/8	52	24	212
†GPVX-75L	210	75	N/A	80.4	76,000	N/A	70-5/8	61-1/4	26	277

Natural gas models cited are series 200/210. Propane models 201/211.

Side connections are standard on GPVX models.

For side connect models, add "L" to the model number (example: GPVT-40L).

All models rated for installation at altitudes up to 10,100 ft.

† GPVX-75L is not ENERGY STAR® Qualified.



HIGH EFFICIENCY NON-CONDENSING POWER DIRECT VENT

Power Direct Vent Design

- Combined horizontal and vertical vent runs up to 180 equivalent feet with 4" diameter venting (ABS, PVC, CPVC and polypropylene).
- Two-pipe sealed combustion system uses outside air, eliminating problems caused by insufficient indoor ventilation.
- Reduced NOx emissions comply with air quality management district regulations.

Hot-surface Ignitor

- More robust and reliable than standing pilot, and reduces energy consumption.

Dynaclean™ Diffuser Dip Tube

User-Friendly

- State-of-the-art electronic gas control provides more precise temperature control.
- LED control light displays operation status and diagnostics information.
- Built-in heat traps on the water inlet and outlet reduce the amount of heat lost through piping.

Enhanced-Flow Brass Drain Valve

CSA Certified and ASME Rated T&P Relief Valve

Design-Listed by CSA International

- Certified at 300 psi test pressure and 150 psi working pressure.
- Listed according to ANSI Z21.10.1-CSA 4.1 standards or ANSI Z21.10.3 CSA 4.3 standards governing storage tank-type water heaters. governing storage tank-type water heaters.

Available in Natural Gas and Propane

6-Year Limited Tank and Parts Warranty

- For complete information, consult written warranty or go to hotwater.com.



Model Number	Series	Gallon Capacity	NG Input Per Hour Propane	Energy Factor	First Hour Rating Gallon	Recovery @ 90°F Rise Gallon Per Hour	Dimensions in Inches			Approx. Shipping Weight (lbs)
							Height to Top of Blower	Height to Top of Tank	Diameter	
GPDL 40	200	40	40,000	0.71	71	45.2	58-1/4	49-5/8	22	174
GPDT 50	200	50	45,000	0.70	93	50.3	67-1/2	58-3/4	22	192
GPDX 50L	200	50	62,000*	0.71	115	72.6	69	60-1/4	22	200
† GPDX 75L	210	75	76,000	N/A	N/A	82.4	70-5/8	60-1/2	26	277

*Propane model has input of 58,000 BTU/hr.
 Natural gas models cited are series 200/210. Propane models are series 201/211.
 Side connections are standard on GPDX models.
 For side connect models, add "L" to the model number (example: GDPT-50L).
 Side connections available on GPDL and GPDT models.
 All models are certified from sea level to 10,100 ft. elevation.
 † GPVX-75 is not ENERGY STAR® Qualified.



PROMAX® DIRECT VENT



Direct Vent Design

- One-pipe, dual-channel closed system draws all make-up air from outside the home, eliminating problems caused by insufficient indoor ventilation and is FVIR compliant.
- Horizontal air intake and venting on all models up to 80 inches from outside wall with no electrical power needed.

Intelligent Control Logic

Green Choice® Gas Burner\

- Patented eco-friendly burner design reduces NOx emissions by up to 33% and complies with Low-NOx emission requirements of less than 40 ng/J.

Dynaclean™ Diffuser Dip Tube

Coregard™ Andode Rod

Push Button Piezo Ignitor

Heat Trap Nipples

Code Compliance

- Meets UBC, CEC and HUD National Codes.
- Meets the thermal efficiency and standby loss requirements of the U.S. Department of Energy and current edition of ASHRAE/IESNA 90.1
- Complies with the Federal Energy Conservation Standards effective April 16, 2015, in accordance with the Energy Policy and Conservation Act (EPCA), as amended.

Design-Certified by CSA International

- Certified at 300 psi test pressure and 150 psi working pressure. Listed according to ANSI Z21.10.1-CSA 4.1 standards governing storage tank-type gas water heaters.

6-Year Limited Tank and Parts Warranty

- For complete information, consult written warranty or go to hotwater.com.



Model Number	Gallon Capacity	First Hour Rating Gallon	Energy Factor	Input BTU Per Hour	Recovery @ 90°F Rise Gallon Per Hour	Dimensions in Inches			Vent Outlet	Approx. Shipping Weight (lbs)
						Height to Top of Draft Hood	Height to Top of Tank	Diameter		
GDV-40	40	72	0.63	38,000	41	64	49-3/4	22	Co-Axial	178
GDV-50	50	91	0.62	40,000	43	73	59	22	Co-Axial	200
GDVT-50	50	92	0.61	47,000	51	74	60	22	Co-Axial	215

Dual-channel system has 3" vent pipe inside 6" air intake pipe, for the 40 and 50-gallon models.

All models have 2" foam cavity.

Water connection is 3/4" male on all models.

40 and 50 gallon models are 8" on center.

*Allow 29-1/2" for front to back dimension for gas control and air intake pipe at the rear of the heater.

All models are available in propane (LP) gas (series 301).

All models are certified from sea level to 7,700 ft. elevation.

All models available with side connections. Add "L" to the model number, example GDV-40L.



EFFEX® HIGH EFFICIENCY ATMOSPHERIC VENT



Pressurized Combustion System

Installation Friendly

- Allows for easy replacement of standard atmospheric vent heaters.
- Easily connects to existing B-vent.

Fan-Assisted, Category 1 Appliance

- Plugs into standard 110/120V outlet (10 foot power cord included).

24V Electronic Controls

LCD User Interface

- Easy-to-read, eye level display.
- Simple temperature settings and adjustments.
- Service diagnostics are in plain text.

Powered Anode Rod

Enhanced-Flow Brass Drain Valve

Dynaclean™ Diffuser Dip Tube

Green Choice® Gas Burner

- Patented eco-friendly gas burner design reduces NOx emissions by up to 33% and complies with Low-NOx emission requirements of less than 40 ng/J.

Code Compliance

- Meets UBC, CEC and HUD National Codes.
- Meets the thermal efficiency and standby loss requirements of the U. S. Department of Energy and current edition of ASHRAE/IESNA90.1.
- Complies with the Federal Energy Conservation Standards effective April 16, 2015, in accordance with the Energy Policy and Conservation Act, (EPCA), as amended.

Design-Certified by CSA International

- Certified at 300 psi test pressure and 150 psi working pressure. Listed according to ANSI Z21.10.1-CSA 4.1 standards governing storage tank-type gas water heaters.

6-Year Limited Tank and Parts Warranty

- For complete information, consult written warranty or go to hotwater.com.



Model Number	Gallon Capacity	First Hour Rating Gallons	Energy Factor (EF)	BTU Input Gallon Per Hour	Recovery @ 90°F Rise Gallon Per Hour	Dimensions in Inches					Approx. Shipping Weight (lbs)
						Foam Thickness	Height to Top of Draft Hood	Height to Top of Tank	Diameter	Draft Hood	
GAHH-40	40	70	0.70	40,000	43	2	61-3/4	58	20	3 or 4	157
GAHH-50	50	81	0.70	40,000	43	2	60-5/8	57-1/8	22	3 or 4	171

Available in natural gas only.
 Water connection is 3/4" on all models.
 All models are certified from sea level to 10,100 ft. elevation.
 Requires 120 VAC power supply.



HIGH EFFICIENCY NON-CONDENSING FLUE DAMPER

Automatic Flue Damper

- Increases efficiency as it automatically opens and closes to reduce heat loss in the standby mode.

Electronic Gas Control

Diagnostics

Electronic Ignition

Dynaclean™ Diffuser Dip Tube

Green Choice® Gas Burner

- Patented eco-friendly burner design reduces NOx emissions by up to 33% and complies with Low-NOx emission requirements of less than 40 ng/l.

Coregard™ Anode Rod

Enhanced-Flow Brass Drain Valve

Blue Diamond® Glass Coating

CSA Certified And ASME RATED T&P Relief Valve

Code Compliance

- Meets UBC, CEC and HUD National Codes.
- Meets the thermal efficiency and standby loss requirements of the U.S. Department of Energy and current edition of ASHRAE/IESNA 90.1.
- Complies with the Federal Energy Conservation Standards effective April 16, 2015, in accordance with the Energy Policy and Conservation Act, (EPCA), as amended.

Design-Certified by CSA International

- Certified at 300 psi test pressure and 150 psi working pressure.
- Listed according to ANSI Z21.10.1 - CSA 4.1 standards governing storage tank-type water heaters.

6-Year Limited Tank and Parts Warranty

- For complete information, consult written warranty or go to hotwater.com.



Model Number	Gallon Capacity	First Hour Rating Gallons	Energy Factor (EF)	Recovery @ 90°F Rise Gallon Per Hour	BTU Input Gallon Per Hour Natural*	Dimensions in Inches					Approx. Shipping Weight (lbs)	
						Foam Thickness	Height to Top of Draft Hood	Height to Top of Tank	Diameter	Draft Hood Outlet		
Tall Models												
GCF-40	40	67	0.67	42	40,000	2	64-1/4	58-1/4	20	3 or 4	152	
GCF-50	50	81	0.67	42	40,000	2	63-1/2	57-1/4	22	3 or 4	167	
Short Models												
GCF-40	40	67	0.67	42	40,000	2	54	47-3/4	22	3 or 4	149	
*GCF-50	50	88	0.67	42	40,000	2	55-3/4	49-1/2	24	3 or 4	175	

Requires 120 VAC power supply.
 Water connection is 3/4" on all models.
 Specify when ordering Top T&P.
 All models are certified from sea level to 10,100 ft. elevation.
 *GCF-50 available in natural gas only. All other models available in propane (LP) gas.



PROMAX® ATMOSPHERIC VENT



Intelligent Control Logic*

- *Not available on 60,000 BTU input models (GCRX-50 and GCRX-55).

Dynaclean™ Diffuser Dip Tube

Coregard™ Anode Rod

Push-Button Piezo Ignitor

Enhanced-Flow Brass Drain Valve

Heat Trap Nipple

Blue Diamond® Glass Coating

Code Compliance

- Meets UBC, CEC and HUD National Codes.
- Meets the thermal efficiency and standby loss requirements of the U.S. Department of Energy and current edition of ASHRAE/IESNA 90.1.
- Complies with the Federal Energy Conservation Standards effective April 16, 2015, in accordance with the Energy Policy and Conservation Act (EPCA), as amended.

Design-Certified By CSA International

- Certified at 300 psi pressure and 150 psi working pressure. Listed according to ANSI Z21.10.1-CSA 4.1 standards governing storage tank-type gas water heaters.

6-Year Limited Tank and Parts Warranty

- For complete information, consult written warranty or go to hotwater.com.



Model Number	Gallon Capacity	First Hour Rating Gallon	Energy Factor	BTU Input Natural Gas	BTU Input Propane Gas	Recovery 90°F Rise Gallon Per Hour	Height to Top of Draft Hood	Height to Top of Tank	Diameter	Draft Hood	Approx. Shipping Weight (lbs)
Tall Models											
†GCB-30	30	64	0.63	35,500	32,000	36	61-3/4	58	16	3 or 4	123
GCR-30	30	67	0.63	35,500	32,000	36	61-3/4	58	18	3 or 4	132
‡GCRH-40	40	67	0.62	35,500	N/A	36	62	58-1/4	20	3 or 4	138
†GCB-40	40	70	0.62	40,000	36,000	41	62	58-1/4	18	3 or 4	130
GCR-40*	40	70	0.62	40,000	36,000	41	62	58-1/4	20	3 or 4	138
GCG-50*	50	88	0.60	40,000	37,000	41	60-3/4	57-1/4	21	3 or 4	148
GCR-50*	50	88	0.62	40,000	37,000	41	60-3/4	57-1/4	22	3 or 4	165
GCRT-50*	50	92	0.60	50,000	45,000	58	60-3/4	57-1/4	22	4	165
†GCRX-50*	50	98	0.60	60,000	54,000	61	65-1/2	61	22	4	190
Short Models											
†GCBL-30	30	56	0.63	35,500	32,000	36	50	46-1/4	18	3 or 4	110
GCRL-30	30	62	0.63	35,500	32,000	36	50	46-1/4	20	3 or 4	118

Water connection is 3/4" on all models.

*For optional side-mounted recirculating taps, add "L" to the suffix (example: GCR-40L).

† Models ship with supplied insulation blanket.

For 10-year tank and 6-year parts warranty, change "G" to "X" in model number (example: XCR-30).

‡ LP models not available on GCRH-40.

All models approved for installation from sea level to 10,100 ft. elevation.



PROMAX® HIGH RECOVERY ATMOSPHERIC VENT 75 & 100 GALLON



Highest Recoveries

- Capacity/input combinations up to 98 gallons/75,000 BTU's to produce recoveries up to 81 gallons per hour.

Fully Automatic Controls with Safety Shutoff

- Accurate, dependable control system requires no electrical connections.
- Fixed automatic gas shutoff device for added safety.

Green Choice® Gas Burner

- Patented eco-friendly burner design reduces NOx emissions up to 33% and complies with Low-NOx emission requirements of 40 ng/J.

Dynaclean™ Diffuser Dip Tube

Coregard™ Anode Rod

Push-Button Piezo Ignitor

Blue Diamond® Glass Coating

Enhanced-Flow Brass Drain Valve

Code Compliance

- Meets UBC, CEC and ICC National Codes.
- Meets the thermal efficiency and standby loss requirements of the U.S. Department of Energy and current edition of ASHRAE/IESNA 90.1.

CSA Certified and ASME Rated T&P Relief Valve

Maximum Hydrostatic Working Pressure 150 psi

Design-Certified By CSA International

- Certified at 300 psi test pressure and 150 psi working pressure. Listed according to ANSI Z21.10.1-CSA 4.1 standards governing storage tank-type gas water heaters.

6-Year Limited Tank and Parts Warranty

- For complete information, consult written warranty or go to hotwater.com.



Model Number	Gallon Capacity	Recovery @ 90°F Rise Gallon Per Hour	BTU Input Per Hour	Dimensions in Inches			Approx. Shipping Weight (lbs)
				Height to Top of Draft Hood	Height to Top of Tank	Diameter	
FCG-75	74	81	75,100	61	58-1/2	26-1/2	275
FCG-100	98	81	75,100	68-1/2	66-1/2	27-3/4	350

Water connections are 1" male NPT on FCG-75 and 1-1/4" on FCG-100.
 For 10-year tank and 6-year parts limited warranty, change "F" to "P" in model number (example: PCG-75).
 For optional side-mounted recirculating taps, add "L" to the suffix of the model number (example: FCG-75L).
 Specify when ordering propane (LP) gas.
 All models are certified from sea level to 7,700 ft. elevation.



ENERGY SAVER ATMOSPHERIC VENT MOBILE HOME



Complies with HUD Standards for Manufactured Housing Installation Gas Control Convertible for Natural and Propane Gas

- For flexibility to meet the varying needs of manufactured housing installations.

Side-Mounted 3/4" Cold Water Inlet

- For flexibility to meet the varying needs of manufactured housing installations.
- Top-mounted 3/4" hot water outlet.

Green Choice® Gas Burner

- Patented eco-friendly burner design reduces NOx emissions by up to 33% and complies with Low-NOx emission requirements of less than 40 ng/J.

Coregard™ Anode Rod

- Our anode rods have a stainless steel core that extends the life of the anode rod allowing superior tank protection far longer than standard anode rods.

Blue Diamond® Glass Coating

Enhanced-Flow Brass Drain Valve

Code Compliance

- Meets UBC, CEC and HUD National Codes.
- Meets the thermal efficiency and standby loss requirements of the U.S. Department of Energy and current edition of ASHRAE/IESNA 90.1.
- Complies with the Federal Energy Conservation Standards effective April 16, 2015, in accordance with the Energy Policy and Conservation Act (EPCA), as amended.

Design-Certified by CSA International

- Certified at 300 psi test pressure and 150 psi working pressure. Listed according to ANSI Z21.10.1-CSA 4.1 standards governing storage tank-type gas water heaters.

CSA Certified and ASME Rated T&P Relief Valve

6-Year Limited Tank and 2-Year Limited Tank Parts Warranty

- For complete information, consult written warranty or go to hotwater.com.



Model Number	Gallon Capacity	First Hour Rating Gallon	Energy Factor	BTU Input Per Hour Natural Gas	BTU Input Per Hour Propane Gas	Recovery @ 90°F Rise Gallon Per Hour	Dimensions in Inches					Approx. Shipping Weight (lbs)
							Insulation	Height to Top of Draft Hood	Height to Top of Tank	Diameter	Draft Hood Outlet	
FMHR-30	30	55	0.63	35,500	32,000	36	2	61-1/2	58	18	3 or 4	129
FMHR-40	40	62	0.62	35,500	32,000	36	2	61-3/4	58-1/4	20	3 or 4	153

All models ship from the factory for use with natural gas. A complete propane (LP) burner is supplied for converting to propane gas.
All models are certified from sea level to 10,100 ft. elevation.
No option available for top T&P.



ENERGY SAVER DIRECT VENT MOBILE HOME



Complies With HUD Standards For Manufactured Housing Installation

Gas Control Convertible for Natural and Propane Gas

- For flexibility to meet the varying needs of manufactured housing installations.

Direct Vent Models Package with Bottom Intake Air Vent

- To draw all combustion make-up air from outside the structure.

Optional Ducted Air Inlet Kit for Direct Vent Models

- For use when water heater is installed over a basement.
- Provision for horizontal air inlet ducting.

Side-Mounted 3/4" Cold Water Inlets

Green Choice® Gas Burner

- Patented eco-friendly burner design reduces NOx emissions by up to 33% and complies with Low-NOx emission requirements of less than 40 ng/l.

Dynaclean™ Diffuser Dip Tube

Coregard™ Anode Rod

Enhanced-Flow Brass Drain Valve

Blue Diamond® Glass Coating

Code Compliance

- Meets UBC, CEC and HUD National Codes.
- Meets the thermal efficiency and standby loss requirements of the U.S. Department of Energy and current edition of ASHRAE/IESNA 90.1.
- Complies with the Federal Energy Conservation Standards effective April 16, 2015, in accordance with the Energy Policy and Conservation Act (EPCA), as amended.

Design-Certified by CSA International

- Certified at 300 psi test pressure and 150 psi working pressure. Listed according to ANSI Z21.10.1-CSA 4.1 standards governing storage tank-type gas water heaters.

CSA Certified and ASME Rated T&P Relief Valve

6-Year Limited Tank and 2-Year Limited Parts Warranty

- For complete information, consult written warranty or go to hotwater.com.



Model Number	Gallon Capacity	First Hour Rating Gallon	Energy Factor	Btu Input Per Hour Natural Gas	Btu Input Per Hour Propane	Recovery @ 90°F Rise Gallon Per Hour	Dimensions in Inches					Approx. Shipping Weight (lbs)
							Insulation	Height to Top of Draft Hood	Height to Top of Tank	Diameter	Vent Outlet	
FMDV-30	30	49	0.63	30,000	29,000	31	2	61	58	18	3	129
FMDV-40	40	61	0.62	32,000	29,000	33	2	61-3/4	58-3/4	20	3	153
FMDV-50	50	77	0.60	40,000	37,000	39	2	60	57	22	3	168

All models ship from the factory for use with natural gas, a complete propane burner is supplied for converting to propane gas.

No option available for top T&P.

Water connections-is 3/4" on all models.

All models are certified for installation from sea level to 5,400 ft. elevation.



PROMAX® ULTRA-LOW NOx



Intelligent Control Logic

High Energy Factors

- Eco-Friendly non-CFC foam insulation, external heat traps and specially designed combustion chamber combine to produce a high Energy Factor for maximum savings on operating costs.

Green Choice® Gas Burner

- Enhanced Ultra-Low NOx burner complies with SCAQMD Rule 1121 and other air quality management districts with similar requirements for NOx emissions of less than 10 ng/J.

Dynaclean™ Diffuser Dip Tube

Coregard™ Anode Rod

Push-Button Piezo Ignitor

Heat Trap Nipples

Blue Diamond® Glass Coating

Enhanced-Flow Brass Drain Valve

Code Compliance

- Meets UBC, CEC and HUD National Codes.
- Meets the thermal efficiency and standby loss requirements of the U.S. Department of Energy and current edition of ASHRAE/IESNA 90.1.
- Complies with the Federal Energy Conservation Standards effective April 16, 2015, in accordance with the Energy Policy and Conservation Act (EPCA), as amended.

CSA Certified by CSA International

Design-Certified by CSA International

- Certified at 300 psi test pressure and 150 psi working pressure.
- Listed according to ANSI Z21.10.1-CSA 4.1 standards governing storage tank-type gas water heaters.

6-Year Limited Tank and Parts Warranty

- For complete information, consult written warranty or go to hotwater.com.



Model Number	Gallon Capacity	First Hour Rating Gallon	Energy Factor	BTU Input Natural Gas	Recovery @ 90°F Rise Gallon Per Hour	Dimensions in Inches				Approx. Shipping Weight (lbs)
						Height to Top of Draft Hood	Height to Top of Tank	Diameter	Draft Hood	
Tall Models										
GUC-30	30	55	0.63	33,000	34	61-3/4	58	16	3 or 4	126
GUC-40	40	71	0.62	40,000	41	62	58-1/4	18	3 or 4	125
GUR-40	40	71	0.63	40,000	41	62	58-1/4	20	3 or 4	125
GUC-50	50	91	0.60	40,000	42	60-3/4	57-1/4	20	3 or 4	148
GUR-50	50	91	0.62	40,000	42	60-3/4	57-1/4	22	3 or 4	148
GURT-50L*	50	98	0.60	50,000	51	61	57-1/2	22	4	177
Short Models										
GURL-40	40	69	0.62	40,000	41	51-1/2	47-3/4	22	3 or 4	138

All models may be ordered from the factory with top T&P.
 Side loop connections are standard on model (GURT-50L).
 Most models approved for installation from sea level to 7,700 ft. elevation (except on GURT-50L which is approved to 5,400 ft.).



HIGH EFFICIENCY NON-CONDENSING ULTRA-LOW NO_x POWER VENT



Power Venting Made Simple

- Thru-the-wall or thru-the-roof power venting using either 2" or 3" PVC, ABS or CPVC vent pipe.

Intelli-Vent™ Gas Control

- Advanced electronics for more precise control of water temperature and easy to understand system diagnostics.

Combination Thermostat/ECO

- Utilizes an intermittent ignition gas valve (no standing pilot) with thermistor temperature sensor and built-in high temperature cut off.

Quiet and Efficient Blower

- Factory-installed 6-foot power cord with standard 3-prong male connector provided. Electrical requirements; 110/120 VAC power source, less than 5 amp draw.

Dynaclean™ Diffuser Dip Tube

- Reduces lime and sediment buildup and maximizes hot water output. Made from long-lasting PEX cross-linked polymer.

Coregard™ Anode Rod

Durable, Ultra-Low NO_x Burner Construction

Enhanced-Flow Brass Drain Valve

Code Compliance

- Meets UBC, CEC and HUD National Codes.
- Meets the thermal efficiency and standby loss requirements of the U. S. Department of Energy and current edition of ASHRAE/IESNA 90.1.
- Complies with the Federal Energy Conservation Standards effective April 16, 2015, in accordance with the Energy Policy and Conservation Act, (EPCA), as amended.

Design-Certified by CSA-International

- Certified at 300 psi test pressure and 150 psi working pressure.
- Listed according to ANSI Z21.10.1-CSA 4.1 standards governing storage tank-type gas water heaters.

6-Year Limited Tank and Parts Warranty

- For complete information, consult written warranty or go to hotwater.com



Model Number	Gallon Capacity	First Hour Rating Gallon Per Hour	Energy Factor	Recovery @ 90°F Rise Gallon Per Hour	BTU Input Gallon Per Hour	Dimensions in Inches				Approx. Shipping Weight (lbs)
						Height to Top of Blower	Height to Top of Tank	Diameter	Draft Hood	
GPNH-40	40	69	0.68	42.6	42,000	20	66-7/8	58-5/8	2 or 3	170
GPNH-50	50	81	0.68	42.6	42,000	22	66-8/8	57-7/16	2 or 3	207

No option available for top T&P valve.



PROMAX® ULTRA-LOW NOx DIRECT VENT



Flammable Vapor Resistant/Direct Vent Sealed Combustion System

Durable, Ultra-Low NOx Burner Construction

Non-CFC Foam Insulation

- The tank is surrounded by a thick coat of non-CFC polyurethane foam to trap heat inside the tank, saving energy.

¾" Top Water Connections and Side Space Heating Connections

½" Gas Connection

Coregard™ Anode Rod

Blue Diamond® Glass Coating

Enhanced-Flow Brass Drain Valve

Green Choice® Gas Burner

- Complies with SCAQMD Rule 1121 and other air quality management districts with similar requirements for NOx emissions of less than 10 ng/l.

Code Compliance

- Meets UBC, CEC and HUD National Codes.
- Meets the thermal efficiency and standby loss requirements of the U.S. Department of Energy and current edition of ASHRAE/IESNA 90.1.
- Complies with the Federal Energy Conservation Standards effective April 16, 2015, in accordance with the Energy Policy and Conservation Act (EPCA), as amended.
- CSA Certified And ASME Rated T&P Valve.

Design-Listed by CSA International

- Certified at 300 psi test pressure and 150 psi working pressure.
- Listed according to ANSI Z21.10-1- CSA 4.1 standards governing storage tank-type gas water heaters.

CSA Certified and ASME Rated T&P Relief Valve

6-Year Limited Tank and Parts Warranty

- For complete information, consult written warranty or go to hotwater.com.



Model Number	Gallon Capacity	First Hour Rating Gallon	Energy Factor	Recovery @ 90°F Rise Gallon Per Hour	BTU Input Per Hour	Dimensions in Inches				Approx. Shipping Weight (lbs)
						Concentric Vent Connection	Height to Top of Draft Hood	Height to Top of Tank	Diameter	
GDNL-40L-100	40	59	0.62	39	36,000	3 and 5	65-1/4	50-1/2	22	179
GDNT-50L-100	50	81	0.62	41	38,000	3 and 5	73-1/2	58-1/2	22	193

No option available for top T&P valve.
All models have ¾" top water connections and comes standard with side loop fittings.
All models certified from sea level to 7,700 ft. elevation.



PROMAX® ULTRA-LOW NOx HIGH RECOVERY

Fully Automatic Controls with Safety Shutoff

Heavy Gauge Steel Jacket

Blue Diamond® Glass Coating

Foam Insulation

Ultra-Low NOx Emissions

- Complies with SCAQMD Rule 1146.2 and other Air Quality Management Districts with similar requirements of 14 ng/j or 20 ppm.

Easy-To-Install

- Completely factory-assembled. Only gas, water and vent connections need to be made. All connections are located in front and top of heaters for ease-of-installation and service.

Coregard™ Anode Rod

- Our anode rods have a stainless steel core that extends the life of the anode rod allowing superior tank protection far longer than standard anode rods.

Maximum Working Pressure

- 150 psi.

Maximum Gas Inlet Pressure

- 14" W.C.

Code Compliance

- The Ultra-Low NOx atmospheric vent residential gas water heater meets the thermal efficiency and standby loss requirements of the U. S. Department of Energy and Current Edition ASHRAE/IESNA 90.1.

6-Year Limited Tank and Parts Warranty

- For complete information, consult written warranty or go to hotwater.com.



Model Number	Gallon Capacity	Recovery at 90°F Rise Gallon Per Hour	BTU Input Per Hour	Height to Top of Draft Hood	Depth	Diameter	Approx. Shipping Weight
† GCN-75**	74	81	75,100	62-1/16	29-1/2	25-1/4	285 lbs
GCN-100*	98	82	75,100	70-1/2	30-15/16	27-3/4	350 lbs

*Recover rating based on 81% thermal efficiency.

**Recover rating based on 80% thermal efficiency.

†The GCN-75 comes standard with side loop fittings for use with hydronic heating applications.



TANKLESS CONDENSING HIGH EFFICIENCY



OUTDOOR MODEL

INDOOR MODEL



ANSI Z21.10.3 CSA 4.3

ENERGY STAR® Qualified

Condensing Technology Provides 0.93 Energy Factor (EF)

Ultra-Low NOx Emissions

- Complies With SCAQMD Rule 1146.2 NOx Emission Requirements Of 14 ng/J or 20 PPM.

Copper Primary Heat Exchanger

- 25x better heat transfer than stainless steel thus stabilizing outgoing water temperature quicker and reducing pressure drop across the heat exchanger.

Secondary Heat Exchanger

- Marine-Grade 316L stainless steel to protect against corrosion.

Maximum Flow Rates up to 6.6 GPM

Indoor Models

- Include a built-in temperature controller and advanced diagnostics to simplify troubleshooting.

Outdoor Models

- Include a wall mount temperature remote controller and advanced diagnostics to simplify troubleshooting.

Factory-Installed Power Cord Included for Indoor Models

Electronic Ignition-No Pilot Light

Safety Features:

- Air-Fuel Ratio (AFR) Sensor.
- Exhaust & Water Temperature Safety Control.
- Overheat Cut-Off Fuse.

Internal Freeze Protection System

Power Vent or Power Direct Vent Design

Warranty

- 15-year limited warranty on heat exchanger in residential applications.
- 10-year limited warranty on heat exchanger in commercial applications.
- 5-year limited warranty on all parts.

Model Number	Type	Gas Consumption Input		Inlet Gas Pressure		Energy Factor (EF)	Maximum GPM*	Hot/Cold Connections	Gas Connection	Dimensions in Inches			Unit Weight (lbs)
		Minimum BTU/H	Maximum BTU/H	Minimum W.C.	Maximum W.C.					Height	Width	Depth	
Indoor Models													
ATI-140H-N	Natural	15,000	120,000	5.0	10.5	0.93	6.6	3/4" NPT	1/2" NPT	22-7/8	13-7/8	10-13/16	44
ATI-140H-P	Propane	13,000	120,000	8.0	14.0	0.93	6.6	3/4" NPT	1/2" NPT	22-7/8	13-7/8	10-13/16	44

15-150 psi water pressure. 40 psi or above is recommended for maximum flow.

*Current numbers based on factory testing; 0.5 GPM required for activation; 0.4 GPM required for continuous fire after initial ignition.

Indoor models are certified from sea level to 10,100 ft. elevations.

Outdoor models are certified from sea level to 6,000 ft. elevation.

For outdoor models change "I" to "O" in the model number (example: ATQ-140H-N).



TANKLESS CONDENSING HIGH EFFICIENCY



OUTDOOR MODEL

INDOOR MODEL



Meets SCAQMD
Rule 1146.2
California Air Resources Board



ANSI Z21.10.3

CSA 4.3

ENERGY STAR® Qualified Condensing Technology Provides 0.95 Energy Factor Ultra-Low NOx Emissions

- Complies with SCAQMD Rule 1146.2 NOx Emission Requirements Of 14 ng/J or 20 PPM.

Heat Exchanger

- Primary heat exchanger of the ATI/ATO-540 is constructed of a commercial-grade copper that is more resilient to erosion. Copper is 25x better at heat transfer than stainless steel thus stabilizing outgoing water temperature quicker and reducing pressure drop across the heat exchanger.
- Secondary heat exchanger is made of marine-grade 316L stainless steel to protect against corrosion.

Maximum Flow Rates up to 10.0 GPM

Factory-Installed Power Cord Included for Indoor Models

Indoor Models

- Include integrated temperature controls and advanced diagnostics to simplify troubleshooting.

Outdoor Models

- Include a wall mount temperature remote controller and advanced diagnostics to simplify troubleshooting.

Common Vent Indoor Models up to 8 Units

Can be used in both Residential and Commercial Applications

- Easy-Link up to 4 units.
- Multi-Link up to 20 units.

Safety Features

- Air-Fuel Ratio (AFR) Sensor.
- Exhaust & Water Temperature Safety Control.
- Overheat Cut-off Fuse.

Internal Freeze Protection System

Power Vent or Power Direct Vent Design

Warranty

- 15-year limited warranty on heat exchanger in residential applications.
- 10-year limited warranty on heat exchanger in commercial applications.
- 5-year limited warranty on all parts.

Model Number	Type	Gas Consumption Input		Inlet Gas Pressure		Energy Factor (EF)	Maximum GPM*	Hot/Cold Connections	Gas Connection	Dimensions in Inches			Unit Weight (lbs)
		Minimum BTU/H	Maximum BTU/H	Minimum in. W.C.	Maximum in. W.C.					Height	Width	Depth	
Indoor Models													
ATI-240H-N	Natural	15,000	160,000	5.0	10.5	0.95	6.6	3/4" NPT	3/4" NPT	23-5/8	17-3/4	11-1/4	58
ATI-240H-P	Propane	13,000	160,000	8.0	14.0	0.95	6.6	3/4" NPT	3/4" NPT	23-5/9	17-3/4	11-1/4	58
ATI-340H-N	Natural	15,000	180,000	5.0	10.5	0.95	8	3/4" NPT	3/4" NPT	23-5/8	17-3/4	11-1/4	58
ATI-340H-P	Propane	13,000	180,000	8.0	14.0	0.95	8	3/4" NPT	3/4" NPT	23-5/8	17-3/4	11-1/4	58
ATI-540H-N	Natural	15,000	199,000	5.0	10.5	0.95	10	3/4" NPT	3/4" NPT	23-5/8	17-3/4	11-1/4	59
ATI-540H-P	Propane	13,000	199,000	8.0	14.0	0.95	10	3/4" NPT	3/4" NPT	23-5/8	17-3/4	11-1/4	59

*Current Numbers based on factory testing; 0.5 GPM required for activation; 0.4 GPM required for continuous fire after initial ignition. 15-150 psi water pressure. 40 psi or above is recommended for maximum flow. Indoor models are certified from sea level to 10,100 ft. elevation. Outdoor models are certified from sea level to 6,000 ft. elevation. For outdoor models change "I" to "O" in the model number (example: ATO-240-N).



TANKLESS NON-CONDENSING



OUTDOOR MODEL

INDOOR MODEL



ANSI Z21.10.3

Maximum Flow Rates up to 10.0 GPM

Copper Primary Heat Exchanger

- Primary heat exchanger of the ATI/ATO-510 is constructed of a commercial-grade copper that is more resilient to erosion. Copper is 25x better at heat transfer than stainless steel thus stabilizing outgoing water temperatures quicker and reducing pressure drop across the heat exchanger

Indoor/Outdoor Models

- Includes a wall mount temperature remote controller and advanced diagnostics to simplify troubleshooting

Factory-Installed Power Cord Included For Indoor Models

Low NOx Emissions

ATI-510 & ATO-510 Can Be Used In Both Residential and Commercial Applications

*Easy-Link up to 4 units

Safety Features

- Air-Fuel Ratio (AFR) Sensor
- Exhaust & Water Temperature Safety Control
- Overheat cut-off fuse

Internal Freeze Protection

Power Vent or Power Direct Vent Design

Warranty

- 15-year limited warranty on heat exchanger in residential applications.
- 10-year limited warranty on heat exchanger in commercial applications.
- 5-year warranty on all parts.

Model Number	Type	Gas Consumption Input		Inlet Gas Pressure		Energy Factor (EF)	Maximum GPM*	Hot/Cold Connections	Gas Connection	Dimensions in Inches			Unit Weight (lbs)
		Minimum BTU/H	Maximum BTU/H	Minimum in. W.C.	Maximum in. W.C.					Height	Width	Depth	
Indoor Models													
ATI-110-N	Natural	19,500	140,000	5.0	10.5	0.82	6.6	3/4" NPT	3/4" NPT	20-1/4	13-3/4	7-3/4	33
ATI-110-P	Propane	19,500	140,000	8.0	14.0	0.82	6.6	3/4" NPT	3/4" NPT	20-1/4	13-3/4	7-3/4	33
ATI-310-N	Natural	11,000	190,000	5.0	10.5	0.82	8	3/4" NPT	3/4" NPT	20-1/4	13-3/4	9-1/2	38
ATI-310-P	Propane	11,000	190,000	8.0	14.0	0.82	8	3/4" NPT	3/4" NPT	20-1/4	13-3/4	9-1/2	38
ATI-510-N**	Natural	11,000	199,000	5.0	10.5	0.82	10	3/4" NPT	3/4" NPT	20-1/4	13-3/4	9-1/2	39
ATI-510-P**	Propane	11,000	199,000	8.0	14.0	0.82	10	3/4" NPT	3/4" NPT	20-1/4	13-3/4	9-1/2	39

15-150 psi water pressure. 40 psi or above is recommended for maximum flow.

For outdoor models change "I" to "O" in the model number (example: ATO-110-N).

*Current numbers based on factory testing; 0.5 GPM required for activation; 0.4 GPM required for continuous fire after initial ignition.

Indoor models are certified from sea level to 6,000 ft. elevation. Outdoor models are certified from sea level to 6,000 ft. elevation.



TANKLESS NON-CONDENSING ULTRA-LOW NOx



OUTDOOR MODEL

INDOOR MODEL

Ultra-Low NOx Emissions

- Complies with SCAQMD Rule 1146.2 NOx emission requirements of 14 ng/J or 20 PPM.

Maximum Flow Rates Up To 10.0 GPM

Copper Primary Heat Exchanger

- Primary heat exchange of the ATI/ATO-510U is constructed of a commercial-grade copper that is more resilient to erosion. Copper is 25x better at heat transfer than stainless steel thus stabilizing outgoing water temperatures quicker and reducing pressure drop across the heat exchanger indoor and outdoor models available.

Indoor/Outdoor Models

- Include a Wall Mount Temperature Remote Controller and Advanced Diagnostics to Simplify Troubleshooting.

Factory-Installed Power Cord Included For Indoor Models

ATI-510U / ATO-510U Can Be Used in Both Residential and Commercial Applications

- Easy-Link Up To 4 Units.
- Multi-Link Up to 20 Units.

Safety Features

- Air-fuel ratio (AFR) Sensor.
- Exhaust & Water Temperature Safety Control.
- Overheat cut-off fuse.

Internal Freeze Protection

Power Vent or Power Direct Vent Design

Warranty

- 15-year limited warranty on heat exchanger in residential applications.
- 5-year limited warranty on heat exchanger in commercial applications.
- 5-year limited warranty on all parts.



510U Models



ANSI Z21.10.3

Model Number*	Type	Gas Consumption Input		Inlet Gas Pressure		Energy Factor (EF)	Maximum GPM**	Hot/Cold Connections	Gas Connection	Dimensions in Inches			Unit Weight (lbs)
		Minimum BTU/H	Maximum BTU/H	Minimum in. W.C.	Maximum in. W.C.					Height	Width	Depth	
Indoor Models													
ATI-110U-N	Natural	15,000	140,000	5.0	10.5	0.82	6.6	3/4" NPT	3/4" NPT	20-1/4	13-3/4	9-1/2	33
ATI-310U-N	Natural	15,000	190,000	5.0	10.5	0.82	8	3/4" NPT	3/4" NPT	20-1/4	13-3/4	9-1/2	37
ATI-510U-N***	Natural	15,000	199,000	5.0	10.5	0.82	10	3/4" NPT	3/4" NPT	20-1/4	13-3/4	9-1/2	39

15-150 psi water pressure. 40 psi or above recommended for maximum flow.

*Current numbers based on factory testing; 0.5 GPM required for activation; 0.4 GPM required for continuous fire after initial ignition.

Indoor models are certified from sea level to 10,100 ft. elevation. Outdoor models are certified from sea level to 6,000 ft. elevation.

For outdoor models change "I" to "O" in the model number (example: ATO-110U-N)



VOLTEX[®] HYBRID ELECTRIC HEAT PUMP



The Voltex[®] Hybrid Electric heat pump water heater from A. O. Smith is the most cost effective energy-efficient option available for consumers who want to save money on their utility bills. Voltex can reduce water heating costs up to 71% and provide payback in 2-3 years with annual savings of \$437 or more compared to standard electric models. There is no better way to go green than Voltex.

Increased Energy efficiency

- Improved efficiency designed in, to ensure available hot water at the lowest possible cost.
- Up to a 3.24 Energy Factor (EF) Rating conserves energy and meets ENERGY STAR[®] qualifications.

Dual Voltage Capable

- 208/240 VAC 60Hz capable for use in almost any residential installation.

Backup Electric Elements

- Long-lasting backup heating elements help heat water according to environmental conditions, demand, and the chosen operating mode.

Choice of Operating Modes

- Select from Efficiency, Hybrid, or Electric modes to match heating requirements to environmental conditions and hot water demand.
- Hybrid mode automatically adjusts between compressor and element, depending upon heat requirements.
- Vacation mode reduces operating costs and provides freeze protection during extended absence. Programmable up to 99 days.

Dry Fire Protection

- Control system ensures the tank is full of water during start up to prevent dry firing the heating elements.

Electronic User Interface

- User-friendly electronic interface allows easy control of temperature setting, operating mode, and communicates diagnostics.
- Easy to read temperature display shows temperature in °F or °C.
- Advanced diagnostics convey error messages for service purposes. The last four error messages are saved in the control system memory.

Other Features

- Ideal for basements or garage installations; the compressor transfers heat to the water while dehumidifying and cooling the ambient air.
- Washable air filter is easily removed for routine cleaning.

10-Year Limited Warranty

- For complete information, consult written warranty or go to hotwater.com.



Model Number	Gallon Capacity	Energy Factor by Mode			1st Hour Rating (Gal) By Mode			Dimensions in Inches			Approx. Shipping Weight (lbs)
		Efficiency	Hybrid	Electric	Efficiency	Hybrid	Electric	Height to Top of Tank	Height to T&P	Diameter	
HPTU-50	50	3.61	3.24	0.93	44.4	70	57.3	63	40-1/2	22	196
HPTU-66	66	3.44	3.17	0.92	62.5	80	78.6	61	38	27	289
HPTU-80	80	3.27	3.06	0.92	76.3	95	90.1	69	46	27	307

Requires 30 amp breaker.
Top T&P option not available on this model.



VOLTEX[®] LEGACY HYBRID ELECTRIC HEAT PUMP



The Voltex[®] Legacy Hybrid Electric heat pump water heater from A. O. Smith is the most cost effective energy-efficient option available for consumers who want to save money on their utility bills. Voltex can reduce water heating costs up to 63% and provide payback in 2-3 years.

Increased Storage

- High capacity storage tank enables the heat pump to operate more frequently than backup heating elements. This improves energy efficiency and lowers operating costs, saving more money than lower capacity units.
- High capacity storage tank provides more hot water for peak demand periods.

Energy Efficiency

- Up to a 2.33 Energy Factor (EF) Rating conserves energy and meets ENERGY STAR[®] qualifications.

Choice of Operating Modes

- Select from Efficiency, Hybrid, or Electric modes to match heating requirements to environmental conditions and hot water demand. Hybrid mode automatically adjusts between compressor and element, depending upon heat requirements. Vacation mode reduces operating costs and provides freeze protection during extended absence.

Backup Electrical Elements

- Long-lasting, 240VAC incoloy heating elements, 2000W lower and 4500W upper, help heat water when in conventional Electric or Hybrid modes.

Dry Fire Protection

- Control system ensures the tank is full of water during start up, to prevent dry firing the heating elements.

Electronic User Interface

- User-friendly LCD touch-pad control, with plain English text and intuitive status icons provides easy interaction.
- Large LCD temperature display shows temperature in °F or °C.
- 3 line, 13 character back lit LCD display communicates current set point, status and operational information.
- Advanced diagnostics convey error messages in plain English. The last four error messages are saved in the control system memory.

Accessory Inlet/Outlet Duct Kit with Booster Fan

- Permits installation in confined spaces as small as 4' x 4' x 8' (128 cubic feet).
- Duct adaptor kits redirect inlet and/or outlet air. Booster fan extends total duct distance from 10' to 25'.
- Engineered solution- ensures optimal efficiency performance.

6-Year Limited Warranty

- For complete information, consult written warranty or go to hotwater.com



Model Number	Gallon Capacity	Energy Factor by Mode			1st Hour Rating (Gal) By Mode			Dimensions in Inches			Approx. Shipping Weight (lbs)
		Efficiency	Hybrid	Electric	Efficiency	Hybrid	Electric	Height to Top of Tank	Height to T&P	Diameter	
HHPT-80	80	2.30	2.33	0.85	70	84	76	82-1/2	56-1/3	24-1/2	340



VOLTEX® HYBRID ELECTRIC HEAT PUMP



The Voltex hybrid electric heat pump water heater from A. O. Smith is the most cost effective energy-efficient option available for consumers who want to save money on their utility bills. Voltex can reduce water heating costs up to 68% and provide payback in 2-3 years. With annual savings of \$419 or more, there is no better way to go green than Voltex.

Increased Energy Efficiency

- Improved efficiency designed in, to ensure available hot water at the lowest possible cost.
- Up to a 2.75 Energy Factor (EF) Rating conserves energy and meets ENERGY STAR® qualifications.

Choice of Operating Modes

- Select from Efficiency, Hybrid, or Electric modes to match heating requirements to environmental conditions and hot water demand. Hybrid mode automatically adjusts between compressor and element, depending upon heat requirements.
- Vacation mode reduces operating costs and provides freeze protection during extended absence. Programmable up to 99 days.

Backup Electric Elements

- Long-lasting 4500W backup heating elements help heat water according to environmental conditions, demand, and the chosen operating mode.

Dry Fire Protection

- Control system checks to ensure the tank is full of water during start up to prevent dry firing the heating elements.

Electronic User Interface

- User-friendly electronic interface allows easy control of temperature setting, operating mode, and communicates diagnostics.
- Easy to read temperature display shows temperature in °F or °C.
- Advanced diagnostics convey error messages for service purposes. The last four error messages are saved in the control system memory.

Other Features

- Ideal for basements or garage installations; the compressor transfers heat to the water while dehumidifying and cooling the ambient air.
- Washable air filter is easily removed for routine cleaning.

10-Year Limited Warranty

- For complete information, consult written warranty or go to hotwater.com.



Model Number	Gallon Capacity	Energy Factor by Mode			1st Hour Rating (Gal) By Mode			Dimensions in Inches			Approx. Shipping Weight (lbs)
		Efficiency	Hybrid	Electric	Efficiency	Hybrid	Electric	Height to Top of Tank	Height to T&P	Diameter	
FHPT-50	50	2.78	2.75	0.89	42.1	67.5	59.1	63	40-1/2	22	196
FHPT-66	66	2.71	2.74	0.91	59.7	81	79	61	38	27	285
FHPT-80	80	2.71	2.72	0.92	76.3	91	88	69	46	27	302

Requires 30 amp breaker.
Top T&P option not available on this model.



CONSERVATIONIST® SELF-CLEANING



Electronic User Interface

- Touchscreen display.
- Multiple operating modes help save money.
 - Energy saver and vacation modes available.
- Diagnostic feedback.
- Dry fire protection.
- Grid management ready for future CEA-2045 Bridge module.

Enhanced Heating Elements

- Dual 5500 watt elements for the fastest recovery and reliable operation.
- Incoloy stainless steel elements last longer than standard copper elements.

Enhanced-Flow Brass Drain Valve

Code Compliance

- Meets UBC, CEC and HUD National Codes.
- Meets the thermal efficiency and standby loss requirements of the U.S. Department of Energy and current edition of ASHRAE/IESNA 90.1.
- Complies with the Federal Energy Conservation Standards effective April 16, 2015, in accordance with the Energy Policy and Conservation Act (EPCA), as amended.

Approved for Manufactured Housing

- All residential electric water heaters are compliant with HUD standards for mobile homes/ manufactured housing.

Design-Listed by Underwriters Laboratories

- Certified at 300 psi test pressure and 150 psi working pressure.
- Listed according to UL 174 standards governing storage tank-type electric water heaters.

10-Year Limited Tank and Parts Warranty

- For complete information, consult written warranty or go to hotwater.com.



Model Number	Gallon Capacity	First Hour Rating Gallon	Energy Factor	Recovery @ 90°F Rise Gallon Per Hour	Element Wattage 240V		Dimensions in Inches			Approx. Shipping Weight (lbs)
					Standard	Maximum	Height to Top of Tank	Height to T&P	Diameter	
Tall Models										
PXNT-40	40	61	0.95	25	5500	5500	60-1/4	53-1/4	20	118
PXNT-50	50	79	0.95	25	5500	5500	60-1/2	51-1/4	22	134
PXNT-55	55	79	0.94	25	5500	5500	56-1/2	48-1/2	24	145
Short Models										
PXNS-40	40	56	0.95	25	5500	5500	50	40-3/4	22	109
PXNS-50	50	58	0.95	25	5500	5500	49-3/4	40-1/4	24	161

Only available for 240V or 208V applications.
 Equipped as dual element only; no single element configurations available.
 Top T&P option not available on these models.
 3/4" water connections on 8" center.



PROMAX® STANDARD



Enhanced Heating Elements

- Dual 4500 watt elements for the fastest recovery and reliable operation.
- Incoloy stainless steel lower element lasts longer than standard copper element.

Dynaclean™ Diffuser Dip Tube

Coregard™ Anode Rod

Blue Diamond® Glass Coating

Enhanced-Flow Brass Drain Valve

Code Compliance

- Meets UBC, CEC and HUD National Codes.
- Meets the thermal efficiency and standby loss requirements of the U.S. Department of Energy and current edition of ASHRAE/IESNA 90.1.
- Complies with the Federal Energy Conservation Standards effective April 16, 2015, in accordance with the Energy Policy and Conservation Act (EPCA), as amended.

Approved for Manufactured Housing

- All residential electric water heaters are compliant with HUD standards for mobile homes/ manufactured housing.

Design-Listed by Underwriters Laboratories

- Certified at 300 psi test pressure and 150 psi working pressure.
- Listed according to UL 174 standards governing storage tank-type electric water heaters.

6-Year Limited Tank and Parts Warranty

- For complete information, consult written warranty or go to hotwater.com.

Model Number	Gallon Capacity	First Hour Rating Gallon	Energy Factor	Recovery @ 90°F Rise Gallon Per Hour	Element Wattage 240V		Dimensions in Inches			Approx. Shipping Weight (lbs)	
					Standard	Maximum	Height to Top of Tank	Height to T&P	Diameter		
Tall Models											
ENT-30†	30	43	0.95	21	4500	6000	46-1/2	39-1/2	19	95	
ENT-40†	40	51	0.95	21	4500	6000	60-1/4	53-1/4	20	118	
ENTB-50*	50	69	0.95	21	4500	6000	60-1/4	51-1/4	21	131	
ENT-50†	50	69	0.95	21	4500	6000	60-1/2	51-1/4	22	134	
ENT-55†	55	76	0.94	21	4500	6000	56-1/2	48-1/2	24	145	
Short Models											
ENSB-30*	30	43	0.95	21	4500	6000	39	30-1/2	20	95	
ENS-30†	30	43	0.95	21	4500	6000	39-3/4	30-1/2	22	94	
ENS-40†	40	54	0.95	21	4500	6000	50	40-3/4	22	109	
ENS-50†	50	62	0.95	21	4500	6000	49-3/4	40-3/8	24	161	
Lowboy Top Connect Models											
ENL-20	19.5	N/A	N/A	21	4500	N/A	30	21-1/4	20	65	
ENLB-30*	28	40	0.95	21	4500	6000	30	21-3/4	22	96	
ENL-30†	28	41	0.95	21	4500	6000	31-1/4	21-3/4	24	115	
ENLB-40*	38	46	0.95	21	4500	6000	31-3/4	24	24	118	
ENL-40†+	38	44	0.95	21	4500	6000	33-1/2	24	26	118	

* Models ship with supplied insulation blanket.

† For 10-year tank and 6-year parts warranty, change "E" to "P" in the model number (example: ENT-30 becomes PNT).

+ Top T&P option not available on this model.

¾" water connection on 8" center.

ENL-20 is a single element configuration only.



PROMAX® MOBILE HOME



Approved for Manufactured Housing

- All residential electric water heaters are compliant with HUD standards for mobile homes/ manufactured housing.

Side Water Connections

- For ease of installation in mobile home applications.

Coregard™ Anode Rod

- Our anode rods have a stainless steel core that extends the life of the anode rod allowing superior tank protection far longer than standard anode rods.

Long-Lasting Heating Elements

- Screw-in, direct immersion, 3500W/240V or 3000W/120V heating elements for maximum efficiency.

Blue Diamond® Glass Coating

Enhanced-Flow Brass Drain Valve

- Our residential water heaters have a solid brass, tamper resistant, enhanced-flow, ball type, drain valve.
- Uses a standard female hose fitting that allows for fast and easy draining during maintenance.

Certified to UL 174 for Household Electric Water Heaters

CSA Certified and ASME Rated T&P Relief Valve

Code Compliance

- Meets UBC, CEC and HUD National Codes.
- Meets the thermal efficiency and standby loss requirements of the U.S. Department of Energy and current edition of ASHRAE/IESNA 90.1.
- Complies with the Federal Energy Conservation Standards effective April 16, 2015, in accordance with the Energy Policy and Conservation Act (EPCA), as amended.

Design-Listed by Underwriters Laboratories

- Certified at 300 psi test pressure and 150 psi working pressure.
- Listed according to UL 174 standards governing storage tank-type electric water heaters.

6-Year Limited Tank and Parts Warranty

- For complete information, consult written warranty or go to hotwater.com.

Model Number	Gallon Capacity	First Hour Rating Gallon	Energy Factor	Recovery @ 90°F Rise Gallon Per Hour	Voltage	Wattage		Dimensions in Inches			Approx. Shipping Weight (lbs)
						Upper Element	Lower Element	Height to Top of Heater	Height to T&P	Diameter	
MHE6-30H-030D	30	42	0.95	14	120	3000	3000	46-3/4	39-1/2	19	98
MHE6-30H-035D	30	42	0.95	16	240	3500	3500	46-3/4	39-1/2	19	98
MHE6-40R-030D	40	52	0.95	14	120	3000	3000	50	40-3/4	22	109
MHE6-40R-035D	40	52	0.95	16	240	3500	3500	50	40-3/4	22	109
MHE6-30L-030D*	28	40	0.95	14	120	3000	3000	30	21-3/4	22	96
MHE6-30L-035D*	28	40	0.95	16	240	3500	3500	30	21-3/4	22	96

* Models ship with supplied insulation blanket.
MHE6 models may have limited element options due to element size or other restrictions.
Available with side T&P only.
¾" water connections.



LOWBOY MODEL



TABLE TOP MODEL



POINT-OF-USE MODEL



COMPACT MODEL

Table Top

- Features a convenient flat porcelain surface at 36" height, providing extra "counter space" wherever installed. All plumbing and electrical connections are made through the back of the water heater. This heater is equipped with a PEX cross-linked polymer dip tube.

Point-of-Use

- Designed for low-demand, such as office lavatories or buildings with remote restrooms.

Compact

- Side-mounted plumbing and electrical connections (optional top-mounted water connections for field conversion). Designed for installation under a counter, in a crawl space or in other tight spaces.

Approved For Manufactured Housing

- All residential electric water heaters are compliant with HUD standards for mobile homes/manufactured housing.

Enhanced-Flow Brass Drain Valve

Code Compliance

- Meets UBC, CEC and HUD National Codes.
- Meets the thermal efficiency and standby loss requirements of the U.S. Department of Energy and current edition of ASHRAE/IESNA 90.1.
- Complies with the Federal Energy Conservation Standards effective April 16, 2015, in accordance with the Energy Policy and Conservation Act (EPCA), as amended.

Design-Listed By Underwriters Laboratories

- Certified at 300 psi test pressure and 150 psi working pressure.
- Listed according to UL 174 standards governing storage tank-type electric water heaters.

6-Year Limited Tank And Parts Warranty

- For complete information, consult written warranty or go to hotwater.com.



Low Lead Content

Model Number	Gallon Capacity	First Hour Rating Gallon	Energy Factor	Element Wattage		Recovery @ 90 F Rise Gallons Per Hour	Dimensions in Inches		Approx. Shipping Weight (lbs)
				Standard	Maximum		Height to Top of Heater	Diameter	
Compact Models				120V	240V				
EJC-6	6	N/A	N/A	1650	3000	8	15-1/4	14-1/4	35
EJC-10	10	N/A	N/A	1650	6000	8	18-1/4	16	41
EJCS-20	19	N/A	N/A	2500	6000	11	24-3/4	18	68
EJCT-20	19.9	N/A	N/A	2500	6000	11	31-5/8	16	68
Lowboy Side-Connect Models				240V					
ENJB-30*	28	40	0.95	4500	6000	21	30	22	101
ENJ-30	28	40	0.95	4500	6000	21	31-1/4	24	115
ENJB-40*	38	46	0.95	4500	6000	21	31-3/4	24	118
ENJ-40	38	46	0.95	4500	6000	21	33-1/2	26	118
Table Top Model				240V					
ENTT-38	38	45	0.88	4500	5500	21	36	25	150
Point-Of-Use-Models				120V					
EJC-2	2.5	N/A	N/A	1500 @ 120V		7	13-3/4	13-3/4	20

*Models ship with insulation blanket.

PUMP TANKS



Multiple Head Construction Adds Structural Strength and More Capacity within the Same Diameters

- Interior powder coating is permanently bonded to the tank shell for ultimate protection on the water side of the tank.
- Butyl rubber parabolic diaphragm.
- Positive lock retention system controls compression in the diaphragm connection, eliminating air loss or water leaks in tank.
- Electrostatically applied powder-coated exterior for maximum sunlight (UV) resistance with zinc phosphate undercoat for highest corrosion resistance.
- Corrosion-resistant metal air valve.
- Welded steel base.
- 5-year limited warranty.



Certified to NSF/ANSI
61-G and 372

Model Number	Volume (Gallons)	Connecting NPT Size	Dimensions in Inches			Weight (lbs.)
			Overall Height	To Center of Water Inlet	Diameter	
PMI (Inline) and PM (Free-Standing) Series						
PMI-2	2.0	3/4 (M)	10-3/16	-	8-1/4	5
PMI-5	4.6	3/4 (M)	14-3/4	-	11	9
PMI-7	7.3	3/4 (M)	21-1/16	-	11	14
PMI-14	13.9	1 (M)	21-1/16	2	15-3/8	24
PM-14	13.9	1 (F)	24-15/16	2	15-3/8	24
PM-20	19.9	1 (F)	32-3/8	2	15-3/8	34
PM-26	25.9	1 (F)	39-9/16	2	15-3/8	43
PM-32	31.8	1 (F)	47-1/4	2	15-3/8	52
PM-45	45.2	1-1/4 (F)	36-9/16	2-1/2	22	65
PM-65	65.1	1-1/4 (F)	48-5/8	2-1/2	22	90
PM-85	84.9	1-1/4 (F)	60-11/16	2-1/2	22	114
PM-86	83.5	1-1/4 (F)	46	2-1/2	26	116
PM-119	115.9	1-1/4 (F)	61-5/16	2-1/2	26	161
Horizontal Series						
PMH-7	7.3	3/4 (M)	12-7/8	6-3/4	11	16
PMH-14	13.9	1 (M)	18-1/4	8-3/4	15-3/8	25
PMH-20	19.9	1 (M)	18-1/4	8-3/4	15-3/8	36

NOTE: M-Male connection
F-Female connection
All models 38 psi pre-charge

EXPANSION TANKS



Interior Powder Coating is Permanently Bonded to the Tank Shell for Ultimate Protection on the Inside of the Tank

Butyl Rubber Parabolic Diaphragm

Positive Lock Retention System Controls Compression in the Diaphragm Connection, Eliminating Air Loss or Water Leaks in Tank

Corrosion-Resistant Metal Air Valve

5-Year Limited Warranty on Potable Expansion Tanks

1-Year Limited Warranty on Hydronic Expansion Tanks



When used in potable applications

Model Number	Maximum (psig) Working Pressure	Tank Volume (Gallons)	Maximum Accepted Volume (Gallons)			Connection NPT Size	Dimensions in Inches		Weight (lbs)
			20 psi	40 psi	60 psi		Overall Height	Diameter	
PMC-Series (Potable Expansion Tanks - 5-Year Limited Warranty)									
PMC-2	150	1.96	1.53	1.27	1.03	3/4	10-3/16	8-1/4	5
PMC-5	150	4.55	3.75	3.05	2.19	3/4	14-3/4	11	9
PMC-10	150	9.25	7.80	6.55	5.25	3/4	15-1/2	15-3/8	18
TW-Series (Potable Expansion Tanks - 1-Year Limited Warranty)									
TW-5	150	2.10	1.53	1.27	1.03	3/4	10/3/2016	8-1/4	5
TW-12	150	4.40	3.75	3.05	2.19	3/4	14-3/4	11	9
PMET-Series (Hydronic Expansion Tanks - 1-Year Limited Warranty)									
PMET-2	100	1.96	1.53	N/A	N/A	1/2	10/3/2016	8-1/4	5
PMET-5	100	4.55	3.75	N/A	N/A	1/2	14-3/4	11	9
PMET-7	100	7.30	4.60	N/A	N/A	1/2	21-1/16	11	14
PMET-14	100	14.6	10.5	N/A	N/A	1/2	23-1/2	15-3/8	25

All PMC and TW models 38 psi pre-charge.
All PMET models 12 psi pre-charge.

