



Combination and Multifunctional Pliers 22

Combination Pliers | Pliers for Installation | Round Nose and Flat Nose Pliers



Wire Strippers and Dismantling Tools 34

Insulation Strippers with adapted blades | MultiStrip 10 | Dismantling Tools



Gripping and Grip Pliers 48

Flat Nose Pliers | Round Nose Pliers | Grip Pliers



Circlip Pliers 60

Circlip Pliers | Precision Circlip Pliers | Circlip Pliers Sets



Carpenters' Pincers and Concreters' Nippers 72

Carpenters' Pincers | Concreters' Nippers | High Leverage Concreters' Nippers



Cutting Pliers 78

Diagonal Cutters | Bolt Cutters | End Cutting Nippers



Water Pump Pliers and Pipe Wrenches 96

Pliers Wrenches | Cobra® | Alligator® | Pipe Wrenches



Special Pliers and Control Cabinet Keys 114

Spring Hose Clamp Pliers | Pipe Cutters | Magnetic LED Lamp | Control Cabinet Keys



Cable and Wire Rope Shears 130

Cable Shears | Cable Cutters with ratchet action | Wire Rope Shears



Crimping Pliers and Crimp Assortments 142

Crimp System Pliers | PreciForce® | Cable Connectors



Insulated Tools 168

Pliers | Wrenches | Screwdrivers | Sets



Electronics Pliers and Precision Tweezers 204

Cutting Pliers | Gripping Pliers | Tweezers



Tool Assortments and Tool Cases 226

Pliers Sets | Tool Bags | Tool Cases

Index / Article Number 241

Index 244

Pliers-ABC 246





Ralf Putsch, Managing Partner

KNIPEX has been manufacturing pliers for over 130 years. It has remained a family business ever since Carl Gustav Putsch started making pliers in his small forge in Cronenberg in 1882. Today his great grandson, Ralf Putsch, is the fourth generation to manage KNIPEX. In this interview he talks about the development of the company from his own perspective rather than in terms of figures and statistics.

FOUR GENERATIONS ONE SUCCESS STORY

When your great grandfather Carl Gustav Putsch founded his pliers forge the German empire was just 11 years old. This is a long forgotten world from today's point of view. What challenges did he have to face then, and what was distinctive about those founding years?

“ Unfortunately we do not know that much about our beginnings. However one can imagine that investment in his own forge must have been quite considerable, and that my great grandfather would have needed to procure capital from people who had confidence in his ability and who believed in him. He also had to succeed in the face of dozens of competitors located in the same area. His strategy of initially concentrating primarily on carpenters' and farriers' pincers must surely have been a help.

At the same time these pliers must have had a better price and quality ratio, or else he would not have been able to succeed as well on the market.

Is there anything that has remained the same in your family or at KNIPEX throughout all these years?


Yes certainly. Firstly of course the specialisation on pliers and high quality requirements. It should also be noted, however, that my antecedents also worked to continuously improve their products and manufacturing processes. Last but not least, the solid and value-oriented management is a thread which has run through our activities throughout these years.

Your grandfather Carl Putsch ran the forge from 1922 through the global depression, dictatorship and Second World War. That cannot always have been easy. Despite this the company grew successfully into a larger industrial enterprise. How did that occur?

Of course there were difficult periods in these times, and things were not always straightforward. But apart from a passion for good pliers; hard work, courage and resilience played an important part. Luck was also involved – the company could have been completely destroyed in the war. Nobody knows what would have happened then. Therefore we have to be grateful for what we have escaped from.



Carl Gustav Putsch



The "Alligator" – a groundbreaking KNIPEX innovation in the 1970s

Your father Karl Putsch took over management of the company in 1954, in the middle of the German economic miracle. Did this upturn have a strong influence on the company and its development?

The first half of the fifties continued to be difficult because there was still a shortage of many things after the war. After the premature and sudden death of my grandfather my parents, who had little experience, were faced with a daunting task. They mastered this very well with hard work and the help of a competent team.



KNIPEX in the 1950s – the range was significantly expanded

The positive development in terms of demand was then also a help of course – whereby for a long time it was difficult to meet the high demand.

Carl and Toni Putsch



What was Karl Putsch's impact on KNIPEX as a person and entrepreneur in his over forty years at the helm?

My father studied mechanical engineering, and completely modernised the company, the products and production. He adopted and made consistent use of new technical opportunities, for example modern metal cutting tools, machinery or forms of organisation, and put these into practice to generate constant increases in quality and productivity. We set standards within our industry by the early use of CNC machines and automated the forging process. From the 1970s he managed to achieve a series of groundbreaking product innovations which continue to define the appearance and function of pliers throughout the world today. On a personal level, my father won people over with his natural and unassuming nature. He preferred asking questions to lecturing people, and he always valued substance over appearance. While my father was involved with technical matters, my mother had considerable success and was very active on the commercial side. She was greatly respected by our customers. Even today she actively supports us in the company.

You joined the family business in 1987. Was this career move fixed in advance, and did you perhaps also expect it?

After two successors from the family there was naturally an interest in continuing this practice. However as a young adult I initially pushed all thoughts of a possible succession aside. It was only during a lengthy internship that I realised how varied and interesting the work in the company is, and that it is enjoyable working with others to shape and develop the business.

Karl and Ilse Putsch



Throughout the history of KNIPEX, each generation has set its own priorities. What do you think yours are?

Up to now, the factors that have been important to me have been to build and expand the KNIPEX Group with RENNSTEIG, ORBIS and WILL as a network of complementary production enterprises. A key target is to increase our international activities by setting up our own sales operations in several countries. At the same time in past years we have focused on the areas of HR, management and corporate culture. This helped to greater clarify the values that we wish to adhere to.

What are you especially proud of when you look back on the company's history?

During the many years of the company's existence, we have established lots of expertise and a good market position, and can offer our customers a strong performance package. I am proud of our staff who, through their ability and dedication, have made this success possible and who – each in his area – continue to do so today.

Finally a look to the future: what will change for coming generations and what will remain unchanged?

Naturally we wish to continue to maintain our strengths. We can only remain successful by continually improving the things that are important to our customers. There will very probably be new sales regions, as well as interesting activities and opportunities made possible by the internet, increased digitalisation and new communication possibilities. But as we all know, the future is open, and as yet we are not able to see much of what is still to occur. That's what makes it exciting.



KNIPEX **IDEAS**
FOR INNOVATIONS

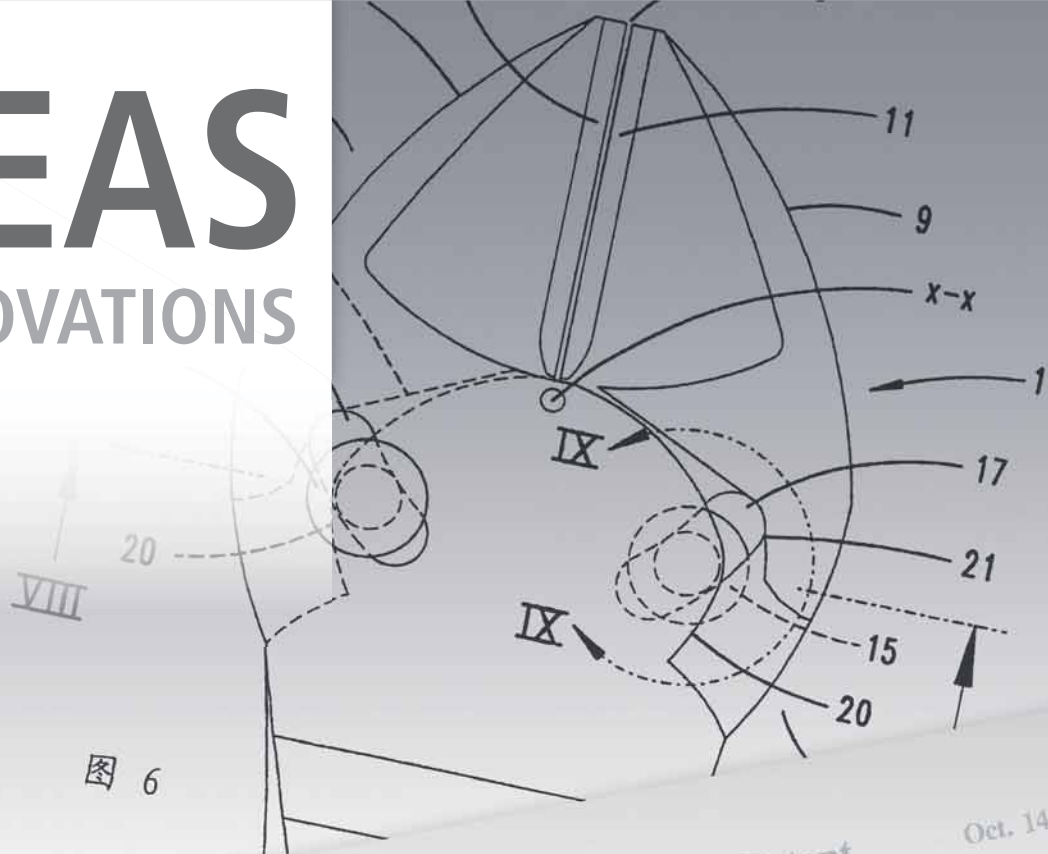
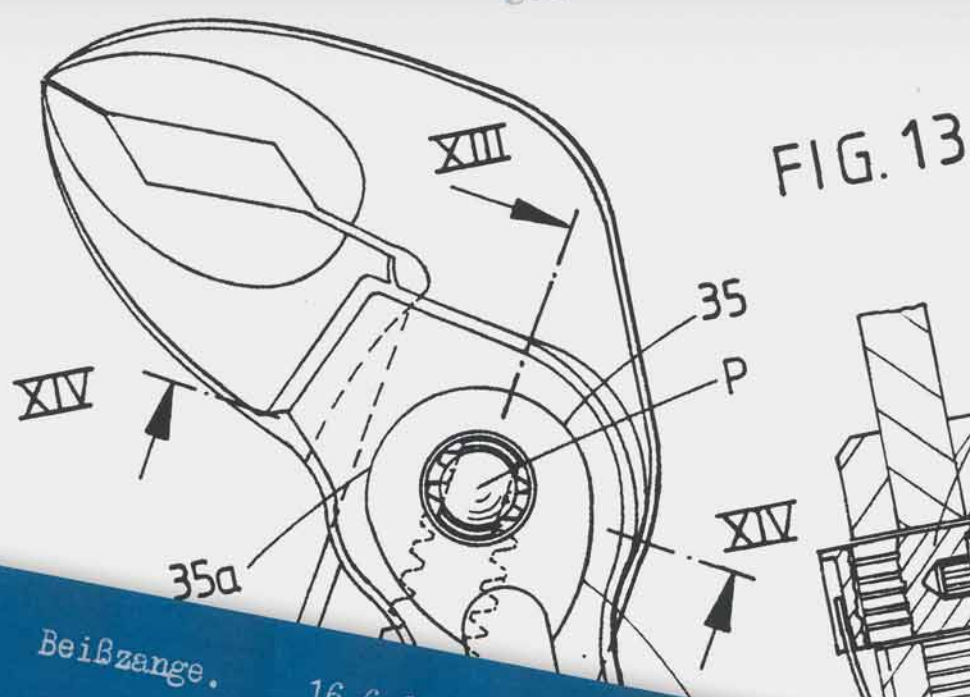


图 6

U.S. Patent Oct. 14, 1997



Beißzange. 16.6.34



KNIPEX innovations over the years...



1973
Alligator®



1984
Cobra®



1988
CoBolt®

The objective – pliers for professionals


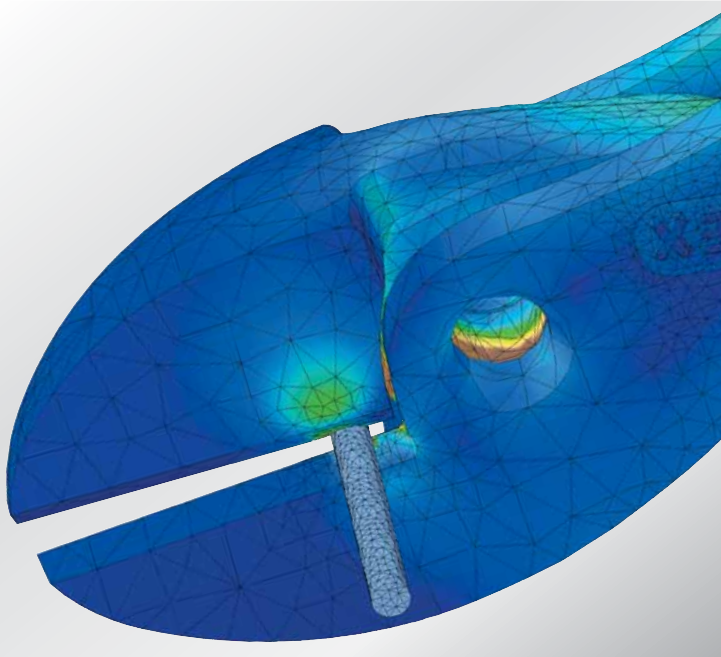
We develop and produce pliers for professional users working in the most diverse areas. They must be able to rely on the tools for their everyday work, and expect precision and reliable functioning, even after intensive use. We want to

offer them the best solutions – pliers with maximum performance, ergonomics and durability. And we continue to advance these pliers all the time.

New ideas – improved working

For decades we have had pioneering ideas when it comes to pliers. Using innovative designs, we have repeatedly developed groundbreaking solutions, making work for users throughout the world lighter, quicker and more versatile.

Load illustration of the X-Cut diagonal cutters when cutting wire with the help of the fine element method (FEM)



The new model – well-conceived, simulated and tested

The KNIPEX brand stands for products which meet the most demanding requirements. Every new product and each of the many improvements are thought through to the last detail and the important properties are simulated using CAD programs. Then new products are put through tough load and endurance tests in the lab, and subsequently proof in practical use. The findings made are used to improve the design of the pliers, whereupon they are tested from top to bottom again. A long, but essential path to achieve readiness for the start of production.



1994
Pliers Wrench



2011
TwinForce®



2011
X-Cut



2012
Installation Pliers

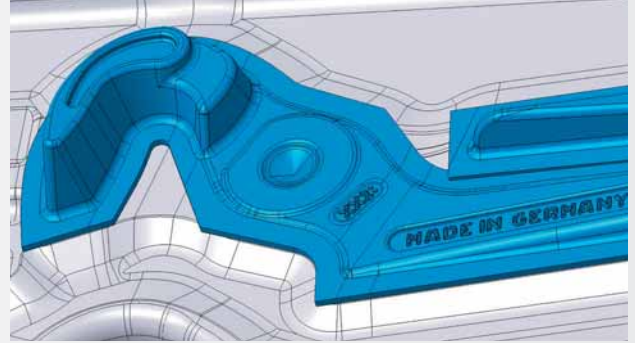


2014
Spring Hose Clamp Pliers

A close-up, black and white photograph of a pair of pliers. The pliers are positioned diagonally, with the handles in the lower left and the jaws in the upper right. The image is partially obscured by a semi-transparent white rectangular box containing text. The lighting creates strong highlights and shadows, emphasizing the metallic texture and the curved shapes of the tool.

QUALITY IN EVERY DETAIL

There are 130 years of experience in each KNIPEX pliers as well as the know-how of many specialists. The quality of our pliers lies in the sum of many functions and properties which are ideally coordinated with each other. Designed and manufactured with a high degree of reliability and subjected to rigorous tests.



THE FUNCTION DETERMINES THE SHAPE

Things always start with forged pliers handles. Their shape and dimensions are generated from the pliers design, and the most suitable design of the forging die derived from this.

Using special software, we can simulate the optimal distribution and compression of the 1,250 degree hot steel in the forging die.

STEEL IN BEST SHAPE



We use high quality steel in our forging work, which is rolled according to our strict specifications.

We manufacture the dies with great accuracy from highly resistant material. The design and precision of the dies are important factors that affect quality and efficiency.



WE DESIGN AND BUILD MACHINERY

A number of mechanical processing steps gradually give pliers their functional properties. To this end we deploy machines which in many cases we build ourselves according to our specific demands.

They show a great deal of experience and extensive expertise. Large quantities and modern automation enable us to achieve high efficiency during production.



PRECISION IS PRODUCED AND CHECKED

The reliable implementation of our high demands with respect to quality and precision requires the most up-to-date test engineering. The special performance of our pliers is contingent on compliance with the tightest of tolerances, often coming down to hundredths of millimetres.

*Left: non-destructive measurement of the unfinished part
Below: measurement of the pivot bolt*






THE CORRECT HEAT

Even good material only becomes tough and durable through careful heat treatment in precisely coordinated steps.


In this way we produce a molecular steel structure which offers optimum hardness and toughness.

Hardness test: measuring the indentation of the diamond indenter



ZERO-TOLERANCE WHEN IT COMES TO THE POINT


We dedicate very special attention to the working areas of our pliers, particularly to the cutting edges and gripping teeth. Their reliability and durability are guaranteed by precise geometries and additional hardening using high frequency current.



FINISHING – AND MORE

The “final touches” are put towards the end of the production process, and the hand-friendly grip or plastic coating is applied. Safety first: among other things, every single insulated pair of pliers must pass a voltage test at 10,000 volts.

High voltage testing in water




GUARANTEED RELIABILITY

Our brand stands for a promise: 100% reliability. For example we check all of our diagonal cutters on wire before they leave the company.

This is time-consuming, but it makes sure that we are guaranteed to satisfy the high requirements of users throughout the world.







MADE IN CRONENBERG, GERMANY

One brand – one factory

We want to have influence over everything that the "KNIPEX" brand stands for. Therefore we carry out the entire manufacturing of our pliers – from forging work through to packaging – ourselves and under one roof. Our company is located in Wuppertal-Cronenberg, where the production of

quality tools has a tradition going back hundreds of years. With some 900 employees, we make over 40,000 pairs of pliers each day on 350 machines – and each individual tool is produced rationally and simultaneously with great care.



Short paths – fast improvement

Our production on one site permits close interlinking of all processes and the good coordination of all those involved. Short paths – also to development and sales – mean effective control cycles:

market requirements and ideas for improvements flow directly into production. In turn the experiences of production are taken into consideration when designing the pliers.

The company premises with 48,000 m² of floor space



“ From our mission statement:
The qualification, commitment,
wealth of ideas and performance
of our staff create the foundati-
on of our success. Accordingly
we create good conditions for
them to develop their potential.
”

OUR EMPLOYEES

KNIPEX – depends on all of us

Our employees make KNIPEX what it is. In Wuppertal and at our sales locations in ever more countries around the world. Each in his or her area of work is committed to delivering the services expected by our customers and users. Our employees are also important to us as individuals. We take great pride in a

good working environment and the promotion of their health. Our own day-care centre makes it easier to combine the demands of work and family life. We greatly value good and fair cooperation, and know that we can only achieve our objectives by working closely together.





Employees' children are well looked after in the KNIPSKISTE day-care centre.



Learning and development

We invest a great deal in the initial training and vocational training of our employees. Currently we have 50 apprentices in eight different professions, who are not only developing technical knowledge, but also shaping their personality. Longstanding members of staff also make use of the opportunity to

gain a new professional qualification at the company – with excellent results. Added to this are several offers of vocational training, such as our Saturday Academy with the most diverse, multi-disciplinary subjects. We believe in life-long learning for we want to continuously improve.



In 2013 KNIPEX was awarded with the "Bergischer Ausbildungspreis" for the high level of vocational training.



SUSTAINABILITY AND RESPONSIBILITY

From our mission statement:

“ We strive for long-term economic success, but not at any price. We are oriented towards values and the objective of economically, socially and ecologically sustainable development. By doing so we are facing up to our responsibility to society and the environment. ”

Ecology

The careful use of resources and the lowest possible burden on our environment are important to us. For this reason we follow a large number of ecologically relevant measures.

Our most important measures and success:

- We only use electricity from renewable and CO₂ neutral sources of energy, including the solar energy we produce ourselves.
- Since 2009 we have reduced the energy consumption necessary to produce each pair of pliers by 18 %, principally through heat recovery, modern burner technology and intelligent control systems.
- Our paper and printed matter are made 100 % from recycled materials and/or come from sustainably managed forests (PEFC certified).
- By the use of high-quality steels – together with the special processing – a particularly long life time is obtained.
- Over 80 % of our waste is recycled.
- The dispatch of the vast majority of our packages is CO₂ neutral.

Our E-Mobil – on the road with zero emissions



The factory roof is used to generate solar energy



SUSTAINABILITY

Our sustainability-logo shows the variety and intensity of sustainability.

In addition to *ecology* and the *community*, our sustainability concept also focuses on the elements of *economics*, the *product*, *employees* as well as *partners and market*.



Social responsibility

We feel a close connection with our region and its people, and as a company we want to contribute to the general well-being of the community.

For this reason we support several local institutions and projects, especially those involved in educational, social and cultural activities. Our employees support us in the process.

Some focus activities:

- Cooperation with and sponsorship of several educational establishments such as the Junior University in Wuppertal, schools and the Bergische University
- Sponsorship of theatres, choirs, music schools and the independent cultural scene in our city
- Company events for the public, e.g. charity concerts for social ends
- Widespread donation and sponsorship activities

KNIPEX has integrated the responsibility for the environment and society into all business processes and was awarded at the International Hardware Show 2014 for its sustainable activities with the EISEN 2014 CSR Award (CSR = Corporate Social Responsibility).

Getting to know tools, understanding functions and testing own skills – in company events we inspire an enthusiasm for technology and demonstrate the fun in learning and understanding to young people.



KNIPEX – LOCAL AROUND THE WORLD

We reach our customers in over 100 countries through our international dealer network, which is supported by our subsidiaries and representatives. Personal contact, continuity and reliability are important to us. We are proud that so many partners in the trade have been placing their confidence in us for so many years.



Regular product training for dealers guarantees comprehensive advice to customers.



Our Customer Service is a competent point of contact for our customers.



Partnership with service

We do not just want to be the best partner to our customers through our products. We therefore support our retailers through good, fast service, extensive training and advice as well as widespread sales support.

Presentations and tool demonstrations at national and international trade fairs and a number of events held at the premises of our dealers give us an opportunity for intensive communication with our partners and users.

Web presence


Our website provides partners and consumers with comprehensive information in 18 languages about the 1,600 products in our range – with plenty of background information, tips for application and promotional videos. We also receive feedback and valuable suggestions from knowledgeable users of our tools via the website and social media.



© Uwe Stratmann

REAL EMOTION, BIG STAGE

True classics are timeless. Schiller's masterpiece "Mary Stuart" still manages to move us 200 years after its premiere. The historical drama about the deadly power struggle between two queens, love and humiliation captivates us for hours. This is supported by modern staging, such as that at the Wuppertal opera house, which communicates the content of the classic piece to fans of culture today. Our KNIPEX-Installation Pliers have played a small part by servicing and repairing the stage equipment behind the scenes.



Combination and Multifunctional Pliers

Combination Pliers	24
High Leverage Combination Pliers	25
Mini Combination Pliers	26
“Lineman’s Pliers”	27
Pliers for Electrical Installation	28
Electricians’ Pliers	30
Round Nose Pliers with cutting edge (Jewellers’ Pliers).	31
Flat Nose Pliers with cutting edges (Precision Mechanics Pliers)	31
Snipe Nose Pliers with centre cutter (Telephone Pliers)	31
Snipe Nose Side Cutting Pliers (Radio Pliers)	32
Snipe Nose Side Cutting Pliers (Stork Beak Pliers).	33



The lighting technology is sensitive and expensive. Henning Priemer, lighting director of the Wuppertaler Bühnen und Sinfonieorchester GmbH therefore relies on KNIPLEX-Installation Pliers.



COMBINATION PLIERS

03

Combination Pliers

DIN ISO 5746



03 01 180



03 02 180



03 05 180



03 06 180



03 07 200

- with gripping zones for flat and round material, suitable for versatile use
- with cutting edges for soft and hard wire
- long cutting edges for thicker cables
- cutting edges additionally induction hardened, cutting edge hardness approx. 60 HRC
- Special tool steel, forged, oil-hardened



Article No.	EAN 4003773-	↔ mm	Pliers	Head	Handles	Cutting capacities				g	
						Ø mm	Ø mm	Ø mm	mm ²		
03 01 140	015192	140				2.8	1.8	9.0	10	112	
03 01 160	013235	160				3.1	2.0	10.0	16	187	
03 01 180	013242	180		black atramentized	polished	plastic coated	3.4	2.2	12.0	16	216
03 01 200	013259	200				3.8	2.5	13.0	16	276	
03 01 250	015222	250				3.8	2.5	15.0	25	489	
03 02 160	023203	160				3.1	2.0	10.0	16	223	
03 02 180	023197	180		black atramentized	polished	with multi-component grips	3.4	2.2	12.0	16	254
03 02 200	034940	200				3.8	2.5	13.0	16	322	
03 05 140	039730	140				2.8	1.8	9.0	10	139	
03 05 160	039518	160				3.1	2.0	10.0	16	222	
03 05 180	034933	180		chrome plated		with multi-component grips	3.4	2.2	12.0	16	254
03 05 200	041146	200				3.8	2.5	13.0	16	324	
03 06 160	021902	160				3.1	2.0	10.0	16	228	
03 06 180	021926	180		chrome plated		insulated with multi-component grips, VDE-tested	3.4	2.2	12.0	16	264
03 06 200	033776	200				3.8	2.5	13.0	16	326	
03 07 160	015307	160				3.1	2.0	10.0	16	254	
03 07 180	015314	180		chrome plated		with dipped insulation, VDE-tested	3.4	2.2	12.0	16	285
03 07 200	015321	200				3.8	2.5	13.0	16	339	
03 07 250	015345	250				3.8	2.5	15.0	25	597	

02

High Leverage Combination Pliers

DIN ISO 5746



02 01 180



02 02 180



02 03 180



02 06 180



02 07 225



35 % less effort required than with conventional combination pliers

With cutting edges (hardness approx. 63 HRC) for heavy duty

- easier work due to optimised leverage
- with gripping zones for flat and round material, suitable for versatile use
- High-grade special tool steel, forged, oil-hardened



Article No.	EAN 4003773-	↔ mm		Pliers	Head	Handles	Cutting capacities				⚖ g
							⊘ mm	⊘ mm	⊘ mm	mm ²	
02 01 180	033134	180					2.5	2.0	11.5	16	202
02 01 200	039679	200		black atramentized	polished	plastic coated	2.8	2.2	13.0	25	298
02 01 225	013198	225					3.0	2.5	14.0	25	358
02 02 180	034896	180					2.5	2.0	11.5	16	240
02 02 200	034902	200		black atramentized	polished	with multi-component grips	2.8	2.2	13.0	25	342
02 02 225	043379	225					3.0	2.5	14.0	25	409
02 05 180	043072	180					2.5	2.0	11.5	16	238
02 05 200	043089	200		chrome plated		with multi-component grips	2.8	2.2	13.0	25	342
02 05 225	010005	225					3.0	2.5	14.0	25	400
02 06 180	010012	180					2.5	2.0	11.5	16	247
02 06 200	010029	200		chrome plated		insulated with multi-component grips, VDE-tested	2.8	2.2	13.0	25	343
02 06 225	010036	225					3.0	2.5	14.0	25	401
02 07 200	022299	200					2.8	2.2	13.0	25	380
02 07 225	022305	225		chrome plated		with dipped insulation, VDE-tested	3.0	2.5	14.0	25	486

COMBINATION PLIERS

01

Combination Pliers Chrome Vanadium

DIN ISO 5746 IEC 60900 DIN EN 60900



01 06 190



- for heaviest duty
- with gripping zones for flat and round material, suitable for versatile use
- with cutting edges for soft, hard and piano wire
- long cutting edges for thicker cables
- cutting edges additionally induction hardened, cutting edge hardness approx. 64 HRC
- particularly wear resistant gripping jaws; hardness of the gripping jaws approx. 53 HRC
- Chrome vanadium heavy-duty steel, forged, oil-hardened

Article No.	EAN 4003773-	↔ mm		Pliers	Handles	Cutting capacities				g
						Ø mm	Ø mm	Ø mm	mm ²	
01 06 160	040729	160	⚠ 1000 V ⚠ D/E ⚠ ⚠	chrome plated	insulated with multi-component grips, VDE-tested	2.0	1.5	10.0	16	201
01 06 190	040415	190		2.5	2.0	13.0	25	320		

08

Mini Combination Pliers



08 05 110



- compact combination pliers for professionals and hobbyists
- with gripping zones for flat and round material, suitable for versatile use
- with cutting edges for soft and hard wire
- cutting edges additionally induction hardened, cutting edge hardness approx. 60 HRC
- Vanadium electric steel; forged, oil-hardened

Article No.	EAN 4003773-	↔ mm		Pliers	Handles	Cutting capacities				g
						Ø mm	Ø mm	Ø mm	mm ²	
08 05 110	034957	110	⚠ ⚠	chrome plated	with multi-component grips	2.5	1.6	9.0	10	85

09

Lineman's Pliers

American style

DIN ISO 5746 ASME B107.20



09 01 240




09 02 240




09 11 240


- solid construction for heaviest strain; universally applicable
- high transmission ratio for easy cutting
- requires 40 % less effort compared with conventional combination pliers thanks to optimised transmission ratio
- ergonomically optimised handle shape for firm contact to the hand and fatigue reducing operation
- particularly effective cross-hatched knurled gripping zone in the jaws – for strong gripping and pulling
- additional gripping zone below the joint for powerful leverage and pressing performance
- with cutting edges for soft and hard wire
- cutting edges additionally induction hardened, cutting edge hardness approx. 64 HRC
- Vanadium electric steel; forged, oil-hardened

09 11 240 / 09 12 240

with fish tape puller in the joint gap; with universal mandrel crimping point below the joint



Gripping zone below the joint for powerful leverage



Cross-hatched, knurled gripping zone for firm gripping and pulling, e. g. for fence construction








Long cutting edges for cutting flat cables



09 11/12 240: universal mandrel crimping area below the joint



09 11/12 240: fish tape puller in the joint gap

Article No.	EAN 4003773-	↔ mm		Pliers	Head	Handles	Cutting capacities		
							⊙ mm	⊙ mm	⚖ g
09 01 240	064992	240		black atramentized	polished	with non-slip plastic coating	4.6	3.0	435
09 02 240	065005	240		black atramentized	polished	with multi-component grips	4.6	3.0	470
09 11 240	071952	240		black atramentized	polished	with non-slip plastic coating	4.6	3.0	435
09 12 240	071969	240		black atramentized	polished	with multi-component grips	4.6	3.0	470

13

Pliers for Electrical Installation

The all-rounder for professionals



13 81 200



13 82 200



13 86 200



13 91 200



13 92 200



13 96 200





Multifunctional pliers for the electrical installation; to grip flat and round material, for bending, deburring, cutting cable, stripping and crimping end sleeves (ferrules)

6 functions in one pair of pliers

- smooth surfaces near the tips grip single cores without damaging them; serrated gripping surfaces and pipe grip for gripping flat and round material
- clear-cut outside edge on the jaw for working on flush-mounted junction boxes and deburring feed-through holes
- stripping holes for conductors of 0.75 - 1.5 mm² and 2.5 mm²
- crimp die for wire-end ferrules 0.5 - 2.5 mm²
- cable shears with (induction-hardened) precision cutting edges for copper and aluminium cables up to 5 x 2.5 mm² / dia. 15 mm
- gripping, without opening the pliers completely (intelligent latching mechanism in the spring assisted version). The cutting edge remains closed and protected
- slim dimensions for easy access
- bolted joint: precise, zero backlash operation of pliers
- High-grade special tool steel, forged, oil-hardened

13 91 200 / 13 92 200 / 13 96 200

the activated locking lever keeps the cutting edges closed while other functions remain in place; the intelligent latching mechanism enables you to 'grip' without opening the pliers. The cutting edge remains closed and protected.





Smooth gripping surface
for a non-damaging gripping and flattening,
round-shaping (form wire loops)

Profiled gripping surface
to protect the workpiece, flattened for stronger yet gentle gripping

Clear-cut outside edge
for deburring and widening holes

Crimp
0,7-1,5
2,5

Pipe grip
for round parts and cables

Universal crimp die
for end sleeves (ferrules) from 0.5 to 2.5 mm²

Stripping
for copper conductors from 0.75 to 1.5 and 2.5 mm²

Shear blade
for cutting copper cable up to
Ø 15 mm (5 x 2.5 mm²)

Activated locking lever
keeps the cutting edges closed while
other functions remain in place



Article No.	EAN 4003773-	↔ mm	Pliers	Head	Handles	Cutting capacities		Stripping capacity for cross-sections mm ²	Capacity mm ²	△ g
						Ø mm	mm ²			
13 81 200	075240	200	black atramentized	polished	plastic coated	15	50	0.75 - 1.5 / 2.5	0.5 - 2.5	265
13 82 200	075080	200	black atramentized	polished	with multi-component grips	15	50	0.75 - 1.5 / 2.5	0.5 - 2.5	280
13 86 200	075097	200	chrome plated		insulated with multi-component grips, VDE-tested	15	50	0.75 - 1.5 / 2.5	0.5 - 2.5	280
13 91 200	075257	200	black atramentized	polished	plastic coated	15	50	0.75 - 1.5 / 2.5	0.5 - 2.5	265
13 92 200	075103	200	black atramentized	polished	with multi-component grips	15	50	0.75 - 1.5 / 2.5	0.5 - 2.5	280
13 96 200	075110	200	chrome plated		insulated with multi-component grips, VDE-tested	15	50	0.75 - 1.5 / 2.5	0.5 - 2.5	280




13 Electricians' Pliers

- the ideal pliers for cable work
- for gripping and bending wire
- for cutting soft, medium and hard wire
- precision cutting edges additionally induction hardened, cutting edge hardness approx. 60 HRC
- with precision stripping holes
- for crimping end sleeves (ferrules)
- Vanadium electric steel; forged, oil-hardened



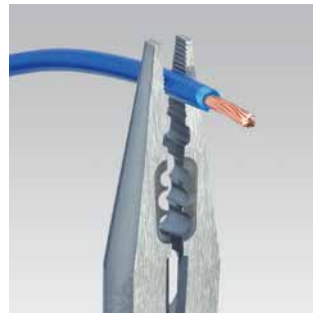
13 01 160




13 02 160




13 05 160



Gripping





Cutting



Stripping



Crimping 0.5 to 2.5 mm²



Article No.	EAN 4003773-	↔ mm		Pliers	Head	Handles	Cutting capacities		Stripping capacities mm ²	g
							Ø mm	Ø mm		
13 01 160	034971	160		black atramentized	polished	plastic coated	2.5	1.6	0.5 - 0.75 / 1.5 / 2.5	112
13 02 160	010470	160		black atramentized	polished	with multi-component grips	2.5	1.6	0.5 - 0.75 / 1.5 / 2.5	139
13 05 160	071426	160		chrome plated		with multi-component grips	2.5	1.6	0.5 - 0.75 / 1.5 / 2.5	139

19 Round Pliers with cutting edge (Jewellers' Pliers)

(Jewellers' Pliers)

DIN ISO 5743



19 01 130
8

- for gripping and manipulating fine wires, e.g. in jewellery work
- ideal for cutting and bending activities, also in electronics
- for bending wire loops
- precision-ground round jaws with fine, pointed tips
- cutting edges additionally induction hardened, cutting edge hardness approx. 60 HRC
- Vanadium electric steel; forged, oil-hardened



Article No.	EAN 4003773-	↔ mm		Pliers	Head	Handles	Cutting capacities		Dimensions					g
							Ø mm	Ø mm	D1 mm	L3 mm	T1 mm	W3 mm	W4 mm	
19 01 130	034995	130		black atramentized	polished	plastic coated	2.2	1.6	1.0	32.0	8.0	13.5	2.0	73
19 03 130	014348	130		chrome plated		plastic coated	2.2	1.6	1.0	32.0	8.0	13.5	2.0	72

23 Flat Nose Pliers with cutting edges (Precision Mechanics Pliers)

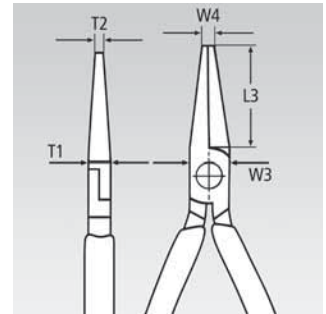
(Precision Mechanics Pliers)

DIN ISO 5745



23 01 140

- suitable for gripping and cutting work in fine mechanics
- flat, long jaws, tapering
- cutting edges additionally induction hardened, cutting edge hardness approx. 60 HRC
- High-grade special tool steel, forged, oil-hardened



Article No.	EAN 4003773-	↔ mm		Head	Handles	Cutting capacities		Dimensions					g
						Ø mm	Ø mm	T1 mm	L3 mm	W3 mm	W4 mm	T2 mm	
23 01 140	041290	140		polished	plastic coated	2.5	1.6	7.0	35.0	12.5	3.0	4.5	75

27 Snipe Nose Pliers with centre cutter (Telephone Pliers)

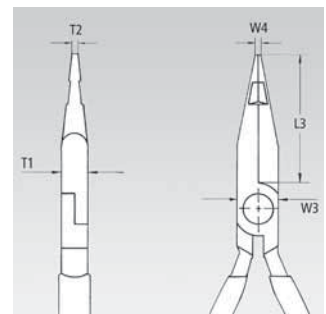
(Telephone Pliers)

DIN ISO 5743



27 01 160

- for gripping and separating of single wires in harnesses
- with centre cutter for soft wire
- half-round jaws
- knurled gripping surfaces
- Chrome vanadium electric steel, forged, oil-hardened



Article No.	EAN 4003773-	↔ mm		Head	Handles	Dimensions						g
						L3 mm	W3 mm	T1 mm	W4 mm	T2 mm		
27 01 160	016106	160		polished	plastic coated	47.0	16.5	9.5	3.0	2.0	120	


25

Snipe Nose Side Cutting Pliers

(Radio Pliers)

DIN ISO 5745

- suitable for finer gripping and cutting work
- pointed, half-round jaws
- knurled gripping surfaces
- with cutting edges for soft, medium-hard and hard wire
- cutting edges additionally induction hardened, cutting edge hardness approx. 61 HRC
- Vanadium electric steel; forged, oil-hardened



25 01 160



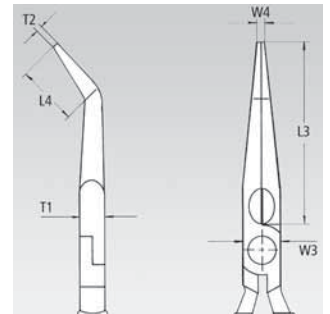
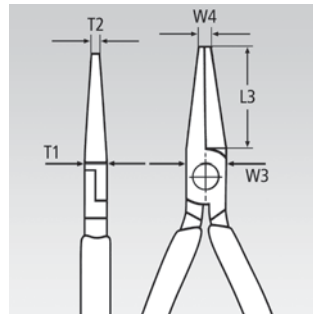
25 02 160



25 06 160



25 26 160



Article No.	EAN 4003773-	↔ mm	Pliers	Head	Handles	Cutting capacities		Dimensions							
						Ø mm	Ø mm	L3 mm	L4 mm	W3 mm	T1 mm	W4 mm	T2 mm	g	
25 01 125	015932	125				2.2	1.6	27.0		13.0	7.0	2.5	1.8	73	
25 01 140	013082	140		black atramentized	polished	plastic coated	2.5	1.6	42.0		15.0	8.0	2.5	2.0	89
25 01 160	013099	160		black atramentized	polished		2.5	1.6	50.0		16.5	9.0	3.0	2.5	113
25 02 140	023159	140		black atramentized	polished	with multi-component grips	2.5	1.6	42.0		15.0	8.0	2.5	2.0	109
25 02 160	023166	160		black atramentized	polished	with multi-component grips	2.5	1.6	50.0		16.5	9.0	3.0	2.5	144
25 03 125	043065	125		chrome plated		plastic coated	2.2	1.6	27.0		13.0	7.0	2.5	1.8	72
25 05 140	035015	140		chrome plated		with multi-component grips	2.5	1.6	42.0		15.0	8.0	2.5	2.0	111
25 05 160	022817	160		chrome plated		with multi-component grips	2.5	1.6	50.0		16.5	9.0	3.0	2.5	144
25 06 160	033806	160		chrome plated		insulated with multi-component grips, VDE-tested	2.5	1.6	50.0		16.5	9.0	3.0	2.5	146
25 21 160	015994	160		black atramentized	polished	plastic coated	2.5	1.6	50.0	23.0	16.5	9.0	3.0	2.5	112
25 25 160	016007	160		chrome plated		with multi-component grips	2.5	1.6	50.0	23.0	16.5	9.0	3.0	2.5	143
25 26 160	052111	160		chrome plated		insulated with multi-component grips, VDE-tested	2.5	1.6	50.0	23.0	16.5	9.0	3.0	2.5	144

Snipe Nose Side Cutting Pliers

(Stork Beak Pliers)

DIN ISO 5745



26 11 200



26 15 200



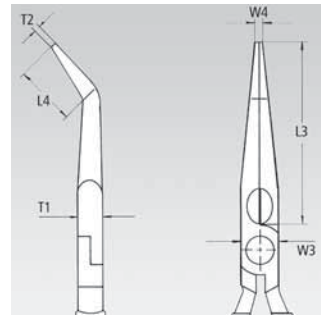
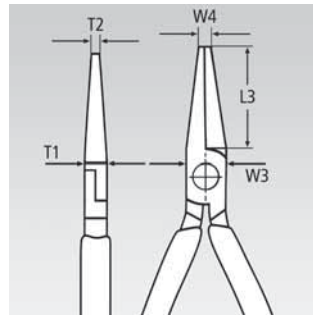

26 22 200
 $\angle 40^\circ$




26 26 200
 $\Delta 1000V$

Elastic tips: dimensionally stable even when twisted

- distortion-tolerant, elastic precision tips
- half-round, long, pointed jaws
- with cutting edges (hardness approx. 61 HRC) for soft, medium-hard and hard wire
- Vanadium electric steel; forged, oil-hardened



Article No.	EAN 4003773-	↔ mm		Pliers	Head	Handles	Cutting capacities		Dimensions						
							Ø mm	Ø mm	L3 mm	L4 mm	T1 mm	W3 mm	W4 mm	T2 mm	g
26 11 200	022824	200		black atamentized	polished	plastic coated	3.2	2.2	73.0		9.5	17.5	3.0	2.5	170
26 12 200	023142	200		black atamentized	polished	with multi-component grips	3.2	2.2	73.0		9.5	17.5	3.0	2.5	201
26 13 200	040590	200		chrome plated		plastic coated	3.2	2.2	73.0		9.5	17.5	3.0	2.5	169
26 15 200	035022	200		chrome plated		with multi-component grips	3.2	2.2	73.0		9.5	17.5	3.0	2.5	198
26 16 200	022831	200		chrome plated		insulated with multi-component grips, VDE-tested	3.2	2.2	73.0		9.5	17.5	3.0	2.5	206
26 17 200	016069	200		chrome plated		with dipped insulation, VDE-tested	3.2	2.2	73.0		9.5	17.5	3.0	2.5	212
26 21 200	022848	200		black atamentized	polished	plastic coated	3.2	2.2	73.0	23.0	9.5	17.5	3.0	2.5	171
26 22 200	023135	200		black atamentized	polished	with multi-component grips	3.2	2.2	73.0	23.0	9.5	17.5	3.0	2.5	197
26 25 200	035039	200		chrome plated		with multi-component grips	3.2	2.2	73.0	23.0	9.5	17.5	3.0	2.5	199
26 26 200	022855	200		chrome plated		insulated with multi-component grips, VDE-tested	3.2	2.2	73.0	23.0	9.5	17.5	3.0	2.5	204
26 27 200	016090	200		chrome plated		with dipped insulation, VDE-tested	3.2	2.2	73.0	23.0	9.5	17.5	3.0	2.5	220



PERFECT SOUND FROM THE RECORDS

Discerning music lovers swear by vinyl, because even today the acoustic pattern of real vinyl records cannot be beaten. As masterpieces of the art of engineering, modern record players and sound systems transform the needle into an impressive sound. Our KNIPEX-Insulation Strippers make a contribution here by preparing the delicate wire that connects the player and loudspeaker for precise crimping. So although KNIPEX pliers do not make music, they can set the tone.



Wire Strippers, Dismantling Tools

Insulation Strippers	36
Electronics Wire Stripping Shears	36
Electronics Wire Stripper	37
Diagonal Insulation Strippers	37
Precision Insulation Strippers	38
Insulation Strippers with adapted blades	39
MultiStrip 10	40
Self-Adjusting Insulation Strippers	41
Automatic Insulation Stripper	41
Automatic Insulation Stripper for flat cable	42
Mini Stripping Tool	42
Wire Stripper for fibre optics	42
Stripping Tool for fibre optics	43
Stripping Tweezers for coated wire	43
Insulation Strippers	43
Dismantling Tools	44
Stripping Tool for coax cables	45
Dismantling Tool for flat and round cables	46
Dismantling Tool for data cables	46
Universal Dismantling Tools	47
Universal Dismantling Tool for building and industrial cables	47




Cables and wires must be precisely stripped for a wide range of applications. KNIPEX-Wire Strippers and Dismantling Tools ensure that this takes place successfully.



WIRE STRIPPERS

11

Insulation Strippers



- for single, multiple and fine stranded conductors with plastic or rubber insulation max. 5.0 mm dia. or resp. 10 mm² cable cross section
- easy adjustment to the required diameter of solid or stranded wire with knurled screw and lock nut
- Special tool steel, forged, oil-hardened



Article No.	EAN 4003773-	↔ mm		Pliers	Head	Handles	Stripping capacities			
							Ø mm	mm ²	AWG	△ g
11 01 160	013556	160	MM	black atramentized	polished	plastic coated	5.0	10	7	131
11 02 160	023180	160	MM	black atramentized	polished	with multi-component grips	5.0	10	7	165
11 05 160	039570	160	MM	chrome plated		with multi-component grips	5.0	10	7	157
11 06 160	021933	160	1000V MM	chrome plated		insulated with multi-component grips, VDE-tested	5.0	10	7	166
11 07 160	015499	160	1000V MM	chrome plated		with dipped insulation, VDE-tested	5.0	10	7	180
11 12 160	034964	160		black atramentized	polished	with multi-component grips	5.0	10	7	156
11 17 160	015505	160	1000V	chrome plated		with dipped insulation, VDE-tested	5.0	10	7	181

11
8

Electronics Wire Stripping Shears



- for cutting and stripping single, multiple and fine-stranded conductors with diameters up to 1.0 mm
- easy adjustment to the required diameter of solid or stranded wire with knurled screw and lock nut
- with opening spring
- Special tool steel, oil-hardened



Article No.	EAN 4003773-	↔ mm		Head	Handles	Stripping capacities Ø mm	△ g

WIRE STRIPPERS

11
9

Electronics Wire Stripper



11 92 140
⊗ M

- for single, multiple and fine stranded cables having a diameter from 0.1 up to 0.8 mm, with plastic or rubber insulation
- easy adjustment to the required diameter of solid or stranded wire with knurled screw and lock nut
- with opening spring
- the mirror polish together with a fine film of oil offer effective rust protection - no circuit faults caused by peeling chrome from plated tools
- Special tool steel, forged, oil-hardened

Article No.	EAN	↔ mm		Head	Handles	Stripping capacities Ø mm	⚖ g
11 92 140	4003773-016908	140	⊗ M	mirror polished	with multi-component grips	0.1 - 0.8	99

14

Diagonal Insulation Strippers



14 22 160
⚡


With elongated cutting edge

Improved transmission ratio for 25 % more cutting performance


- precision stripping holes for single conductors of 1.5 and 2.5 mm²
- convenient cutting of NYM cables up to 5 x 2.5 mm²
- long tips for ultra fine cutting work also in confined areas
- induction hardened precision blades, cutting edge hardness approx. 60 HRC
- Vanadium electric steel; forged, oil-hardened



14 25 160
⚡



14 26 160
⚡ 1000V ⚡



elongated cutting edge

improved transmission ratio

Article No.	EAN	↔ mm		Pliers	Head	Handles	Stripping capacities mm ²	AWG	Cutting capacities		
									⊙ mm	⊙ mm	⚖ g
14 22 160	034988	160	⚡	black atramentized	polished	with multi-component grips	1.5 / 2.5	15 / 13	2.5	1.5	206
14 25 160	028697	160	⚡	chrome plated		with multi-component grips	1.5 / 2.5	15 / 13	2.5	1.5	206
14 26 160	040279	160	⚡ 1000V ⚡	chrome plated		insulated with multi-component grips, VDE-tested	1.5 / 2.5	15 / 13	2.5	1.5	216

12
12

Precision Insulation Strippers

with adapted blades



(PATENTED)



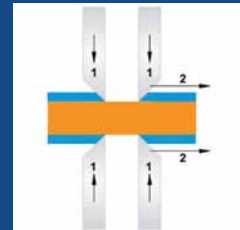
12 12 02
MM



12 12 12
MM


Precisely and reliably

Two pairs of blades (1) cut the insulation to a complete extent. Then the blade pairs move apart, and thus the insulation is removed form-fit (2). The pliers open automatically after the stripping procedure.




- form-fit stripping also of difficult-to-remove insulating materials made of PTFE, silicone, Radox®, Kapton® and rubber; multi-layer too
- a second pair of blades holds the remaining insulation reliably in place
- replaceable shaped blade adapted precisely to the respective conductor cross-section
- with length stop for constant stripping length during repetitive work
- Pliers body: steel
- Blade: special tool steel, oil-hardened


Maximum cable cross-section (in mm²) per profile:




12 19 02




12 19 06




12 19 10




12 19 11



12 19 12



12 19 13



12 19 14



12 12 02 with cable guide and length stop



Precise cutting of the insulation to a complete extent



Positive stripping thanks to precise shape of the blades

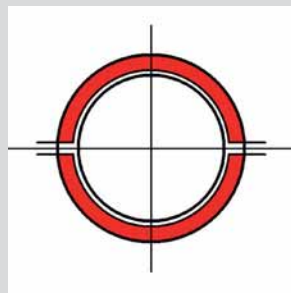
12 12 02
with additional cable guide for exact positioning of the cable in the stripping area of the blade

12 12 11 / 12 12 12 for solar cables
specially adapted to multi-layered and RADOX® insulations; with additional cable support for a better centring of multi-layer insulated conductors in the stripping profiles

12 12 13 / 12 12 14
specially for cables according to US specifications (AWG)

Radox® is a registered trademark of Huber & Suhner AG
Kapton® is a registered trademark of E. I. du Pont de Nemours and Company

WIRE STRIPPERS



Principle of operation with adapted blades

Properly and precise stripping with an annular cut through the complete insulation. This is particularly important with conductors, which must be stripped precisely.

This works without any problem even with difficult insulating materials made of PTFE, Radox® and multilayer insulations.


Article No.	EAN 4003773-	↔ mm		Pliers	Handles	Stripping capacities mm ²	AWG	⚖ g
12 12 02	048077	195				0.03 - 2.08	32 - 14	447
12 12 06	049005	195	⌘	burnished	with multi-component grips	0.14 - 6	26 - 10	445
12 12 10	049012	195				2.5 - 10	13 - 7	445
12 12 11	062998	195				1.5 - 6	15 - 10	449
12 12 12	073758	195	⌘	burnished	with multi-component grips	4 - 10	11 - 7	450
12 12 13	062998	195					20 - 10	449
12 12 14	062998	195	⌘	burnished	with multi-component grips		26 - 16	450

12 19 02	049036	1 set of spare blades for 12 12 02						
12 19 06	049043	1 set of spare blades for 12 12 06						
12 19 10	049050	1 set of spare blades for 12 12 10						
12 19 11	063001	1 set of spare blades for 12 12 11						
12 19 12	073765	1 set of spare blades for 12 12 12						
12 19 13	077558	1 set of spare blades for 12 12 13						
12 19 14	077565	1 set of spare blades for 12 12 14						

Radox® is a registered trademark of Huber & Suhner AG
Kapton® is a registered trademark of E. I. du Pont de Nemours and Company


12

Insulation Strippers with shaped blades



12 11 180
⌘

- with replaceable blades for 4 or 6 different conductor cross-sections
- leave wire undamaged thanks to precision-ground blade shapes, even multi-stranded conductors are stripped gently
- during stripping, the wire is held firmly by clamping jaws
- with length stop for constant stripping length during repetitive work
- a spring leads the stripper back to the starting position
- Pliers body: aluminium
- Blade: special tool steel, oil-hardened



12 11 180: wire diameter in mm



12 21 180: wire cross-sections in mm²

Article No.	EAN 4003773-	↔ mm		Pliers	Handles	Stripping capacities			⚖ g
						Ø mm	mm ²	AWG	
12 11 180	000792	180			with plastic grips	0.5 / 1.2 / 1.6 / 2.0			368
12 21 180	000815	180	⌘	black lacquered	with plastic grips		0.5 - 0.75 / 1 / 1.5 / 2.5 / 4 / 6	20 - 19 / 17 / 15 / 13 / 11 / 10	366

12 19 180	022145	1 pair of spare blades for 12 11 180							
12 29 180	022152	1 pair of spare blades for 12 21 180							

12
42

KNIPEX MultiStrip 10

Automatic Insulation Stripper

PATENTED

Stripping without re-adjustment from 0.03 to 10 mm²

Improved knife geometry – robust and more durable

Optimised handle design with more comfort

Recessed wire cutter

- fully automatic adjustment to all single-, multi- and fine-stranded conductors with PVC insulation and a number of special insulation throughout the entire capacity range from 0.03 to 10 mm²
- **no manual fine adjustment required, no damage to the conductors**
- the clamping jaws made of steel hold the cable in a way that prevents slipping without damaging the remaining insulation
- with recessed wire cutter for copper and aluminium conductors, multi-stranded up to 10 mm² and single-stranded up to 6 mm²
- particularly smooth-running mechanics and very low weight
- replaceable blades block and length stop
- handle with soft-plastic zone for a steady grip
- Body: plastic, fibreglass-reinforced
- Blade: special tool steel, oil-hardened



12 42 195



Patented mechanics

The incision depth of the stripping blade adjusts fully automatically to the diameter of the wire and accordingly also to the thickness of all standard insulating materials. There is no need for any manual adjustment which is still necessary when other conventional pliers with a wide wire-stripping range are used.

10 mm²

0.03 mm²

STRAIGHT BLADE

Mode of operation of straight cutters
An incision is made in the red area only.

Not suitable for highly-flexible or armoured insulation materials or for multi-layered insulation.



Wire cutter for multiple stranded wire cables up to 10 mm²



Steel clamping jaws avoid skidding of the cable



Precise stripping from 0.03 to 10 mm² without re-adjustment



Article No.	EAN	↔ mm	Stripping capacities mm ²	AWG	⚖ g
12 42 195	054580	195	0.03 - 10	32 - 7	136

12 49 21 057581 Spare blades block for 12 42 195

12 49 23 057604 Spare length stop for 12 42 195

12
40/50

Self-Adjusting Insulation Strippers



12 40 200
AWM

- for single, multiple and fine stranded conductors with plastic or rubber insulation
- adapts automatically to the respective cable cross-section; prevents damage to the conductor
- cutting depth can be adjusted for different insulation materials
- with wire cutter for copper and aluminium wires, multiple stranded up to 10 mm² and single stranded up to 6 mm²
- smoothly operating mechanism
- stripping blades and clamping jaws easily replaceable
- low weight
- Body: plastic, fibreglass-reinforced
- Blade: special tool steel, oil-hardened



12 40 200: Adjustable length stop



12 40 200: Precise stripping prevents damage to the conductor

12 40 200
for thin ribbon cables up to 10 mm width in a single pass

Article No.	EAN 4003773-	↔ mm		Stripping capacities mm ²	AWG	Length stop mm	⚖ g
12 40 200	026662	200	AWM	0.03 - 10	32 - 7	3.0 - 18.0	202
12 50 200	034407	200	AWM	2.5 - 16	13 - 5		200

12 49 01	026679	1 pair of spare blades for 12 40 200					
12 49 02	026686	1 pair of spare clamping jaws for 12 40 200					
12 49 03	026693	Spare length stop for 12 40 200					
12 59 01	034414	1 pair of spare blades for 12 50 200					
12 59 02	034421	1 pair of spare clamping jaws for 12 50 200					

12
62

Automatic Insulation Stripper



12 62 180
AWM

- compact standard tool at a favourable price for all current cable cross-sections and insulating materials
- for single, multiple and fine stranded cables of 0.2 up to 6 mm² with standard insulation
- adapts automatically to the respective cable cross-section; prevents damage to the conductor
- high operation comfort thanks to handy shape and low weight
- narrow head style for use in confined areas
- with wire cutter for copper and aluminium wires up to 2.5 mm²
- with adjustable length stop from 6.0 - 18.0 mm for cutting the same stripping lengths during repetitive work
- Body: plastic, fibreglass-reinforced
- Blades: special tool steel, oil-hardened, interchangeable

Article No.	EAN 4003773-	↔ mm		Stripping capacities mm ²	AWG	⚖ g
12 62 180	054573	180	AWM	0.2 - 6	24 - 10	151

12 69 21	060093	1 pair of spare blades for 12 62 180				
12 69 23	067115	Spare length stop for 12 62 180				


WIRE STRIPPERS

12
64

Automatic Insulation Stripper for flat cable



12 64 180


Article No.	EAN 4003773-	↔ mm		Stripping capacities mm ²	AWG	⚖ g
12 64 180	073284	180		0.75 - 2.5	19 - 13	125

- for PVC insulated flat cables up to a max. 12 mm width and 0.75 to 2.5 mm²
- adapts automatically to the various conductor heights; prevents damage to the conductor
- long stripping lengths possible
- blade replaceable
- smoothly operating mechanism
- low weight
- Body: plastic, fibreglass-reinforced
- Blade: special tool steel, oil-hardened



12
80

Mini Stripping Tool



12 80 100 SB


Article No.	EAN 4003773-	↔ mm		Stripping capacities Ø mm	AWG	⚖ g
12 80 040 SB	071655	100		0.12 - 0.4	36 - 26	52
12 80 100 SB	043119	100		0.30 - 1.0	28 - 18	34

- precise stripping, stepwise adjustment to the conductor diameters
- with wire cutter
- adjustable length stop from 4.0 - 15.0 mm
- with locking device
- Housing: plastic, impact-proof

12 80 040 SB

for thin copper conductors
dia. 0.12 to 0.4 mm



12 80 100 SB

for thin copper conductors
dia. 0.3 to 1.0 mm



12
82

Wire Stripper for fibre optics



12 82 130 SB

- to remove primary and secondary coating of fibre optics
- Chrome vanadium electric steel in special quality, oil-hardened



Article No.	EAN 4003773-	↔ mm	Pliers	Handles	Stripping capacities Ø mm	⚖ g
12 82 130 SB	050094	130	burnished	with plastic grips	primary-coating: 0.125 mm / secondary-coating: 0.250 mm	69

WIRE STRIPPERS

12
85

Stripping Tool for fibre optics



12 85 100 SB


Article No.	EAN	↔ mm	Stripping capacities Ø mm	⚖ g
12 85 100 SB	4003773-043126	100	primary coating Ø 0.125 mm	44

- to remove primary coating of fibre optics Ø 0.125 mm
- blade dia. 0.18 mm, hole for cable feeding 0.30 mm dia.
- adjustable length stop
- Housing: plastic, impact-proof



15
11

Stripping Tweezers for Coated Wire



15 11 120

Article No.	EAN	↔ mm	Stripping capacities Ø mm	⚖ g
15 11 120	4003773-015550	120	0.6	34

- for stripping off varnished insulation on copper wires
- blades for other wire diameters available as spare parts
- Tweezers body: spring steel, oil-hardened
- Handle shells: plastic



15 19 005	021551	1 pair of spare blades for 15 11 120, Ø 0,5 mm
15 19 006	021568	1 pair of spare blades for 15 11 120, Ø 0,6 mm
15 19 008	021575	1 pair of spare blades for 15 11 120, Ø 0,8 mm
15 19 010	021582	1 pair of spare blades for 15 11 120, Ø 1,0 mm

15

Insulation Strippers



15 61 160
MM

- for stripping thin cables
- accurate boring to match diameter of wire, precise stripping prism; non-adjustable
- with opening spring
- Chrome vanadium electric steel, forged, oil-hardened



Article No.	EAN	↔ mm	Head	Handles	Stripping capacities Ø mm	⚖ g
15 51 160	044451	160			0.5	101
15 61 160	014843	160	MM	polished	0.6	102
15 81 160	015574	160		plastic coated	0.8	102

16
20

Dismantling Tools



16 20 16 SB
MM



16 20 165 SB
MM


Article No.	EAN 4003773-	↔ mm		Stripping capacities Ø mm	⚖ g
16 20 16 SB	060451	130	MM	4.0 - 16.0	95
16 20 28 SB	060468	130		8.0 - 28.0	95
16 20 165 SB	043133	165		8.0 - 28.0	85
16 29 165	043140	Spare blade for 16 20 16 SB / 16 20 28 SB / 16 20 165 SB			

- for stripping all common round cables
- self-tightening holding lever
- with adjusting screw for cutting depth adjustment
- turnable blade for circular and longitudinal cutting
- spare blade inside the handle

- secure grip due to soft component material on handle and holding lever to avoid slipping
- Housing: plastic, impact-proof



16 20 165 SB
with knife and hook blade,
protective cap included



16
30

Dismantling Tool



16 30 135 SB
MM

Article No.	EAN 4003773-	↔ mm		Stripping capacities Ø mm	⚖ g
16 30 135 SB	033349	135	MM	6.0 - 29.0	120
16 39 135	027317	Spare blade for 16 30 135 SB			

- for dismantling round cable sheaths made of PVC, rubber, silicone or PTFE from 6.0 - 29.0 mm dia.
- self-tightening holding lever
- with knurled nut for cutting depth adjustment
- changing from circular to longitudinal cutting by turning the tool body
- spiral cutting for removing intermediate pieces
- replaceable blade
- Housing: plastic, impact-proof



Setting the tool for circular cutting



Longitudinal cut



Spiral cutting

16
40

Dismantling Tool



16 40 150



Adjustable cutting depth

- for dismantling round cables exceeding 25.0 mm dia.
- removes all kinds of insulation layers
- suitable for longitudinal and circular cutting
- cutting depth can be adjusted up to 5.0 mm
- replaceable blade (both sides can be used)
- Tool body: plastic, fibreglass-reinforced



Setting the tool for longitudinal cut



Longitudinal cut



Turning the tool for circumferential cut



Circular cut

Article No.	EAN	↔ mm	Stripping capacities Ø mm	⚖ g
16 40 150	4003773-026709	150	> 25	210
16 49 150	026716	Spare blade for 16 40 150		

16
60

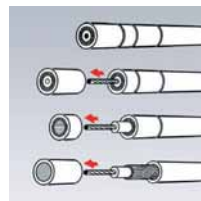
Stripping Tool for coax cables



16 60 05 SB



- for stripping coax cables (RG 58, RG 59 and RG 62)
- for stripping outer sheath, shield and insulation in a single process
- with three built-in blades
- the cutting depth of each blade can be adjusted individually by means of a hexagonal key (Allen key)
- the blade spacing remains constant
- Housing: plastic, impact-proof



Dismantling of a Coax-cable in three steps



3 stripping steps in one operation



Article No.	EAN	↔ mm	Icon	Cable type	⚖ g
16 60 05 SB	044888	105	⚡	RG 58, RG 59 / RG 62	73

16
60

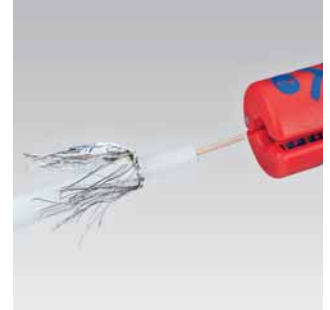
Stripping Tool for coax cables



16 60 100 SB



- for dismantling and stripping all common coax cables between 4.8 - 7.5 mm dia. (e.g. for TV- and satellite antenna), also suitable for PVC round cable 3 x 0.75 mm²
- with length scale 5.0 - 20.0 mm
- double shell, folding back stripping tool
- with opening spring and locking device
- Body: plastic, fibreglass-reinforced



Article No.	EAN 4003773-	↔ mm		Stripping capacities Ø	⚖ g
16 60 100 SB	040811	100	MM	Coax-cables 4.8 - 7.5 mm round cables 3 x 0,75 mm ²	22

16
64

Dismantling Tool for flat and round cables


for flat and round cables



16 64 125 SB



- for flat cables up to 12 mm in width
- for dismantling and stripping all common round and damp-proof installation cables Ø 4.0 to 13.0 mm (e.g. NYM cable 3 x 1.5 mm² up to 5 x 2.5 mm²)
- stripping device for cross-sections 0.8 / 1.5 / 2.5 mm² (AWG 20 / 16 / 14)
- for use in confined and difficult to access work areas
- also for use in conduit and distribution boxes
- Body: plastic, fibreglass-reinforced



Article No.	EAN 4003773-	↔ mm		Stripping capacities Ø mm	Types of cables	⚖ g
16 64 125 SB	076933	125	MM	4,0 - 13,0	flat cable 12 mm / round cable Ø 4 - 13 mm	48

16
65

Dismantling Tool for data cables



16 65 125 SB

- for stripping UTP and STP data cables with diameters of 4.5 to 10.0 mm
- stripping device for cross-sections 0.2 / 0.3 / 0.8 / 1.5 / 2.5 / 4 mm²
- double shell, folding back stripping tool
- with opening spring and locking device
- practical clip for easy transport
- Body: plastic, fibreglass-reinforced



- blades: special tool steel, oil-hardened, TiN-coated

Article No.	EAN 4003773-	↔ mm		Stripping capacities		Types of cables	⚖ g
				Ø mm	mm ²		
16 65 125 SB	043157	125	MM	4.5 - 10.0	0.2 - 4	CAT 5, CAT 6, CAT 7, Twisted-Pair (UTP/STP)	50

16
8

Universal Dismantling Tools



16 80 125 SB



16 85 125 SB



- for dismantling and stripping all common round and damp-proof installation cables between 8 - 13 mm dia. (e.g. 3 x 1.5 mm² up to 5 x 2.5 mm²)
- also for use in conduit and distribution boxes
- double shell, folding back stripping tool
- with opening spring and locking device
- practical clip for easy transport
- Body: plastic, fibreglass-reinforced

16 85 125 SB

with additional blade for longitudinal cuts; telescopic blade inside; stripping device for cross-sections 0.2 / 0.3 / 0.8 / 1.5 / 2.5 / 4 mm².

With integrated cable guide for longitudinal cut. This enables rigid insulation (e.g. halogen-free) to be stripped more easily.



Article No.	EAN 4003773-	↔ mm		Stripping capacities Ø mm	Types of cables	g
16 80 125 SB	040828	125	///	8.0 - 13.0	round cable, e.g.: 3 x 1.5 mm ² up to 5 x 2.5 mm ²	71
16 85 125 SB	060444	125	///	8.0 - 13.0	round cable, e.g.: 3 x 1.5 mm ² up to 5 x 2.5 mm ²	67

16
90


Universal Dismantling Tool

for building and industrial cables



16 90 130 SB

- for dismantling and stripping all common round and damp-proof installation cables between 8.0 - 13.0 mm dia. (e.g. 3 x 1.5 mm² up to 5 x 2.5 mm²)
- specially suitable for larger cross-sections and for difficult insulating materials
- no adjustment of blades to cutting depth required
- stripping device for conductors and strands 1.5 mm² and 2.5 mm²
- two-way length stop (ideal for right and left-handers)
- fastening device on the end of the handle (fall protection)
- for use in confined and difficult to access work areas
- also for use in conduit and distribution boxes
- Body: plastic, fibreglass-reinforced



Article No.	EAN 4003773-	↔ mm		Stripping capacities Ø mm	Types of cables	g
16 90 130 SB	076940	130	///	8.0 - 13.0	round cable, e.g. 3 x 1.5 mm ² up to 5 x 2.5 mm ²	47



LUXURIOUS SHINE BROUGHT INTO SHAPE

For thousands of years, shiny metal and sparkling gemstones have been turned into wonderful works of art in the experienced hands of the goldsmith. Artistic inspiration and artisan skills are combined to produce these items of jewelry and bring us pleasure again and again. The tool achieves the transformation from precious material to sensuous piece of art. KNIPEX-Flat Nose Pliers help the goldsmith give the costly metal its correct shape, producing work with enduring allure.



Gripping Pliers, Grip Pliers

Flat Nose Pliers	50
Round Nose Pliers	51
Assembly Pliers	52
Telephone Pliers	53
Gripping Pliers (Needle Nose Pliers)	53
Long Nose Pliers	54
Relay Adjusting Pliers	55
Duckbill Pliers	55
Gripping Pliers for precision mechanics	56
Mechanics' Pliers	57
Universal Grip Pliers	58
Grip Pliers	58
Welding Grip Pliers	59



Whether precious metal or solid conductors – KNIPEX-Flat Nose Pliers are used wherever there is a need for reliable or strong bending and gripping that is gentle on the material.



Flat Nose Pliers

DIN ISO 5745

- flat, short, wide jaws
- knurled gripping surfaces
- Chrome vanadium electric steel, forged, oil-hardened



20 01 160



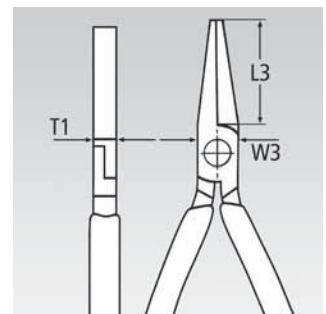
20 02 160



20 05 160



20 06 160



Article No.	EAN 4003773-	↔ mm	Pliers	Head	Handles	Dimensions			g
						L3 mm	W3 mm	T1 mm	
20 01 125	014447	125				27.0	14.5	8.0	75
20 01 140	014454	140		black atramentized	polished plastic coated	28.0	15.5	9.5	107
20 01 160	015017	160				30.0	17.0	9.5	144
20 01 180	015666	180				35.0	19.0	10.0	188
20 02 140	043386	140		black atramentized	polished with multi-component grips	28.0	15.5	9.5	137
20 02 160	035008	160				30.0	17.0	9.5	172
20 05 140	042464	140		chrome plated	with multi-component grips	28.0	15.5	9.5	136
20 05 160	042457	160				30.0	17.0	9.5	176
20 06 160	033783	160		chrome plated	insulated with multi-component grips, VDE-tested	30.0	17.0	9.5	176

22

Round Nose Pliers

DIN ISO 5745

- for bending wire loops
- round, short jaws; finely ground
- Chrome vanadium electric steel, forged, oil-hardened



22 01 160
8



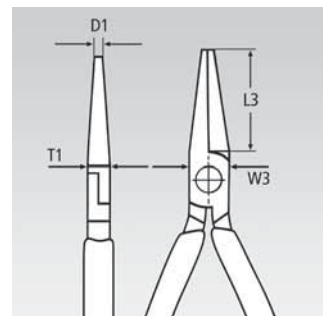

22 02 160
8



22 05 160
8



22 06 160
⚠ 1000V 8



Article No.	EAN 4003773-	↔ mm	Pliers	Head	Handles	Dimensions				g
						L3 mm	W3 mm	D1 mm	T1 mm	
22 01 125	014461	125	black atramentized	polished	plastic coated	27.0	14.5	2.0	8.0	75
22 01 140	013013	140				28.0	16.5	2.5	9.5	100
22 01 160	015024	160				30.0	18.0	3.0	9.5	140
22 02 140	043430	140	black atramentized	polished	with multi-component grips	28.0	16.5	2.5	9.5	129
22 02 160	023173	160				30.0	18.0	3.0	9.5	170
22 05 140	042891	140				chrome plated	with multi-component grips	28.0	16.5	2.5
22 05 160	077275	160	30.0	18.0	3.0			9.5	169	
22 06 160	033790	160	⚠ 1000V 8	chrome plated	insulated with multi-component grips, VDE-tested	30.0	18.0	3.0	9.5	175

28

Assembly Pliers

DIN ISO 5743

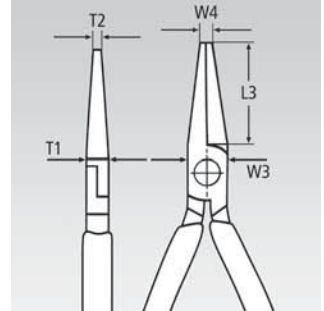
- specially suitable for gripping and assembly work with a higher prehensile power
- knurled gripping surfaces
- High-grade special tool steel, forged, oil-hardened



28 01 200



28 21 200



Article No.	EAN 4003773-	↔ mm	Pliers	Head	Handles	Dimensions					g	
						L3 mm	W3 mm	T1 mm	W4 mm	T2 mm		
28 01 200	044468	200		black atramentized	polished	plastic coated	33.0	13.5	10.5	4.0	10.5	197
28 21 200	028246	200		black atramentized	polished	plastic coated	34.0	13.5	10.5	3.0	3.0	187




GRIPPING PLIERS

29

Telephone Pliers

DIN ISO 5745



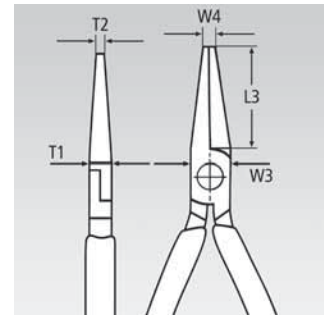
29 11 160



29 25 160



- gripping surfaces cross-hatched, knurled
- Chrome vanadium electric steel, forged, oil-hardened



29 21 160 / 29 25 160
extra slim, fine tips; also suitable for soldering work

Article No.	EAN 4003773-	↔ mm	Pliers	Head	Handles	Dimensions					g
						L3 mm	W3 mm	T1 mm	W4 mm	T2 mm	
29 11 160	016175	160	black atramentized	polished	plastic coated	55.0	14.0	8.0	2.5	8.5	103
29 21 160	043454	160	black atramentized	polished	plastic coated	54.0	14.0	9.0	2.0	2.0	112
29 25 160	043478	160	chrome plated		with multi-component grips	54.0	14.0	9.0	2.0	2.0	139

31

Gripping Pliers (Needle-Nose Pliers)

DIN ISO 5743



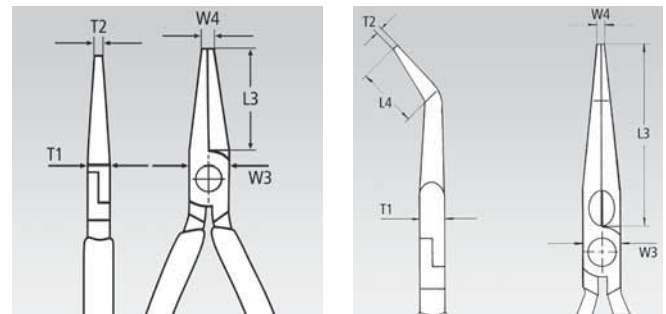
31 11 160



31 25 160



- precision pliers for very exact assembly, bending and adjusting work
- with extra long jaws: length of jaws 55.0 mm
- smooth ground gripping surfaces
- edges carefully deburred
- Chrome vanadium electric steel, forged, oil-hardened



Article No.	EAN 4003773-	↔ mm	Pliers	Head	Handles	Dimensions						g
						L3 mm	L4 mm	W3 mm	T1 mm	W4 mm	T2 mm	
31 11 160	044475	160	black atramentized	polished	plastic coated	55.0		16.0	7.5	2.0	2.5	100
31 15 160	016465	160	chrome plated		with multi-component grips	55.0		16.0	7.5	2.0	2.5	124
31 21 160	046790	160	black atramentized	polished	plastic coated	55.0	27.0	16.0	7.5	2.0	2.5	97
31 25 160	016489	160	chrome plated		with multi-component grips	55.0	27.0	16.0	7.5	2.0	2.5	123

GRIPPING PLIERS

30

Long Nose Pliers

DIN ISO 5745



30 11 160



30 25 160



30 36 160



- heavy-duty and hard-wearing gripping pliers
- different jaw styles
- Chrome vanadium electric steel, forged, oil-hardened

Style 1

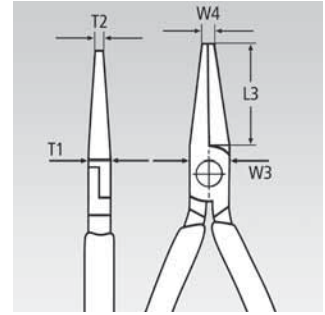

long, trapezoidal jaws; knurled gripping surfaces

Style 2

long, half-round jaws; knurled gripping surfaces

Style 3

long, round jaws; smooth gripping surfaces



Article No.	EAN 4003773-	↔ mm	Style	Pliers	Head	Handles	Dimensions					g
							L3 mm	W3 mm	T1 mm	W4 mm	T2 mm	
30 11 140	033936	140					42.0	15.0	8.0	2.5	4.0	86
30 11 160	023128	160	1	black atramentized	polished	plastic coated	46.5	16.5	9.5	3.0	5.0	121
30 11 190	013051	190					50.0	18.5	9.5	3.0	7.0	140
30 13 140	016298	140	1	chrome plated		plastic coated	42.0	15.0	8.0	2.5	4.0	87
30 13 160	043485	160					46.5	16.5	9.5	3.0	5.0	118
30 15 140	042914	140	1	chrome plated		with multi-component grips	42.0	15.0	8.0	2.5	4.0	106
30 15 160	035046	160					46.5	16.5	9.5	3.0	5.0	149
30 15 190	001881	190					50.0	18.5	8.0	3.0	7.0	171
30 16 160	001904	160	1	chrome plated		insulated with multi-component grips, VDE-tested	46.5	16.5	9.5	3.0	5.0	150
30 21 140	042433	140	2	black atramentized	polished	plastic coated	42.0	15.0	8.0	2.5	2.0	95
30 21 160	035053	160					50.0	16.5	9.5	3.0	2.5	121
30 21 190	016366	190					50.0	18.5	8.0	3.0	2.4	135
30 23 140	016373	140	2	chrome plated		plastic coated	42.0	15.0	8.0	2.5	2.0	95
30 25 140	001980	140	2	chrome plated		with multi-component grips	42.0	15.0	8.0	2.5	2.0	114
30 25 160	035060	160					50.0	16.5	9.5	3.0	2.5	151
30 25 190	043515	190					50.0	18.5	8.0	3.0	2.4	168
30 31 160	035077	160	3	black atramentized	polished	plastic coated	41.0	16.5	9.5	5.0	2.5	110
30 33 160	043539	160	3	chrome plated		plastic coated	41.0	16.5	9.5	5.0	2.5	111
30 35 140	043102	140	3	chrome plated		with multi-component grips	37.5	15.0	8.0	4.0	2.0	102
30 35 160	035084	160					41.0	16.5	9.5	5.0	2.5	138
30 36 160	002123	160	3	chrome plated		insulated with multi-component grips, VDE-tested	41.0	16.5	9.5	5.0	2.5	141

32

Relay Adjusting Pliers

DIN 5235




32 11 135



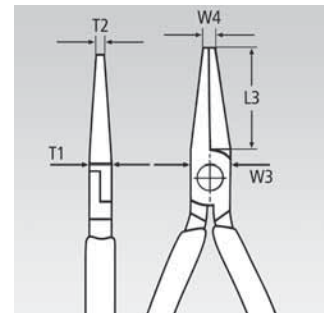
32 21 135



32 31 135



- for gripping components and wires of the smallest diameters and for bending contact and relay springs
- polished gripping surfaces
- edges carefully deburred
- Chrome vanadium electric steel, forged, oil-hardened



Article No.	EAN 4003773-	↔ mm	Pliers	Head	Handles	Dimensions					g	
						L3 mm	W3 mm	T1 mm	W4 mm	T2 mm		
32 11 135	035091	135		black atramentized	polished	plastic coated	34.0	12.5	7.0	1.4	1.5	73
32 21 135	043553	135					34.0	12.5	7.0	1.4	3.5	74
32 31 135	043560	135					32.0	12.5	7.0	1.4	3.5	73

33

Duckbill Pliers

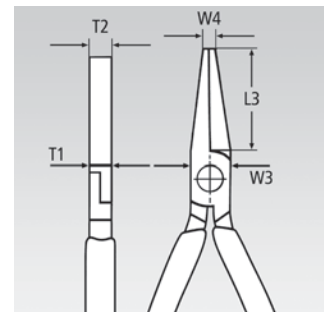
DIN ISO 5743



33 01 160



- duckbill shaped jaws 9 mm wide at the tip and tapering to 1.5 mm thickness
- smooth gripping surfaces
- Chrome vanadium electric steel, forged, oil-hardened



Article No.	EAN 4003773-	↔ mm	Pliers	Head	Handles	Dimensions					g
						L3 mm	W3 mm	T1 mm	W4 mm	T2 mm	
33 01 160	016663	160		polished	plastic coated	55.0	15.0	7.5	3.0	9.0	103
33 03 160	016670	160			plastic coated	55.0	15.0	7.5	3.0	9.0	103

GRIPPING PLIERS

37

Gripping Pliers for precision mechanics

DIN ISO 9655



37 11 125



37 21 125



37 31 125



37 41 125



- precision pliers for fine assembly work, e.g. in electronics and fine mechanics
- for gripping, holding, bending and adjusting
- tips precision ground
- smooth gripping surfaces
- edges carefully deburred
- lap joint
- Chrome vanadium electric steel, forged, oil-hardened

Style 1

flat, wide jaws

Style 2

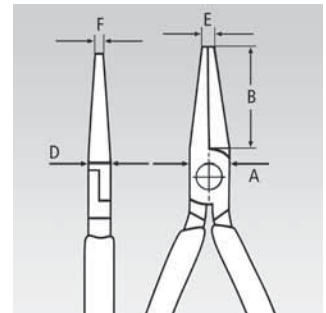
flat, concave and pointed jaws

Style 3

half-round jaws

Style 4

round, pointed jaws to bend wire loops



Article No.	EAN 4003773-	↔ mm	Style	Pliers	Head	Handles	Dimensions					⚖ g
							B mm	A mm	D mm	E mm	F mm	
37 11 125	014287	125	1	black atramentized	polished	plastic coated	27.0	12.5	7.0	2.0	5.5	76
37 13 125	043638	125	1	chrome plated		plastic coated	27.0	12.5	7.0	2.0	5.5	71
37 21 125	035138	125	2	black atramentized	polished	plastic coated	27.0	12.5	7.0	2.0	2.0	74
37 23 125	043645	125	2	chrome plated		plastic coated	27.0	12.5	7.0	2.0	2.0	72
37 31 125	035145	125	3	black atramentized	polished	plastic coated	27.0	12.5	7.0	2.0	1.6	74
37 33 125	016960	125	3	chrome plated		plastic coated	27.0	12.0	7.0	2.0	1.6	78
37 41 125	035152	125	4	black atramentized	polished	plastic coated	27.0	14.5	8.0	2.0	1.0	76
37 43 125	043652	125	4	chrome plated		plastic coated	27.0	14.5	8.0	2.0	1.0	76


Mechanics' Pliers

DIN ISO 5745


- high bending strength of the pliers jaws/tips
- gripping surfaces cross-hatched, knurled
- Vanadium electric steel; forged, oil-hardened



38 11 200



38 15 200



38 21 200



38 31 200



38 41 190



38 71 200

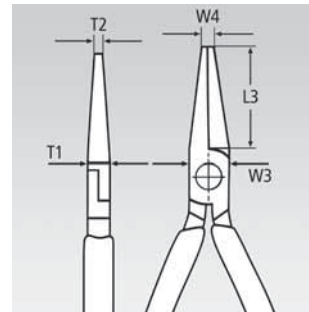


38 91 200



38 71 200
70° angled, half-round jaws, suitable for pulling split pins; for gripping at points that are difficult to access.

38 91 200 / 38 95 200
45° angled, half-round, long jaws, also suitable for gripping spark plugs and round components (spark plug cover "grabber")



Article No.	EAN 4003773-	↔ mm	Icon	Pliers	Head	Handles	Dimensions					g
							L3 mm	W3 mm	T1 mm	W4 mm	T2 mm	
38 11 200	035169	200	⊖ ⊗	black atramentized	polished	plastic coated	73.0	17.5	9.5	3.0	2.5	179
38 15 200	039594	200	⊖ ⊗	chrome plated		with multi-component grips	73.0	17.5	9.5	3.0	2.5	209
38 21 200	035176	200	∠40° ⊖ ⊗	black atramentized	polished	plastic coated	73.0	17.5	9.5	3.0	2.5	175
38 25 200	043669	200	∠40° ⊖ ⊗	chrome plated		with multi-component grips	73.0	17.5	9.5	3.0	2.5	209
38 31 200	040712	200	⊖ ⊗	black atramentized	polished	plastic coated	73.0	17.5	9.5	3.0	2.5	176
38 35 200	017134	200	⊖ ⊗	chrome plated		with multi-component grips	73.0	17.5	9.5	3.0	2.5	205
38 41 190	017141	190	▬ ⊗	black atramentized	polished	plastic coated	50.0	18.0	8.0	2.0	8.0	139
38 45 190	043676	190	▬ ⊗	chrome plated		with multi-component grips	50.0	18.0	8.0	2.0	8.0	171
38 71 200	017202	200	∠70° ⊖ ⊗	black atramentized	polished	plastic coated	73.0	17.5	9.5	3.0	2.0	174
38 91 200	017219	200	∠45° ⊖ ⊗	black atramentized	polished	plastic coated	73.0	17.5	9.5		2.5	177
38 95 200	017233	200	∠45° ⊖ ⊗	chrome plated		with multi-component grips	73.0	17.5	9.5		2.5	207

GRIP PLIERS

40

Universal Grip Pliers



40 04 250



- hold round, profile and flat material securely
- heavy duty model
- with adjustment screw and release lever
- one-hand operation
- high clamping pressure due to toggle lever action
- Pliers body: rolled steel, high-strength
- Gripping jaws: chrome vanadium electric steel, forged

Article No.	EAN 4003773-	↔ mm		○ mm	□ mm	⬡ mm	⚖ g
40 04 180	022190	180		35	25	32	310
40 04 250	002710	250		35	30	32	521

41

Grip Pliers



41 04 250



Style 0

jaws for round workpieces, with wire cutter

- hold round, profile and flat material securely
- heavy duty model
- with adjustment screw and release lever
- one-hand operation
- high clamping pressure due to toggle lever action
- Pliers body: rolled steel, high-strength
- Gripping jaws: chrome vanadium electric steel, forged

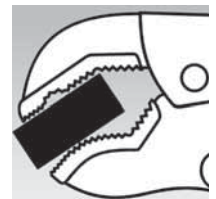


41 14 250



Style 1

jaws with double prism for round, section and flat material

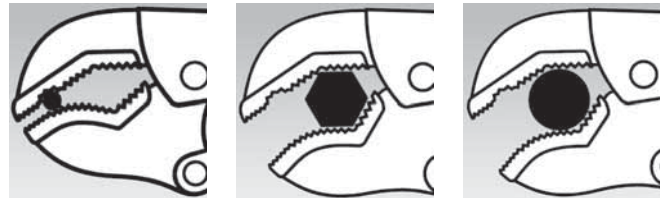


41 24 225



Style 2

straight jaws for flat material



41 34 165



Style 3

Long-Nose Grip Pliers, narrow, long jaws



Article No.	EAN 4003773-	↔ mm		Style	Pliers	○ mm	□ mm	⬡ mm	⚖ g
41 04 180	002741	180				30	20	30	363
41 04 250	002758	250		0	nickel plated	40	20	30	517
41 04 300	022183	300				65	30	34	923
41 14 250	023470	250		1	nickel plated	36	36	36	557
41 24 225	023487	225		2	nickel plated	25	16	30	504
41 34 165	047858	165		3	nickel plated	20	10	24	189

42

Welding Grip Pliers



42 14 280

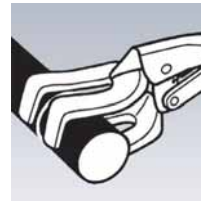
- for gripping, clamping and holding of diverse profiles
- heavy duty model
- with adjustment screw and release lever
- one-hand operation
- high clamping pressure due to toggle lever action
- Pliers body: rolled steel, high-strength

42 14 280

heat resistant malleable cast iron jaws; section or flat material items lying side by side are held in place during welding; also for section material with vertical webs up to 25 mm height



42 24 280

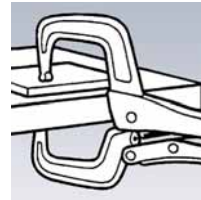


42 24 280

heat resistant malleable cast iron jaws; round or tubular material items lying centrally side by side are held securely during welding



42 34 280




42 34 280

gripping jaws of chrome vanadium steel, drop forged; clamps cumbersome workpieces and sections with high webs up to 40 mm



Article No.	EAN 4003773-	↔ mm	Pliers	○ mm	□ mm	⚖ g
42 14 280	022206	280	nickel plated	30 - 65	50	917
42 24 280	022213	280	nickel plated	10 - 70		850
42 34 280	022220	280	nickel plated		90	692



TOP PERFORMANCE UNDER THE HOOD

Sporty driving, fast gear changing and a constant high acceleration with the convenience of automatic gears – is made possible by dual clutch gearboxes. So it is no wonder that even more car manufacturers are placing their trust in them. Essential for the performance and safety of their gearboxes are strong circlips with which the gear wheels are fixed to the gear shaft. KNIPEX-Circlip Pliers simplify their reliable assembly.



Circlip Pliers

Circlip Pliers to assemble internal circlips into bores	62
Circlip Pliers to assemble external circlips on shafts	63
Precision Circlip Pliers to assemble internal circlips into bores	64
Precision Circlip Pliers to assemble external circlips on shafts	65
Circlip Pliers for large internal circlips up to 400 mm	66
Circlip Pliers for large external circlips up to 400 mm	66
Circlip Tool for circlips up to 1000 mm	67
Special Retaining Ring Pliers for retaining rings on shafts	68
Circlip Pliers for grip rings on shafts	68
Set of Circlip Pliers	69
Pliers Sets in a foam tray	69
Precision Circlip Pliers Sets	70



Circlips are used where you need to be able to rely on technology. KNIPEX-Circlip Pliers allows circlips to be fitted and removed safely.



CIRCLIP PLIERS

44

Circlip Pliers

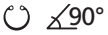
to assemble internal circlips into bores



44 11 J2



44 21 J21



44 31 J22



- for fitting circlips into bores, range of application from 8 - 140 mm dia.
- solid style, forged
- non-slip, solid tips
- Pliers body and tips: chrome vanadium steel, forged, oil-hardened



Style 1

DIN 5256 C, straight tips

Style 2

DIN 5256 D; 90° angled tips

Style 3

45° angled tips



Circlip Pliers Sets
see page 69

Article No.	EAN 4003773-	↔ mm		Style	Pliers	Head	Handles	Size of bore Ø mm	Tips Ø mm	△ g
44 11 J0	040286	140	☉	1	black atramentized	polished	plastic coated	8 - 13	0.9	88
44 11 J1	022862	140						12 - 25	1.3	88
44 11 J2	022879	180						19 - 60	1.8	135
44 11 J3	033943	225						40 - 100	2.3	196
44 11 J4	042549	320						85 - 140	3.2	469
44 13 J0	048176	140	☉	1	chrome plated		plastic coated	8 - 13	0.9	89
44 13 J1	042938	140						12 - 25	1.3	88
44 13 J2	042945	180						19 - 60	1.8	138
44 13 J3	042952	225						40 - 100	2.3	194
44 13 J4	017301	320						85 - 140	3.2	463
44 21 J01	040132	130	☉ ∠90°	2	black atramentized	polished	plastic coated	8 - 13	0.9	88
44 21 J11	022886	130						12 - 25	1.3	88
44 21 J21	022893	170						19 - 60	1.8	139
44 21 J31	033769	215						40 - 100	2.3	196
44 21 J41	043683	300						85 - 140	3.2	462
44 23 J11	042969	130	☉ ∠90°	2	chrome plated		plastic coated	12 - 25	1.3	89
44 23 J21	042976	170						19 - 60	1.8	138
44 23 J31	042983	215						40 - 100	2.3	200
44 31 J02	066941	140						☉ ∠45°	3	black atramentized
44 31 J12	066958	140	12 - 25	1.3	90					
44 31 J22	066965	180	19 - 60	1.8	140					
44 31 J32	066972	225	40 - 100	2.3	195					
44 31 J42	066989	310	85 - 140	3.2	465					

46

Circlip Pliers

to assemble external circlips on shafts



46 11 A2
 MM



46 21 A21
 $\angle 90^\circ$ MM



46 31 A22
 $\angle 45^\circ$ MM

- for fitting circlips on shafts, range of application from 3 - 140 mm dia.
- solid style, forged
- non-slip, solid tips
- Pliers body and tips: chrome vanadium steel, forged, oilhardened



Style 1
 DIN 5254 A; straight tips

Style 2
 DIN 5254 B; 90° angled tips

Style 3
 45° angled tips



Circlip Pliers Sets
 see page 69

Article No.	EAN 4003773-	↔ mm		Style	Pliers	Head	Handles	Size of shaft Ø mm	Tips Ø mm	△ g
46 11 A0	033950	140	○/MM	1	black atramentized	polished	plastic coated	3 - 10	0.9	85
46 11 A1	022909	140						10 - 25	1.3	86
46 11 A2	022916	180						19 - 60	1.8	134
46 11 A3	033974	210						40 - 100	2.3	220
46 11 A4	042532	320						85 - 140	3.2	505
46 13 A0	017417	140	○/MM	1	chrome plated	plastic coated	3 - 10	0.9	85	
46 13 A1	042990	140					10 - 25	1.3	82	
46 13 A2	043003	180					19 - 60	1.8	133	
46 13 A3	043010	210					40 - 100	2.3	211	
46 21 A01	033967	125	○ $\angle 90^\circ$ /MM	2	black atramentized	polished	plastic coated	3 - 10	0.9	85
46 21 A11	023005	125						10 - 25	1.3	85
46 21 A21	022923	170						19 - 60	1.8	132
46 21 A31	033981	200						40 - 100	2.3	219
46 21 A41	039365	300						85 - 140	3.2	510
46 23 A01	017509	125	○ $\angle 90^\circ$ /MM	2	chrome plated	plastic coated	3 - 10	0.9	84	
46 23 A11	043027	125					10 - 25	1.3	84	
46 23 A21	043034	170					19 - 60	1.8	132	
46 23 A31	043041	200					40 - 100	2.3	221	
46 31 A02	066996	130	○ $\angle 45^\circ$ /MM	3	black atramentized	polished	plastic coated	3 - 10	0.9	83
46 31 A12	067009	130						10 - 25	1.3	85
46 31 A22	067016	185						19 - 60	1.8	133
46 31 A32	067023	210						40 - 100	2.3	213
46 31 A42	067030	310						85 - 140	3.2	511

Precision Circlip Pliers

to assemble internal circlips into bores



48 11 J2



48 21 J21



Tiptop quality
Easy and reliable assembly: form-fitting inserted and pressed-in tips made of high-density spring steel offer a high level of protection against excessive stress and strain, e.g. when removing stuck rings. The large supporting surfaces and the position of the tips make it more difficult for the rings to bounce off.

With inserted tips for reliable work

Heavy duty in continuous operation: up to 10 times longer service life compared to turned tips

- bolted joint: precise, zero backlash operation of pliers
- non-slip plastic coating on the handles
- Pliers body: chrome vanadium electric steel, forged, oil-hardened
- Inserted tips: spring steel wire, drawn

48 31 J1 / 48 31 J2
with overexpansion guard
(adjustable using end stop)

Style 1
DIN 5256 C; straight tips

Style 2
DIN 5256 D; angled tips

Style 3
DIN 5256 C, straight tips;
with overexpansion guard
(adjustable using end stop)

Circlip Pliers Sets
see page 69

Precision and durability


High-density spring steel with a score-free surface is used for the tips. This increases the tips' resistance to dynamic and static strain. The tips are 30 % more stable than conventional pliers when subjected to one-off overloading while still allowing good accessibility during assembly. Subjected to dynamic strain, the tips' resistance capacity is up to 10 times greater! The tips on the precision circlip pliers are non-detachable!



Slim head shape



Sturdy, inserted tips:
made from high-density spring steel



Tight fit through compression

Article No.	EAN 4003773-	↔ mm		Style	Pliers	Handles	Size of bore Ø mm	Tips Ø mm	⚖ g
48 11 J0	048510	140		1	grey atramentized	with non-slip plastic coating	8 - 13	0.9	105
48 11 J1	048527	140					12 - 25	1.3	105
48 11 J2	048534	180					19 - 60	1.8	175
48 11 J3	048541	225					40 - 100	2.3	266
48 11 J4	048558	320					85 - 140	3.2	580
48 21 J01	048619	130		2	grey atramentized	with non-slip plastic coating	8 - 13	0.9	105
48 21 J11	048633	130					12 - 25	1.3	105
48 21 J21	048640	165					19 - 60	1.8	175
48 21 J31	048657	210					40 - 100	2.3	265
48 21 J41	048664	305					85 - 140	3.2	576
48 31 J1	073864	140		3	grey atramentized	with non-slip plastic coating	12 - 25	1.3	105
48 31 J2	073871	180					19 - 60	1.8	175

Precision Circlip Pliers

to assemble external circlips on shafts



49 11 A2
 MM

49 31 A1
 DIN 5254 A; straight tips



49 21 A21
 $\angle 90^\circ$ MM

Style 2
 DIN 5254 B; 90° angled tips

KNIPEX-Circlip Pliers with overexpansion guard

For the standardised fitting of circlips in the industrial serial production. Particularly manufacturers of sensitive, safety-relevant components (e.g. brakes or gears) highly appreciate the compliance of DIN 471 and 472. The mounting of circlip rings in this case requires pliers with overexpansion guard or a cone. KNIPEX Circlip Pliers with overexpansion guard meet the requirements and furthermore offer a superior durability.



With inserted tips for reliable work

Heavy duty in continuous operation: up to 10 times longer service life compared to turned tips

- large contact faces on the tips: no distortion of circlips, easy fitting
- bolted joint: precise, zero backlash operation of pliers
- internal opening spring, protected and captive
- non-slip plastic coating on the handles
- Pliers body: chrome vanadium electric steel, forged, oil-hardened
- Inserted tips: spring steel wire, drawn

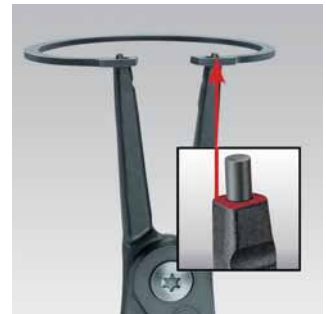
49 31 A0 / A1 / A2 / 49 41 A01
 with overexpansion guard (adjustable using end stop); adjustment using Allen screw; ideal for series production as excessive expansion of rings is effectively prevented

Style 3
 DIN 5254 A; straight tips; with overexpansion guard

Style 4
 DIN 5254 B; 90° angled tips; with overexpansion guard



Spring inside the joint: the spring is protected inside the precisely bolted joint. It does not hinder work and cannot get dirty or lost.



KNIPEX-Precision Circlip Pliers: fit circlips without distortion; easy and quick assembling



Bolted joint:
 high precision and smooth action



Conventional Circlip Pliers: distortion of the circlip when widening the circlip

Article No.	EAN 4003773-	↔ mm		Style	Pliers	Handles	Size of shaft Ø mm	Tips Ø mm	⚖ g
49 11 A0	048718	140	MM	1	grey atramentized	with non-slip plastic coating	3 - 10	0.9	101
49 11 A1	048725	140					10 - 25	1.3	100
49 11 A2	048732	180					19 - 60	1.8	170
49 11 A3	048749	225					40 - 100	2.3	270
49 11 A4	048756	320					85 - 140	3.2	599
49 21 A01	048817	130	$\angle 90^\circ$ MM	2	grey atramentized	with non-slip plastic coating	3 - 10	0.9	100
49 21 A11	048824	130					10 - 25	1.3	102
49 21 A21	048831	165					19 - 60	1.8	169
49 21 A31	048848	210					40 - 100	2.3	272
49 21 A41	048855	305					85 - 140	3.2	601
49 31 A0	061748	140	MM	3	grey atramentized	with non-slip plastic coating	3 - 10	0.9	103
49 31 A1	073895	140					10 - 25	1.3	100
49 31 A2	073901	180					19 - 60	1.8	170
49 41 A01	061755	130	$\angle 90^\circ$ MM	4	grey atramentized	with non-slip plastic coating	3 - 10	0.9	102

CIRCLIP PLIERS

44

Circlip Pliers

for large internal circlips



- for assembling circlips into bores within the range of Ø 122 - 400 mm
- with locking device, can be released
- with replaceable tips made of tempered steel
- black powder coated
- Pliers body: rolled steel, high-strength
- Tips: special tool steel, oil-hardened

Style 1

DIN 5256 C, straight tips

Style 2

DIN 5256 D; 90° angled tips

44 10 J6



Article No.	EAN 4003773-	↔ mm		Style	Pliers	Size of bore Ø mm	Tips Ø mm	⚖ g
44 10 J5	024910	570	○	1	black powder-coated	122 - 300	3.5	1738
44 10 J6	024927	580	○	1	black powder-coated	252 - 400	4.5	1755
44 20 J51	024958	590	○	2	black powder-coated	122 - 300	3.5	1803
44 20 J61	024965	600	○	2	black powder-coated	252 - 400	4.5	1723

44 19 J5	024934	1 pair of spare tips for 44 10 J5						
44 19 J6	024941	1 pair of spare tips for 44 10 J6						
44 29 J51	024972	1 pair of spare tips for 44 20 J51						
44 29 J61	024989	1 pair of spare tips for 44 20 J61						

46

Circlip Pliers

for large external circlips



- for assembling circlips on shafts within the range of Ø 122 - 400 mm
- with locking device, can be released
- with replaceable tips made of tempered steel
- black powder coated
- Pliers body: rolled steel, high-strength
- Tips: special tool steel, oil-hardened

Style 1

DIN 5254 A; straight tips

Style 2

DIN 5254 B; 90° angled tips

46 10 A5



Article No.	EAN 4003773-	↔ mm		Style	Pliers	Size of shaft Ø mm	Tips Ø mm	⚖ g
46 10 A5	024996	560	○	1	black powder-coated	122 - 300	3.5	1773
46 10 A6	025009	570	○	1	black powder-coated	252 - 400	4.5	1795
46 20 A51	025023	570	○	2	black powder-coated	122 - 300	3.5	1832
46 20 A61	025030	580	○	2	black powder-coated	252 - 400	4.5	1826

46 19 A5	024316	1 pair of spare tips for 46 10 A5						
46 19 A6	025016	1 pair of spare tips for 46 10 A6						
46 29 A51	025047	1 pair of spare tips for 46 20 A51						
46 29 A61	025054	1 pair of spare tips for 46 20 A61						

46

Circlip Tool

for large internal and external circlips up to 1000 mm



46 10 100



manually operable



machine operable



replaceable inserts for internal and external circlips

Article No.	EAN 4003773-		Size of bore Ø mm	Size of shaft Ø mm	g
46 10 100	075417	⊖ ⊕	400 - 1000	400 - 1000	2200

- universally usable for large circlips with diameters of 400 - 1000 mm
- reliable opening and closing of the circlips and holding by self-locking precision spindle drive
- for fitting and removing circlips
- circlips are reliably caught thanks to short, direct attachment
- replaceable tips having working ends with diameters of 6 and 9 mm, for perfect adaption to the handling bores in the circlips
- optional operation by hand, with Allen key, ratchet wrench or cordless screwdriver
- areas of application are heavy engines where very high forces and torques are transmitted with large shafts and bearings, e.g. wind turbines, tidal power stations, generator construction, hydropower stations, large machine construction (rolling mills, presses), ship-building, aerospace
- tool in a plastic case with foam insert
- tip material: chrome-vanadium electric steel



CIRCLIP PLIERS

45

Special Retaining Ring Pliers

for retaining rings on shafts

DIN ISO 5743



- for fitting horseshoe-shaped spring retaining rings and circlips without grip holes
- for shaft retaining devices
- with opening spring
- Chrome vanadium electric steel, forged, oil-hardened



45 10 170



45 10 170



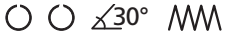
45 21 200



45 21 200



45 21 200



45 10 170

for retaining rings with a minimum ring split gap of 3.6 mm

45 21 200

angled jaws with centering hole; for snap rings larger than 12.0 mm dia., e.g. for securing cardan shafts in a motor vehicle; minimum ring split gap of the rings 2.2 mm

Article No.	EAN 4003773-	↔ mm		Pliers	Handles	g
45 10 170	017370	170	○ ○ ⊗ M	burnished		156
45 21 200	031208	200	○ ○ ∠30° M	burnished	plastic coated	186

45 10 170

for retaining rings with a minimum ring split gap of 3.6 mm

45 21 200

angled jaws with centering hole; for snap rings larger than 12.0 mm dia., e.g. for securing cardan shafts in a motor vehicle; minimum ring split gap of the rings 2.2 mm

46

Circlip Pliers

for grip rings on shafts


DIN ISO 5743



- for fitting grip rings on shafts from 1.5 - 30 mm dia.
- with opening spring
- solid style, forged
- non-slip, solid tips
- Pliers body and tips: chrome vanadium steel, forged, oil-hardened



46 11 G0



46 11 G2



46 11 G0

for rings of 1.5 - 4.0 mm dia., with adjustable stop screw to prevent overstretching

Article No.	EAN 4003773-	↔ mm		Pliers	Head	Handles	Size of shaft Ø mm	Tips Ø mm	g
46 11 G0	047896	140	○ M	black atramentized	polished	plastic coated	1.5 - 4.0	0.9	87
46 11 G1	031062	140	○ M	black atramentized	polished	plastic coated	4.0 - 7.0	1.3	85
46 11 G2	031079	140					5.0 - 13.0	1.8	85
46 11 G3	031086	140					14.0 - 18.0	2.3	86
46 11 G4	031093	180					20.0 - 30.0	3.2	134

CIRCLIP PLIERS

00
19

Circlip Pliers Sets 4 parts



00 19 56












00 19 57



- tool roll made of hard-wearing polyester fabric
- with practical, adjustable quick-release fastener

00 19 56
four common Circlip Pliers for internal and external circlips

00 19 57
four common Precision Circlip Pliers for highest requirements

Article No.	EAN 4003773-		Style	Capacity Ø mm	Tips Ø mm	Quantity	g		
00 19 56	030973		Circlip Pliers Set 4 parts				670		
			44 11 J2	Circlip Pliers for internal circlips into bores	straight tips	19 - 60		1,8	1
			44 21 J21		angled tips	19 - 60		1,8	1
			46 11 A2	Circlip Pliers for external circlips on shafts	straight tips	19 - 60		1,8	1
	46 21 A21	angled tips	19 - 60		1,8	1			
00 19 57	050056		Precision Circlip Pliers Set 4 parts				665		
			48 11 J1	Precision Circlip Pliers for internal circlips into bores	straight tips	12 - 25		1,3	1
			48 11 J2			19 - 60		1,8	1
			49 11 A1	Precision Circlip Pliers for external circlips on shafts	straight tips	10 - 25		1,3	1
	49 11 A2	19 - 60	1,8			1			





00
20

Set of pliers in a foam tray



00 20 01 V02
six precision circlip pliers in a foam tray

- in a foam tray for workbenches and tool trolleys
- clearly organised storage of tools
- precisely-sized recesses for holding the pliers
- foam tray dimensions (L x W x H): 335 x 165 x 33 mm
- Material: two colour, closed pore foam

Article No.	EAN 4003773-			Capacity Ø mm	Tips Ø mm	Quantity	g	
00 20 01 V02	069652		Circlip Pliers Set 6 circlip pliers in a foam tray				915	
			48 11 J1	Precision Circlip Pliers for internal circlips into bores	straight tips	12 - 25	1,3	1
			48 11 J2			19 - 60	1,8	1
			48 21 J21	Precision Circlip Pliers for external circlips on shafts	straight tips	19 - 60	1,8	1
			49 11 A1			10 - 25	1,3	1
			49 11 A2	19 - 60	1,8	1		
			49 21 A21	19 - 60	1,8	1		

00
20

Precision Circlip Pliers Sets



00 20 03 SB
○ ○



00 20 04 SB
○ ○

- attractive sales packaging with Euro standard perforation
- contains common Precision Circlip Pliers for highest requirements
- sturdy plastic packaging, also suitable for storage of the pliers

Article No.	EAN 4003773-			Style	Capacity Ø mm	Tips Ø mm	Quantity	g
00 20 03 SB	050100		Precision Circlip Pliers Set					685
		○ ○	48 11 J1 Precision Circlip Pliers for internal circlips into bores	straight tips	12 - 25	1.3	1	
			48 11 J2 Precision Circlip Pliers for internal circlips into bores		19 - 60	1.8	1	
		○ ○	49 11 A1 Precision Circlip Pliers for external circlips on shafts	straight tips	10 - 25	1.3	1	
			49 11 A2 Precision Circlip Pliers for external circlips on shafts		19 - 60	1.8	1	
00 20 04 SB	062417		Precision Circlip Pliers Set					1275
		○ ○	48 11 J1 Precision Circlip Pliers for internal circlips into bores	straight tips	12 - 25	1.3	1	
			48 11 J2 Precision Circlip Pliers for internal circlips into bores		19 - 60	1.8	1	
		○ ○	49 11 A1 Precision Circlip Pliers for external circlips on shafts	straight tips	10 - 25	1.3	1	
			49 11 A2 Precision Circlip Pliers for external circlips on shafts		19 - 60	1.8	1	
		○ ○	48 21 J11 Precision Circlip Pliers for internal circlips into bores	angled tips	12 - 25	1.3	1	
		∠90°	48 21 J21 Precision Circlip Pliers for internal circlips into bores		19 - 60	1.8	1	
		○ ○	49 21 A11 Precision Circlip Pliers for external circlips on shafts		12 - 25	1.3	1	
			∠90°	49 21 A21 Precision Circlip Pliers for external circlips on shafts	angled tips	19 - 60	1.8	

00
21

Precision-Circlip Pliers Set



00 21 25
○ ○

- high quality, shock-resistant plastic case
- contains common Precision Circlip Pliers for highest requirements
- precisely-sized recesses for holding the pliers
- clearly organised storage of tools
- dimensions, (W x H x D): 260 x 80 x 210 mm

Article No.	EAN 4003773-			Style	Capacity Ø mm	Tips Ø mm	Quantity	g
00 21 25	050131		Precision-Circlip Pliers set					685
		○ ○	48 11 J1 Precision Circlip Pliers for internal circlips into bores	straight tips	12 - 25	1.3	1	
			48 11 J2 Precision Circlip Pliers for internal circlips into bores		19 - 60	1.8	1	
		○ ○	49 11 A1 Precision Circlip Pliers for external circlips on shafts	straight tips	10 - 25	1.3	1	
			49 11 A2 Precision Circlip Pliers for external circlips on shafts		19 - 60	1.8	1	
○ ○	48 21 J11 Precision Circlip Pliers for internal circlips into bores	angled tips	12 - 25	1.3	1			
∠90°	48 21 J21 Precision Circlip Pliers for internal circlips into bores		19 - 60	1.8	1			
○ ○	49 21 A11 Precision Circlip Pliers for external circlips on shafts		10 - 25	1.3	1			
	∠90°	49 21 A21 Precision Circlip Pliers for external circlips on shafts	angled tips	19 - 60	1.8	1		

00
20

Circlip Pliers Sets



00 20 03 V02
○ ○



00 20 04 V01
○ ○

- attractive sales packaging with Euro standard perforation
- contains common Circlip Pliers for highest requirements
- sturdy plastic packaging, also suitable for storage of the pliers

Article No.	EAN			Style	Capacity Ø mm	Tips Ø mm	Quantity	g
00 20 03 V02	4003773-077640		Circlip Pliers Set					580
		○	44 11 J1 Circlip Pliers for internal circlips into bores	straight tips	12 - 25	1.3	1	
			44 11 J2 for internal circlips into bores		19 - 60	1.8	1	
		○	46 11 A1 Circlip Pliers for external circlips on shafts		10 - 25	1.3	1	
			46 11 A2 for external circlips on shafts		19 - 60	1.8	1	
00 20 04 V01	4003773-077633		Circlip Pliers Set					1060
		○	44 11 J1 Circlip Pliers for internal circlips into bores	straight tips	12 - 25	1.3	1	
			44 11 J2 for internal circlips into bores		19 - 60	1.8	1	
		○	46 11 A1 Circlip Pliers for external circlips on shafts		10 - 25	1.3	1	
			46 11 A2 for external circlips on shafts		19 - 60	1.8	1	
		○ ∠90°	44 21 J11 Circlip Pliers for internal circlips into bores	angled tips	12 - 25	1.3	1	
			44 21 J21 for internal circlips into bores		19 - 60	1.8	1	
		○ ∠90°	46 21 A11 Circlip Pliers for external circlips on shafts		10 - 25	1.3	1	
			46 21 A21 for external circlips on shafts		19 - 60	1.8	1	





DREAMS GROWING TOWARDS HEAVEN

Higher, bigger, more daring – architecture has always been driven by these aspirations. Today dreams become amazing buildings which realize artistic visions and explore what is technically feasible. The higher buildings reach into the clouds, the greater the load they must be able to withstand. Reinforcing steel is therefore used inside concrete elements to provide stability and flexibility. KNIPEX-Concreters' Nippers are used throughout the world to achieve spectacular architectural projects.



Carpenters' Pincers, Concreters' Nippers

Carpenters' Pincers	74
Hammerhead Style Carpenters' Pincers	74
Farriers' Pincers (Tear-off Pliers for vehicle bodywork)	75
Potters' Pincers (Brick Pincers)	75
End Cutting Nippers	75
Concreters' Nippers (Tower Pincers, Steel Fixers' Nippers)	76
High Leverage Concreters' Nippers	77



Reinforced steel mesh construction is manual work – throughout the world, in the most diverse buildings. KNIPEX-Concreters' Nippers offer builders a powerful, ergonomic solution for their production.



CARPENTERS' PINCERS

50

Carpenters' Pincers

DIN ISO 9243



50 00 210



50 01 225



- for heaviest duty
- specially favoured by craftsmen for their precise workmanship
- extreme wear resistance and well balanced
- cutting edges additionally hardened; cutting edge hardness approx. 60 HRC
- Special tool steel, forged, oil-hardened



Article No.	EAN 4003773-	↔ mm		Pliers	Head	Handles	Cutting capacities	
							Ø mm	g
50 00 160	013129	160					1.8	215
50 00 180	013136	180					2.0	303
50 00 210	013143	210	✓	black atramentized	polished		2.2	398
50 00 225	013150	225					2.2	427
50 00 250	013167	250					2.2	563
50 00 300	015710	300					2.4	862
50 01 160	015802	160					1.8	223
50 01 180	016021	180					2.0	316
50 01 210	016052	210	✓	black atramentized	polished	plastic coated	2.2	411
50 01 225	016083	225					2.2	437
50 01 250	016267	250					2.2	583
50 01 300	016915	300					2.4	903

51

Hammerhead Style Carpenters' Pincers

DIN ISO 9243



51 01 210



- with striking face to hammer down nails
- cutting edges additionally hardened; cutting edge hardness approx. 60 HRC
- Special tool steel, forged, oil-hardened



Multi-functional: driving in and pulling nails

Article No.	EAN 4003773-	↔ mm		Pliers	Head	Handles	g
51 01 210	023104	210	✓	black atramentized	polished	plastic coated	413

55

Farriers' Pincers

(Tear-off Pliers for vehicle bodywork)

DIN ISO 5743



55 00 300



- the ideal pliers for the farrier
- with small head and anvil for redirecting horseshoe-nails
- also suitable for dismantling work in vehicle body workshops
- cutting edges additionally hardened; cutting edge hardness approx. 59 HRC
- Special tool steel, forged, oil-hardened



Article No.	EAN	↔ mm		Pliers	Head	mm	g
55 00 300	4003773-014072	300		black atramentized	polished	20.0	786

58

Potters' Pincers (Brick Pincer)

DIN ISO 5743



58 30 225



- for pottery work
- with wire cutter for soft wire
- cutting edges additionally hardened; cutting edge hardness approx. 59 HRC
- Special tool steel, forged, oil-hardened

Article No.	EAN	↔ mm		Pliers	Head	Head width mm	g
58 30 225	4003773-014331	225		black atramentized	polished	20.0	347

68

End Cutting Nippers



68 01 180



- with cutting edges for soft and hard wire
- also suitable for twisting and cutting binding wire
- cutting edges additionally induction hardened, cutting edge hardness approx. 61 HRC
- High-grade special tool steel, forged, oil-hardened



Also suitable for wire netting in reinforced concrete construction

Article No.	EAN	↔ mm		Pliers	Head	Handles	Cutting capacities			
							Ø mm	Ø mm	Ø mm	g
68 01 160	013792	160		black atramentized	polished	plastic coated	4.0	2.8	2.3	202
68 01 180	013808	180					4.0	3.2	2.5	284
68 01 200	013815	200					4.0	3.5	2.8	319
68 01 280	077664	280					4.5	4.0	3.2	467

99
0

Concreters' Nippers

(Tower Pincers, Steel Fixers' Nippers)

DIN ISO 9242

- to twist and cut wire in one operation: fast, reliable and economical
- unobtained precision and long service life make these the most widely purchased concreters' nippers in the world
- cutting edges additionally hardened; cutting edge hardness approx. 61 HRC
- High-grade special tool steel, forged, oil-hardened



99 00 220 K12

99 00 220 K12
with 12 mm head, particularly suitable for tile paving work



Article No.	EAN 4003773-	↔ mm		Pliers	Head	Handles	Cutting capacities		⚖ g
							○ Ø mm	◐ Ø mm	
99 00 200	014393	200					1.8	1.4	230
99 00 220	013273	220					2.4	1.6	315
99 00 250	013280	250	✔	black atramentized	polished		2.4	1.6	400
99 00 280	014096	280					2.8	1.8	455
99 00 300	014409	300					3.1	1.8	510
99 00 220 K12	027812	220	✔	black atramentized	polished		2.4	1.6	315
99 01 200	021452	200					1.8	1.4	247
99 01 220	021469	220					2.4	1.6	334
99 01 250	021483	250	✔	black atramentized	polished	plastic coated	2.4	1.6	429
99 01 280	021490	280					2.8	1.8	499
99 01 300	014416	300					3.1	1.8	548
99 04 220	048398	220					2.4	1.6	321
99 04 250	048213	250	✔	nickel plated			2.4	1.6	398
99 04 280	048220	280					2.8	1.8	457

CONCRETERS' NIPPERS

99
1

High Leverage Concreters' Nippers

high lever transmission

DIN ISO 9242



99 10 250



99 10 300



99 11 300



99 14 250



99 14 300



25 % less effort required compared to conventional concreters' nippers of the same size

Extra-slim form for tying deep mounted steel rods

- to lace concrete reinforcing steel with binding wire from a roll
- wire is twisted and cut in a single pass
- high-leverage joint, minimising strain, even when thick binding wires are used
- the high damping of the cutting stroke on cutting through the binding wire reduces the strain on tendons and muscles
- cutting edges additionally hardened; cutting edge hardness approx. 61 HRC
- High-grade special tool steel, forged, oil-hardened



Article No.	EAN 4003773-	↔ mm		Pliers	Head	Handles	Cutting capacities		Head width mm	⚖ g
							Ø mm	Ø mm		
99 10 250	071396	250		black atramentized	polished		3.3	1.8	23.0	350
99 10 300	022398	300		black atramentized	polished		3.8	2.0	25.0	501
99 11 250	071402	250		black atramentized	polished	plastic coated	3.3	1.8	23.0	350
99 11 300	042365	300		black atramentized	polished		3.8	2.0	25.0	537
99 14 250	071419	250		nickel plated			3.3	1.8	23.0	350
99 14 300	028116	300		nickel plated			3.8	2.0	25.0	499



FIRED UP FOR RESCUE

When it comes to rescuing life and limb, every movement must be just right. This challenge is faced by firefighters day to day. Any obstacles in their way, such as a locked access point, present an immediate danger to those affected. In such situations, overcoming the hurdle quickly is what really counts. This is where the strength and durability of KNIPEX-Bolt Cutters help to save lives by effortlessly cutting through a padlock.



Cutting Pliers

Diagonal Cutters for plastics	80
Diagonal Cutter for fibre optics	80
Diagonal Cutters	82
Diagonal Cutters for electromechanics	84
X-Cut®	85
High Leverage Diagonal Cutters	86
TwinForce®	88
High Leverage Centre Cutters	89
CoBolt®	90
Bolt Cutters	92
Concrete Mesh Cutter	93
Bolt End Cutting Nippers	94
High Leverage End Cutting Nippers	94
End Cutting Nippers	95
End Cutting Nippers for mechanics	95



Fire fighting tools are intended for situations where it comes to life and death. The use of KNIPEX-Bolt Cutters during deployments ensures that obstacles can be overcome quickly.



CUTTING PLIERS

72

Diagonal Cutters for plastics

DIN ISO 5743



72 01 160



72 02 125



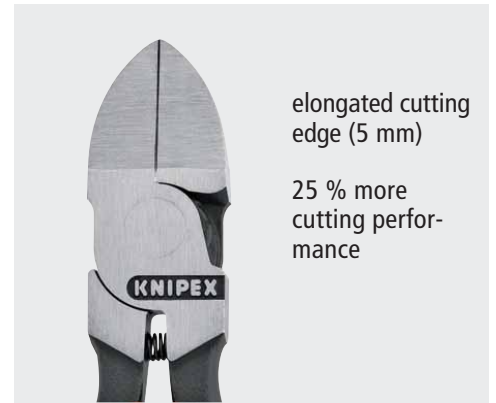
72 11 160
 $\sphericalangle 45^\circ$



72 21 160
 $\sphericalangle 85^\circ$

- cutting face flush ground
- for nearly flush cutting of moulded plastic components from sprues
- cuts soft materials such as lead in a flush cut
- with opening spring
- Vanadium electric steel; forged, oil-hardened

72 01 160
 with elongated cutting edge



elongated cutting edge (5 mm)

25 % more cutting performance

Article No.	EAN	↔ mm		Head	Handles	⚖ g
72 01 140	4003773-043713	140				125
72 01 160	041245	160		polished	plastic coated	164
72 01 180	046837	180				193
72 02 125	044215	125		polished	with multi-component grips	109
72 11 160	046813	160	$\sphericalangle 45^\circ$	polished	plastic coated	156
72 21 160	046820	160	$\sphericalangle 85^\circ$	polished	plastic coated	165

72
51


Diagonal Cutter for fibre optics

DIN ISO 5743



72 51 160

- specially developed for cutting fibre optics (glass fibre cables)
- with elongated cutting edge
- cutting face flush ground
- cutting edges additionally induction hardened
- with opening spring
- Vanadium electric steel; forged, oil-hardened



Article No.	EAN	↔ mm		Head	Handles	⚖ g
72 51 160	4003773-028031	160		polished	plastic coated	166

KNIPEX WORLD OF DIAGONAL CUTTERS

With its four tailor-made diagonal cutters, KNIPEX provides solutions for every application. An extraordinary variety ensures an excellent response from the "KNIPEX World of diagonal cutters" to whatsoever specification.

KNIPEX-Diagonal Cutter

The classic model. The indispensable cutting tool for versatile use.

KNIPEX-High Leverage Diagonal Cutter

The robust. For very tough, continuous use.

KNIPEX X-Cut

The all-rounder. Compact and light. Powerful and precise.

KNIPEX TwinForce®

The superior model. For comfortable cutting, repetitive cutting or extremely hard cutting jobs.

TwinForce®



The reapplying cutter

Double-hinged design
Hand force is multiplied by 39

Diagonal Cutter



Long cutting edges for cutting cable;
also precise enough for the finest
stranded wires
Hand force is multiplied by 9

High Leverage Diagonal Cutter



Forged on hinged joint for robust use
Hand force is multiplied by 13

X-Cut®



Box joint:
greatest stability with little weight
Hand force is multiplied by 16



* notch – reapply – cut through

70

Diagonal Cutters

- the indispensable diagonal cutter for all-round use
- high quality material and precise workmanship for long service life
- precision cutting edges for soft and hard wire
- clean cutting of thin copper wires, also at the cutting-edge tips
- cutting edges additionally induction hardened, cutting edge hardness approx. 62 HRC
- narrow head style for use in confined areas
- Vanadium electric steel; forged, oil-hardened



70 01 160



70 02 160



70 05 160




70 06 160



70 07 160



70 15 110




Slim head style and precise cut at blade tips: Advantageous when working in confined areas



Cuts fine wires cleanly along the complete length of the blades

CUTTING PLIERS




Article No.	EAN 4003773-	↔ mm		Pliers	Head	Handles	Cutting capacities			
							⊘ mm	⊘ mm	⊘ mm	g
70 01 110	014324	110					3.0	2.0	1.2	80
70 01 125	013402	125					3.0	2.3	1.5	80
70 01 140	013419	140	✂	black atramentized	polished	plastic coated	4.0	2.5	1.8	126
70 01 160	013426	160					4.0	2.8	2.0	171
70 01 180	018070	180					4.0	3.0	2.5	200
70 02 125	034025	125					3.0	2.3	1.5	119
70 02 140	023098	140	✂	black atramentized	polished	with multi-component grips	4.0	2.5	1.8	150
70 02 160	034032	160					4.0	2.8	2.0	206
70 02 180	034049	180					4.0	3.0	2.5	252
70 05 125	039501	125					3.0	2.3	1.5	119
70 05 140	039488	140	✂	chrome plated		with multi-component grips	4.0	2.5	1.8	154
70 05 160	039600	160					4.0	2.8	2.0	207
70 05 180	043706	180					4.0	3.0	2.5	246
70 06 125	018124	125					3.0	2.3	1.5	121
70 06 140	040293	140	⚡ 1000V	chrome plated		insulated with multi-component grips, VDE-tested	4.0	2.5	1.8	160
70 06 160	021995	160	⚡ 1000V	chrome plated			4.0	2.8	2.0	216
70 06 180	033813	180					4.0	3.0	2.5	254
70 07 160	018155	160	⚡ 1000V	chrome plated		with dipped insulation, VDE-tested	4.0	2.8	2.0	227
70 07 180	018179	180	⚡ 1000V	chrome plated			4.0	3.0	2.5	269
70 11 110	018193	110	✂	black atramentized	polished	plastic coated	3.0	2.0	1.2	91
70 15 110	029649	110	✂	chrome plated		with multi-component grips	3.0	2.0	1.2	98
70 26 160	018223	160	⚡ 1000V	chrome plated		insulated with multi-component grips, VDE-tested	4.0	1.6		216

CUTTING PLIERS

76

Diagonal Cutters for electromechanics

DIN ISO 5749



76 01 125
✂️ 🟢



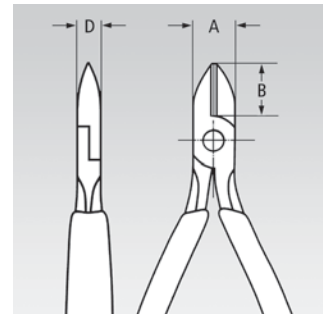
76 05 125
✂️ 🟢

- with sharp, precisely aligned cutting edges for soft, hard wire and piano wire
- cutting edges additionally induction hardened, cutting edge hardness approx. 63 HRC
- lap joint
- Vanadium electric steel; forged, oil-hardened

76 12 125
low-friction double spring for gentle and even opening

76 22 125
without bevel for flush cutting of soft wires;
low-friction double spring for gentle and even opening

76 81 125
particularly tapered head with small bevel for work in confined areas
(cable harnesses, multiple stranded wires)



Article No.	EAN 4003773-	↔ mm	✂️ 🟢	Pliers	Head	Handles	Cutting capacities				Dimensions			⚖ g
							⊘ mm	⊘ mm	⊘ mm	⊘ mm	A mm	B mm	D mm	
76 01 125	018490	125	✂️ 🟢	black atramentized	polished	plastic coated	0.4 - 3.0	2.3	1.5	0.6	14.5	16	9	90
76 03 125	018506	125	✂️ 🟢	chrome plated		plastic coated	0.4 - 2.5	1.8	1.0	0.6	14.5	16	9	90
76 05 125	005315	125	✂️ 🟢	chrome plated		with multi-component grips	0.4 - 2.5	1.8	1.0	0.6	14.5	16	9	118
76 12 125	048015	125	✂️ 🟢	black atramentized	polished	with multi-component grips	0.4 - 2.5	1.8	1.0	0.6	14.5	16	9	112
76 22 125	048022	125	✂️ 🟢	black atramentized	polished	with multi-component grips	0.4 - 2.5				14.5	16	9	107
76 81 125	018544	125	✂️ 🟡	black atramentized	polished	plastic coated	0.4 - 1.7	1.3	0.8		14.5	16	9	87

CUTTING PLIERS

73

KNIPEX X-Cut®

Compact Diagonal Cutters, high lever transmission



73 02 160



73 05 160




73 06 160



40 % less effort required compared to diagonal cutters of the same length. With double mounted hinged joint

Compact and 20 % less weight. Powerful and precise.
Cuts finest strands as well as multi-core cables and piano wires

- box-joint design: highest stability with low weight
- doubly supported joint axis for heaviest duty
- high cutting capacity with very little effort thanks to the optimum coordination of cutting-edge angle and leverage ratio
- large opening width for thicker cables
- cuts precisely, even through fine copper wires
- compact, low-weight construction
- universally usable, in the assembly, maintenance and production
- Chrome vanadium heavy-duty steel, forged, oil-hardened



Article No.	EAN 4003773-	↔ mm		Pliers	Head	Handles	Cutting capacities					g
							∅ mm	∅ mm	∅ mm	∅ mm	∅ mm	
73 02 160	075127	160		black atramentized	polished	with multi-component grips	4.8	3.8	2.7	2.2	12.0	175
73 05 160	075134	160		chrome plated		with multi-component grips	4.8	3.8	2.7	2.2	12.0	175
73 06 160	075141	160		chrome plated		insulated with multi-component grips, VDE-tested	4.8	3.8	2.7	2.2	12.0	175



74

High Leverage Diagonal Cutters

DIN ISO 5749



74 01 200



74 02 250



74 05 200



74 06 200

1000V  



74 12 180



Style 1
with opening spring; to be activated if required



74 21 200

$\sphericalangle 12^\circ$ 

Style 2
angled head offers clearance for gripping



74 07 200

1000V  



20 % less effort required compared to conventional diagonal cutters of the same length.
With integrated forged joint axle.

- for very tough, continuous use
- high cutting performance with minimum effort due to optimum co-ordination of the cutting edge angle and transmission ratio
- precision cutting edges additionally induction hardened (cutting edge hardness approx. 64 HRC), for all sorts of wire including piano wire
- Chrome vanadium heavy-duty steel, forged, oil-hardened

Style 2

Length 250 mm

the 250-mm-long diagonal cutter is suitable for copper conductors up to 16 mm² and aluminium conductors up to 35 mm²



74 12: opening spring in deactivated position



74 12: just gentle sliding with your thumb will activate the opening spring



CUTTING PLIERS



Article No.	EAN 4003773-	↔ mm		Style	Pliers	Head	Handles	Cutting capacities			⚖ g
								Ø mm	Ø mm	Ø mm	
74 01 140	039747	140						3.1	2.0	1.5	131
74 01 160	033141	160						3.4	2.5	2.0	178
74 01 180	022008	180	✂	0	black atramentized	polished	plastic coated	3.8	2.7	2.2	241
74 01 200	034056	200						4.2	3.0	2.5	263
74 01 250	034063	250						4.6	3.5	3.0	391
74 02 140	042419	140						3.1	2.0	1.5	157
74 02 160	023081	160						3.4	2.5	2.0	209
74 02 180	023074	180	✂	0	black atramentized	polished	with multi-component grips	3.8	2.7	2.2	273
74 02 200	040309	200						4.2	3.0	2.5	304
74 02 250	042402	250						4.6	3.5	3.0	437
74 05 140	039617	140						3.1	2.0	1.5	157
74 05 160	022961	160						3.4	2.5	2.0	209
74 05 180	022978	180	✂	0	chrome plated		with multi-component grips	3.8	2.7	2.2	270
74 05 200	035367	200						4.2	3.0	2.5	303
74 05 250	039754	250						4.6	3.5	3.0	440
74 06 160	040705	160						3.4	2.5	2.0	215
74 06 180	022985	180						3.8	2.7	2.2	280
74 06 200	033820	200	⚠ 1000 V ⚡ ⚙	0	chrome plated		insulated with multi-component grips, VDE-tested	4.2	3.0	2.5	308
74 06 250	041955	250						4.6	3.5	3.0	453
74 07 200	018414	200						4.2	3.0	2.5	328
74 07 250	018421	250	⚠ 1000 V ⚡ ⚙	0	chrome plated		with dipped insulation, VDE-tested	4.6	3.5	3.0	510
74 12 160	065111	160	✂	1	black atramentized	polished	with multi-component grips	3.4	2.5	2.0	209
74 12 180	060192	180	✂					3.8	2.7	2.2	273
74 21 180	069973	180						3.8	2.7	2.2	235
74 21 200	050483	200	∠12° ✂	2	chrome plated	polished	plastic coated	4.2	3.0	2.5	258
74 21 250	045021	250						4.6	3.5	3.0	390
74 22 200	051831	200						4.2	3.0	2.5	300
74 22 250	071372	250	∠12° ✂	2	black atramentized	polished	with multi-component grips	4.6	3.5	3.0	437

73
7

KNIPEX TwinForce®

High Performance Diagonal Cutter

DIN ISO 5749

PATENTED



73 71 180



73 72 180



73 72 180 F



Extremely easy cutting with little strain:
cuts again 50 % easier than the tried and tested KNIPEX high leverage diagonal cutters

NEW for diagonal cutters:
The option to reapply the tool. The KNIPEX TwinForce® cuts even 4 mm thick wire without great effort when reapplied two or three times. Conventional high leverage diagonal cutters either cannot cut these diameters or only with very great effort.

The superior High-Leverage Diagonal Cutter with patented double joint

- ideal transmission of force due to double-hinged design
- reliably cuts all types of wire, including steel tape
- for rough or very fine cutting
- low cutting impact: gentle on hands.
The tension on muscles and tendons is relieved
- for comfortable cutting, repetitive cutting or extremely hard cutting jobs
- high degree of stability and zero-backlash due to precisely milled forged-in axles
- Chrome vanadium heavy-duty steel, forged, oil-hardened

Art.-Nr. 73 72 180 F

Additional version with opening spring to simplify reapplication and for repetitive cutting



The High Performance Diagonal Cutter with opening spring to simplify reapplication and for repetitive cutting



The opening spring can be easily activated and deactivated by a press of the thumb



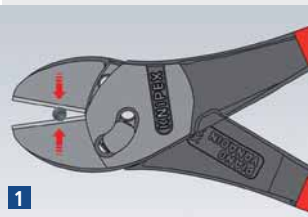
The revolutionary lever action design of KNIPEX TwinForce®, patented



TwinForce®

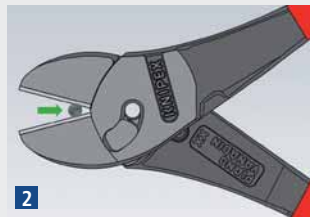
CUTTING PLIERS

Reapplying



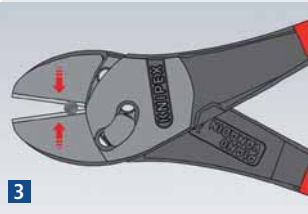
1

Insert the wires as close to the hinge as possible. In case of cutters with very high transmission, the width of the gap between the cutting edges close to the fulcrum may be less than the thickness of the wire. Wires may slip forward when the cutting starts.



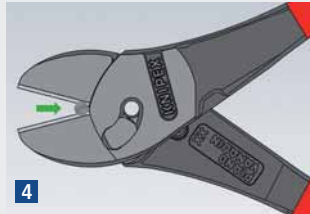
2

First make a notch in the wire using the KNIPEX TwinForce® until the required hand force increases considerably. Now open the pliers and slide the wire backwards towards the joint.



3

Continue cutting in the same location along the wire. Now cutting is much more easier because the wire remains in place closer to the fulcrum.



4

You can repeat this process if necessary.



Article No.	EAN 4003773-	↔ mm	Pliers	Head	Handles	Cutting capacities				g
						⊘ mm	⊘ mm	⊘ mm	⊘ mm	
73 71 180	074762	180	black atramentized	polished	plastic coated	5.5	4.6	3.2	3.0	255
73 72 180	074779	180	black atramentized	polished	with multi-component grips	5.5	4.6	3.2	3.0	280
73 72 180 F	077657	180	MM black atramentized	polished	with multi-component grips	5.5	4.6	3.2	3.0	280

74
91

High Leverage Centre Cutters

DIN ISO 5743



74 91 250



- with integrated forged axle for heaviest duty
- with precision cutting edges for soft, hard and piano wire
- cuts thick wires with less effort than other diagonal cutters of the same length
- centric precision cutting edges
- high cutting performance with minimum effort due to optimum co-ordination of the cutting edge angle and transmission ratio
- cutting edges additionally induction hardened, cutting edge hardness approx. 64 HRC
- Chrome vanadium heavy-duty steel, forged, oil-hardened

The cutting edges are in the centre of the cutter head



Article No.	EAN 4003773-	↔ mm	Pliers	Head	Handles	Cutting capacities				g
						⊘ mm	⊘ mm	⊘ mm	⊘ mm	
74 91 250	034070	250	black atramentized	polished	plastic coated	5.0	5.0	3.8	3.5	395

CUTTING PLIERS

71


KNIPEX CoBolt® Compact Bolt Cutters

DIN ISO 5743

Clever muscle man



71 01 200



71 02 200



71 12 200



71 22 200

∠20°



71 41 200

∠20°



60 % less effort required compared to conventional high-leverage diagonal cutters

The ingenious lever-action mechanism ensures an extremely favourable lever ratio with very little friction. The cutting force is about 20 times higher than the hand force applied.

Improved cutting performance

Micro-structured cutting edge allows easy cutting of large cross-sections

With gripping surface below the joint for gripping and pulling wires with a diameter as from 1 mm

- precision cutting edges for soft and hard wire as well as piano wire
- cuts components like bolts, nails, rivets, etc. up to 5.2 mm dia.
- exceptional cutting performance with minimum effort because of unsurpassedly effective lever action design
- cutting edges additionally induction hardened, cutting edge hardness approx. 64 HRC
- Chrome vanadium heavy-duty steel, forged, oil-hardened

71 02 200

with slim two-colour multi-component sleeves without collar for better handling and easier transport; with large contact surface on the handles for better allotment of pressure and more comfort at work

71 12 200 / 71 22 200 / 71 32 200

opening spring and locking device are integrated in the handles also for comfortable work and protected transport

Style 2

20° angled head with single-sided joint bar and diagonal cutting edge for flush cutting; with space for gripping

Style 3

the recess in the blade allows easier cutting of thicker wires, e.g. for anchor bolts in false ceilings



Style 4

the recess in the blade allows easier cutting of thicker wires, e.g. for anchor bolts in false ceilings; 20° angled head with single-sided joint bar and diagonal cutting edge for flush cutting; with space for gripping



CUTTING PLIERS

Micro-structured cutting edge allows easy cutting of large cross-sections

71 01/02/12 200



With gripping surface below the joint for gripping and pulling wires with a diameter as from 1 mm


71 01/02/12 200 and 71 31/32 200



CoBolt®



71 31/32/41 200: The cutting edge recess near the joint holds thicker wires in a favourable cutting position (optimum lever ratio). The re-positioning that is usual with bolt cutters is not needed here.



71 21/22/41 200: 20° angled head with single-sided joint bar and diagonal cutting edge for flush cutting; with space for gripping

Article No.	EAN 4003773-	↔ mm	Style	Pliers	Handles	Cutting capacities				g
						Ø mm	Ø mm	Ø mm	Ø mm	
71 01 200	033165	200	0	black atramentized	plastic coated	6.0	5.2	4.0	3.6	335
71 02 200	047056	200	0	black atramentized	with slim multi-component grips	6.0	5.2	4.0	3.6	372
71 12 200	066859	200	1	black atramentized	with slim multi-component grips	6.0	5.2	4.0	3.6	375
71 31 200	042327	200	3	black atramentized	plastic coated	6.0	5.2	4.0	3.6	330
71 32 200	066880	200	3	black atramentized	with slim multi-component grips	6.0	5.2	4.0	3.6	370
71 21 200	066866	200	2	black atramentized	plastic coated	6.0	5.2	4.0	3.6	320
71 22 200	066873	200	2	black atramentized	with slim multi-component grips	6.0	5.2	4.0	3.6	375
71 41 200	066897	200	4	black atramentized	plastic coated	6.0	5.2	4.0	3.6	335

71
72

Bolt Cutters

cuts hard components up to 48 HRC



71 72 460

- cutting capacity up to 48 HRC hardness
- robust cutting edges are additionally induction hardened, cutting-edge hardness approx. 62 HRC
- forged-in stopper with comfortable shock-absorber
- good access due to very flat construction of head and joint area
- ergonomically angled handles to minimise effort
- sturdy non-slip two-colour dual component handle sleeves
- precise adjustment (12 positions) by eccentric bolt
- high cutting performance with minimum effort due to optimum co-ordination of the cutting edge angle and transmission ratio
- bolted cutter head, replaceable
- Blade: chrome vanadium heavy-duty steel, forged, oil-hardened
- Joint: special tool steel, forged
- Handle: steel tube, powder-coated



71 72 610

71 72 760

71 72 910



Forged-in stopper with damping inserts: cushions the cutting stroke comfortably



Article No.	EAN 4003773-	↔ mm		Head	Handles	Cutting capacities			 g
						HRC 19 Ø mm	HRC 40 Ø mm	HRC 48 Ø mm	
71 72 460	066750	460		grey agramentized	with multi-component grips	8	6	5	2100
71 72 610	066767	610		grey agramentized	with multi-component grips	9	8	7	2550
71 72 760	066774	760		grey agramentized	with multi-component grips	11	9	8	4250
71 72 910	066781	910		grey agramentized	with multi-component grips	13	10	9	4950

71 79 460	066804	Spare cutter head for 71 72 460 complete with screws							
71 79 610	066811	Spare cutter head for 71 72 610 complete with screws							
71 79 760	066828	Spare cutter head for 71 72 760 complete with screws							
71 79 910	066835	Spare cutter head for 71 72 910 complete with screws							

71
82

Concrete Mesh Cutter



71 82 950

- cutting capacity up to 48 HRC hardness
- robust cutting edges are additionally induction hardened, cutting-edge hardness approx. 62 HRC
- forged-in stopper with comfortable shock-absorber
- good access due to very flat construction of head and joint area
- ergonomically angled handles to minimise effort
- sturdy non-slip two-colour dual component handle sleeves
- precise adjustment (12 positions) by eccentric bolt
- high cutting performance with minimum effort due to optimum co-ordination of the cutting edge angle and transmission ratio
- bolted cutter head, replaceable
- Blade: chrome vanadium heavy-duty steel, forged, oil-hardened
- Joint: special tool steel, forged
- Handle: steel tube, powder-coated



The special shape of the mesh cutter head, 71 82 950, enable it to cut structural steel that is lying down flat

Article No.	EAN 4003773-	↔ mm	Head	Handles	Cutting capacities			⚖ g
					HRC 19 Ø mm	HRC 40 Ø mm	HRC 48 Ø mm	
71 82 950	066798	950	grey atramentized	with multi-component grips	11	9	6	4060
71 89 950	066842	Spare cutter head for 71 82 950 complete with screws						



CUTTING PLIERS

61 Bolt End Cutting Nippers

high lever transmission

DIN ISO 5743



61 01 200
 $\sphericalangle 85^\circ$



61 02 200
 $\sphericalangle 85^\circ$

Powerful, compact, comfortable

- compared to conventional lever-assisted end cutting nippers, greater cutting capacity, less effort required and better handling
- for all classes of wire including piano wire
- exceptional cutting capacity due to high-leverage joint
- cutting edges additionally induction hardened; cutting edge hardness approx. 64 HRC
- Vanadium electric steel; forged, oil-hardened

61 02 200

with slim two-colour multi-component sleeves without collar for better handling and easier transport; with large contact surface on the handles for better allotment of pressure and more comfort at work



Extraordinary cutting performance: also for piano wire



Particularly efficient for fence construction



Almost flush cutting of bolts, nails etc.

Article No.	EAN 4003773-	↔ mm	$\sphericalangle 85^\circ$	Pliers	Head	Handles	Cutting capacities				
							☐ mm	◐ mm	◑ mm	○ mm	⚖ g
61 01 200	033172	200	$\sphericalangle 85^\circ$	black atramentized	polished	plastic coated	1.0 - 6.0	4.0	3.5	3.0	435
61 02 200	067047	200	$\sphericalangle 85^\circ$	black atramentized	polished	with slim multi-component grips	1.0 - 6.0	4.0	3.5	3.0	435

67 High Leverage End Cutting Nippers

DIN ISO 5748



67 01 200

- with cutting edges for soft, hard and piano wire
- high cutting capacity with little effort due to optimum coordination of cutting edge angle and transmission ratio
- cutting edges additionally induction hardened, cutting edge hardness approx. 64 HRC
- Chrome vanadium heavy-duty steel, forged, oil-hardened

Article No.	EAN 4003773-	↔ mm		Pliers	Head	Handles	Cutting capacities				
							☐ mm	◐ mm	◑ mm	○ mm	⚖ g
67 01 140	043690	140					4.0	3.1	2.0	1.5	152
67 01 160	040620	160		black atramentized	polished	plastic coated	4.5	3.4	2.5	2.0	237
67 01 200	040637	200					5.0	3.8	3.0	2.5	318
67 05 140	017929	140					4.0	3.1	2.0	1.5	176
67 05 160	017936	160		chrome plated		with multi-component grips	4.5	3.4	2.5	2.0	266
67 05 200	017943	200					5.0	3.8	3.0	2.5	361

68

End Cutting Nippers

DIN ISO 5748



68 01 180



68 01 280



Head shape provides optimised movement when tightening steel mesh knots during reinforced concrete work

- with cutting edges for soft and hard wire
- also suitable for twisting and cutting binding wire
- cutting edges additionally induction hardened, cutting edge hardness approx. 61 HRC
- High-grade special tool steel, forged, oil-hardened



Article No.	EAN 4003773-	↔ mm		Pliers	Head	Handles	Cutting capacities			g
							Ø mm	Ø mm	Ø mm	
68 01 160	013792	160					4.0	2.8	2.3	202
68 01 180	013808	180		black atramentized	polished	plastic coated	4.0	3.2	2.5	284
68 01 200	013815	200					4.0	3.5	2.8	319
68 01 280	077664	280					4.5	4.0	3.2	467

69

End Cutting Nippers for mechanics

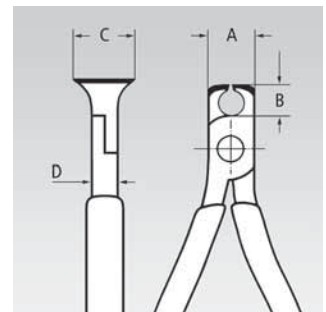
DIN ISO 5748



69 01 130



- with cutting edges for soft, hard and piano wire; also suitable for thin copper wires
- lap joint
- cutting edges additionally induction hardened, cutting edge hardness approx. 64 HRC
- Chrome vanadium heavy-duty steel, forged, oil-hardened



Article No.	EAN 4003773-	↔ mm		Pliers	Head	Handles	Cutting capacities				Dimensions				g
							Ø mm	Ø mm	Ø mm	Ø mm	A mm	B mm	D mm	C mm	
69 01 130	017974	130		black atramentized	polished	plastic coated	0.4 - 2.0	1.3	1.0	0.8	16	7.5	10	20	111
69 03 130	018001	130		chrome plated		plastic coated	0.4 - 2.0	1.3	1.0	0.8	16	7.5	10	20	111



HEAVYWEIGHTS CLOSE TO LIMIT

Downtimes are not an option for mine operators. The mining of raw materials must run smoothly, 24 hours a day, 365 days a year. The extreme strain on mining machinery and trucks is not without consequences, of course. For this reason, maintenance teams are ready around the clock to rectify all issues. KNIPEX-Water Pump Pliers are used to repair mining trucks quickly and reliably in the most demanding areas of the world.



Pliers Wrenches, Water Pump Pliers and Pipe Wrenches

Pliers Wrenches.....	98
Pliers Wrench XL.....	100
Multiple Slip Joint Spanner.....	101
SmartGrip®.....	101
Cobra®.....	102
Cobra® XL / XXL.....	104
Cobra® ...matic®.....	105
Cobra® QuickSet.....	105
Cobra® VDE.....	106
Cobra® ES.....	106
Alligator®.....	108
Alligator® XL.....	110
Water Pump Pliers with groove joint.....	111
Mini Water Pump Pliers with groove joint.....	111
Pipe Wrenches 90°.....	111
Pipe Wrenches 45°.....	112
Pipe Wrenches S-type.....	112
Pipe Wrenches S-Type with rapid adjustment.....	113
Pipe Gripping Pliers.....	113



Robust, reliable and with a powerful grip – these are the core essentials of the KNIPEX-Water Pump Pliers. They are at home in the most varied applications – whether for the installation of piping or for repairing construction vehicles.



Pliers Wrenches

pliers and a wrench in a single tool

DIN ISO 5743



The smooth jaws grip all parallel surfaces in the capacity range with a high degree of pressure if necessary and open up almost unlimited application possibilities for the pliers wrench: e.g. for tightening locknuts, exerting pressure to activate the adhesive power of contact adhesives, edge breaking in tile work, snapping cable ties, utilisation as a small vice.



86 03 125



86 03 150



86 03 180



86 05 250



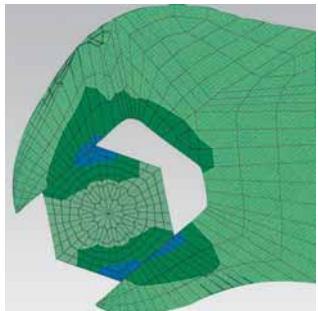
86 03 300

Replaces the need for sets of metric and imperial spanners
Smooth jaws for damage free installation of plated fittings – working directly on chrome!

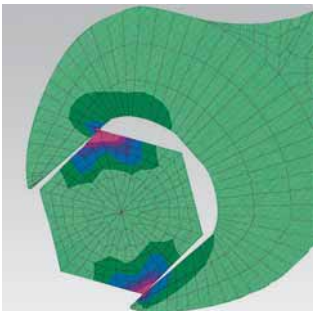
- adjustable tightening tool
- also excellent for gripping, holding, pressing and bending workpieces
- replaces the need for sets of metric and imperial spanners
- smooth jaws for damage free installation of plated fittings
- zero backlash jaw pressure prevents damage to edges of sensitive components
- adjustment at the touch of a button directly on the workpiece
- parallel jaws give a more solid grip; the construction gives infinite adjustment of all widths up to the specified maximum size
- reliable catching of the hinge bolt: no unintentional shifting
- the action of the jaws allows quick tightening and release of bolted connections using the ratchet principle
- lever transmission greater than 10 : 1 for strong gripping power
- Chrome vanadium electric steel, forged, oil-hardened

Length 150 mm
 ideal multi-purpose wrench in pocket size; indispensable companion in emergency tool kit

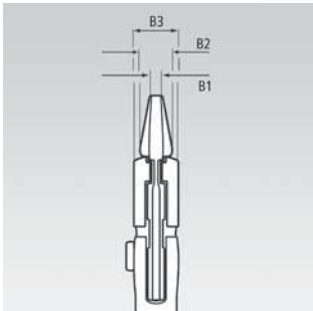
Length 180 mm
 with narrow gripping jaws - for tightening situations that require a slim tool



Pliers wrench: zero backlash contact pressure, no damage to edges



Conventional open end wrench: edge pressure causes surface damage



Fast adjustment by pushing a button

Mini-Pliers Wrench

Particularly suitable for working on small bolted connections

Excellent access in very confined areas



Original size



Working on plated fittings without damage of the surface



Replaces the need for sets of metric and imperial spanners



Ideal for bending operations

Article No.	EAN	↔ mm	Pliers	Handles	Inch	mm	Adjustment positions	Dimensions			g
								B1 mm	B2 mm	B3 mm	
86 03 125	077497	125			7/8	23	11	3.0	5.0	9.5	105
86 03 150	069676	150			1	27	14	4.7	7.0	10.5	175
86 03 180	035466	180		nickel plated	1 3/8	35	13	5.0	8.0	12.0	254
86 03 250	033837	250		plastic coated	1 3/4	46	17	8.0	8.0	14.0	536
86 03 300	041429	300			2 3/8	60	22	9.5	9.5	15.0	729
86 05 150	069928	150		with multi-component grips	1	27	14	4.7	7.0	10.5	193
86 05 180	047162	180		with multi-component grips	1 3/8	35	13	5.0	8.0	12.0	277
86 05 250	047841	250		with multi-component grips	1 3/4	46	17	8.0	8.0	14.0	571

86
03

Pliers Wrench XL

pliers and a wrench in a single tool

DIN ISO 5743

The unique installation tool now also in 400 mm length

For opening widths up to 85 mm / 3 3/8"

- excellent for gripping, holding, pressing and bending workpieces
- optimised adjustment to the workpiece with hand-friendly position of grips
- reliable catching of the hinge bolt: no unintentional shifting
- lever transmission greater than 10 : 1 for strong gripping power
- Chrome vanadium electric steel, forged, oil-hardened



adjustable tightening tool – replaces diverse expensive, large open-end wrenches

parallel jaws give a more solid grip; its design allows flexible adjustment up to a maximum size of AF 85 or 3 3/8"

smooth jaws, for damage free installation of quality union joints made from brass, red brass, stainless steel or chrome-plated material

zero backlash jaw pressure prevents damage to edges of sensitive components

the ratchet type principle allows quick and easy tightening and release of bolted connections

push the button for adjustment on the workpiece



Pliers head = original size



Article No.	EAN	↔ mm	Pliers	Handles	Inch	mm	Adjustment positions	Dimensions			g
								B1 mm	B2 mm	B3 mm	
86 03 400	077312	400	nickel plated	plastic coated	3 3/8	85	25	1,5	16	20	1460

WATERPUMP PLIERS

87
4

Multiple Slip Joint Spanner

PATENTED

DIN ISO 5743



87 41 250



Self-locking: no slip on workpieces; less effort required



Fine adjustment by pushing a button: fast and comfortable



In operation on rusted nut with rounded edges

The Multiple Slip Joint Spanner combines the convenience of the comfortable push-button adjustment on the workpiece and the function of an all-purpose tightening tool. Jaw gripping with zero backlash prevents slipping on the bolt head or rounding edges. Even rusty or thick coated bolted connections which have no surfaces capable of being gripped reliably by a conventional spanner can be managed by the exceptionally powerful closing gripping jaws of this spanner.

- for metric and imperial nuts and screws with widths across flats from 10 to 32 mm (3/8" up to 1 1/4"); self-locking from 17 mm: no slipping on the workpiece
- zero-backlash gripping of metric or imperial hexagonal headed screws, no rounding of bolt heads
- reliable and tight gripping of rounded, rusty, or thick coated bolts and screws
- ideal for work on vehicle brake systems
- quick tightening of bolted connections using ratchet action
- adjustment at the touch of a button directly on the workpiece, also possible with one hand only
- fine adjustment for optimum adaptation to different sizes of workpieces and a comfortable handle width
- box-joint design: high stability because of the double guide
- reliable catching of the hinge bolt: no unintentional shifting
- favourable lever action: optimum transmission of force
- guard prevents operators' fingers being pinched
- replaces a set of wrenches, ideal for tightening locknuts
- Chrome vanadium electric steel, forged, oil-hardened

Article No.	EAN	↔ mm		Pliers	Head	Handles	Hexagon Inch	Hexagon mm	Adjustment positions	g
87 41 250	054566	250		grey atramentized	polished	with non-slip plastic coating	3/8 - 1 1/4	10 - 32	15	328

85

KNIPEX SmartGrip®

PATENTED

Water Pump Pliers with automatic adjustment

DIN ISO 8976



85 01 250



Adjustment to suit the workpiece is automatic with the KNIPEX SmartGrip®! Place the outer jaw on the workpiece, squeeze the handles - turn!

- ideal for frequent changeovers to workpieces of different sizes
- automatic adjustment per one-hand operation both for right-handed and left-handed use
- good access to the workpiece thanks to the slim dimensions in the head and joint area and flush joint bolt
- self-locking on pipes and nuts: no slipping on the workpiece and low handforce required
- gripping surfaces with special hardened teeth, teeth hardness approx. 61 HRC: low wear and stable gripping
- box-joint design: high stability because of the double guide
- guard prevents operators' fingers being pinched
- locking lever for space saving transport with reliable closed handles
- Chrome vanadium electric steel, forged, oil-hardened

Article No.	EAN	↔ mm		Pliers	Head	Handles	Ø Inch	Ø mm	Hexagon mm	g
85 01 250	061304	250		grey atramentized	polished	with non-slip plastic coating	1 1/4	32	36	370

WATERPUMP PLIERS

87
0

KNIPEX Cobra® Hightech Water Pump Pliers

DIN ISO 8976



87 01 125



87 01 150



87 01 180



87 01 250



87 01 300



87 02 250



87 03 250



87 05 250



KNIPEX Cobra® - the Hightech Water Pump Pliers. No more time-consuming presetting of the required opening size. Just position the upper jaw to the workpiece, push button and move close the lower jaw, ingeniously simple.

- adjustment at the touch of a button directly on the workpiece
- fine adjustment for optimum adaptation to different sizes of workpieces and a comfortable handle width
- self-locking on pipes and nuts: no slipping on the workpiece and low handforce required
- gripping surfaces with special hardened teeth, teeth hardness approx. 61 HRC: low wear and stable gripping
- box-joint design: high stability because of the double guide
- reliable catching of the hinge bolt: no unintentional shifting
- guard prevents operators' fingers being pinched
- Chrome vanadium electric steel, forged, oil-hardened

87 02 250 / 87 05 250

with slim two-colour multi-component sleeves without collar for better handling and easier transport



Fine adjustment by pushing a button: fast and comfortable.



Fast and firm adjustment directly on the workpiece



WATERPUMP PLIERS



Teeth set against the direction of rotation have a self-locking effect and prevent slipping on the workpiece.



Mini-Cobra®

pocket sized tool with full fledged tool function.
Capacity up to 27 mm dia.

Original size:

Article No.	EAN 4003773-	↔ mm		Pliers	Head	Handles	∅ Inch	∅ mm	∅ mm	Adjustment positions	⚖ g
87 01 125	069935	125		grey atramentized	polished	with non-slip plastic coating	1	27	27	13	85
87 01 150	060116	150		grey atramentized	polished	with non-slip plastic coating	1 1/4	32	30	11	145
87 01 180	022015	180		grey atramentized	polished	with non-slip plastic coating	1 1/2	42	36	18	170
87 01 250	022022	250		grey atramentized	polished	with non-slip plastic coating	2	50	46	25	335
87 01 300	034087	300		grey atramentized	polished	with non-slip plastic coating	2 3/4	70	60	30	531
87 02 180	042396	180		grey atramentized	polished	with multi-component grips	1 1/2	42	36	18	196
87 02 250	040316	250		grey atramentized	polished	with slim multi-component grips	2	50	46	25	355
87 02 300	029144	300		grey atramentized	polished	with multi-component grips	2 3/4	70	60	30	580
87 03 125	073949	125		chrome plated			1	25	27	13	85
87 03 180	005667	180		chrome plated		with non-slip plastic coating	1 1/2	42	36	18	175
87 03 250	043805	250		chrome plated		with non-slip plastic coating	2	50	46	25	335
87 03 300	041382	300		chrome plated		with non-slip plastic coating	2 3/4	70	60	30	530
87 05 250	005681	250		chrome plated		with slim multi-component grips	2	50	46	25	366
87 05 300	014126	300		chrome plated		with multi-component grips	2 3/4	70	60	30	579



87
0

KNIPEX Cobra® XL/XXL

Pipe Wrenches and Water Pump Pliers

DIN ISO 5743



87 01 400



87 01 560



Both the KNIPEX Cobra® XL and XXL offer the performance and comfort of water pump pliers while being lighter in weight and having a greater gripping capacity than comparable pipe wrenches. The **Cobra® XL** can e.g. grip a 2" pipe fitting and weighs 50 % less than a 2" pipe wrench, which has a much lower gripping capacity. With its handy length of 400 mm, the Cobra® XL also fits into a plumber's tool kit. The **Cobra® XXL** comes along with the weight of a 2" pipe wrench but offers a back-up gripping capacity up to 4 1/2".

- greater gripping capacity but much lower weight than comparable pipe wrenches
- fast push-button adjustment directly on the workpiece, no unintentional slipping of the joint
- fine adjustment for optimum adaptation to different sizes of workpieces and a comfortable handle width
- self-locking on pipes and nuts: no slipping on the workpiece and low handforce required
- gripping surfaces with special hardened teeth, teeth hardness approx. 61 HRC: low wear and stable gripping
- box-joint design: high stability because of the double guide
- guard prevents operators' fingers being pinched
- Chrome vanadium electric steel, forged, oil-hardened

Cobra® XL gripping a union nut of a 2" pipe fitting

large gripping capacity of 95 mm, would require a 3-inch pipe wrench



Cobra® XL
length 400 mm - weight 1214 g

smaller dimensions and less weight than 1 1/2" pipe wrenches

2" pipe wrench
length 560 mm - weight 2670 g



gripping the 2" union nut exceeds the capacity of a 2" pipe wrench; no confident working conditions

Article No.	EAN	↔ mm		Pliers	Head	Handles	∅ Inch	∅ mm	∅ mm	Adjustment positions	⚖ g
87 01 400	005636	400		grey atramentized	polished	plastic coated	3 1/2	90	95	27	1214
87 01 560	044321	560		grey atramentized	polished	plastic coated	4 1/2	115	120	20	2750

WATERPUMP PLIERS

87
1

KNIPEX Cobra®...matic

Water Pump Pliers DIN ISO 8976



87 11 250



- all features of the KNIPEX Cobra® 87 01 250

Special feature:

- automatic adjustment at the touch of a button directly on the workpiece
- the sheltered positioned spring ensures that the pliers close automatically once the push-button is activated (one-hand operation!)

Article No.	EAN	↔ mm		Pliers	Head	Handles	∅ Inch	∅ mm	∅ mm	Adjustment positions	g
87 11 250	4003773-035473	250		grey atramentized	polished	with non-slip plastic coating	2	50	46	25	314
87 19 250	022640	Spare spring for 87 11 250									

87
2

KNIPEX Cobra® QuickSet

Hightech Water Pump Pliers



87 21 250



Fully open, push, grab!

Additional fast adjustment on the workpiece by sliding the pliers handle

- combines the proven, reliable locking of the hinge bolt with an additional push function which makes it easier to work in very confined and in accessible areas
- the adjustment directly on the workpiece is possible by simply sliding the pliers handle
- securely lock of the hinge bolt with the first workload. The gripping width of the pliers is then fixed and can only be adjusted by pressing the button.
- to re-activate the sliding function, the hinge bolt must be released by pressing the push button and the pliers must be completely opened again
- Chrome vanadium electric steel, forged, oil-hardened

Proven Cobra® functions

- self-locking on pipes and nuts: no slipping on the workpiece and low handforce required
- fine adjustment for optimum adaptation to different sizes of workpieces and a comfortable handle width

QuickSet



Press the button – open pliers completely



Position jaw – simply slide and close pliers



The hinge bolt locks itself with the first workload



Cobra® QuickSet – push button

Article No.	EAN	↔ mm		Pliers	Head	∅ Inch	∅ mm	∅ mm	Adjustment positions	g
87 21 250	4003773-072775	250		grey atramentized	polished	2	50	46	25	335
87 22 250	4003773-077794	250		grey atramentized	with multi-component grips	2	50	46	25	364

WATERPUMP PLIERS

87
26

KNIPEX Cobra® VDE

Hightech Water Pump Pliers, insulated

DIN ISO 8976 IEC 60900 DIN EN 60900



87 26 250



- adjustment by shifting one jaw directly on to the workpiece: fast, reliable and comfortable handling
- opening at the touch of a button apart from the workpiece
- fine adjustment for optimum adaptation to different sizes of workpieces and a comfortable handle width
- good access to the workpiece due to slim size in the head and joint area
- self-locking on pipes and nuts: no slipping on the workpiece and low handforce required
- gripping surfaces with special hardened teeth, teeth hardness approx. 61 HRC: low wear and stable gripping
- box-joint design: high stability because of the double guide
- guard prevents operators' fingers being pinched
- Chrome vanadium electric steel, forged, oil-hardened

Article No.	EAN 4003773-	↔ mm		Pliers	Handles	∅ Inch	∅ mm	∅ mm	Adjustment positions	⚖ g
87 26 250	071495	250	⚡ 1000V	chrome plated	insulated with multi-component grips, VDE-tested	2	50	46	24	340

87
5

KNIPEX Cobra® ES

Water Pump Pliers extra-slim

DIN ISO 8976



87 51 250



- ideal for service, maintenance and equipment repair, in automotive and general industry
- long, narrow jaws
- particularly good access to the workpiece due to very slim construction of head and joint area
- firm grip also on flat material due to three-point rest
- adjustment at the touch of a button directly on the workpiece
- fine adjustment for optimum adaptation to different sizes of workpieces and a comfortable handle width
- self-locking on pipes and nuts: no slipping on the workpiece and low handforce required
- box-joint design: high stability because of the double guide
- reliable catching of the hinge bolt: no unintentional shifting
- favourable lever action: optimum transmission of force
- guard prevents operators' fingers being pinched
- Chrome vanadium electric steel, forged, oil-hardened



Very slim design in the complete head and joint area (compared to conventional water pump pliers)

Optimum access to the workpiece. Ideal for service, maintenance and equipment repair, in automotive and general industry

Grips nuts up to 34 mm (1 5/8") across flats

Article No.	EAN 4003773-	↔ mm		Pliers	Head	Handles	∅ Inch	∅ mm	∅ mm	max. parallel opening width	max. gripping depth	Adjustment positions	⚖ g
87 51 250	061267	250		grey atramentized	polished	with non-slip plastic coating	1 1/4	32	34	37	42	19	328



WATERPUMP PLIERS

88

KNIPEX Alligator® Water Pump Pliers

DIN ISO 8976



88 01 180



88 01 250



88 02 250



88 05 250



88 06 250



88 07 250



More output and comfort compared to conventional water pump pliers of the same length: 9-notch adjustment positioning for 30 % more gripping capacity; good access to the workpiece due to slim size in the head and joint area.

- self-locking on pipes and nuts: no slipping on the workpiece and low handforce required
- gripping surfaces with special hardened teeth, teeth hardness approx. 61 HRC: low wear and stable gripping
- box-joint design: high stability because of the double guide
- robust construction, insensitive to dirt; particularly suitable for outdoor work
- guard prevents operators' fingers being pinched
- Chrome vanadium electric steel, forged, oil-hardened

88 02 250 / 88 05 250

with slim multi-component grips without collar for better handling and easier transport




Self-locking on pipes and nuts: no slipping on the workpiece; the complete actuating force can be used to turn the workpieces; not having to squeeze the pliers handles reduces the required effort



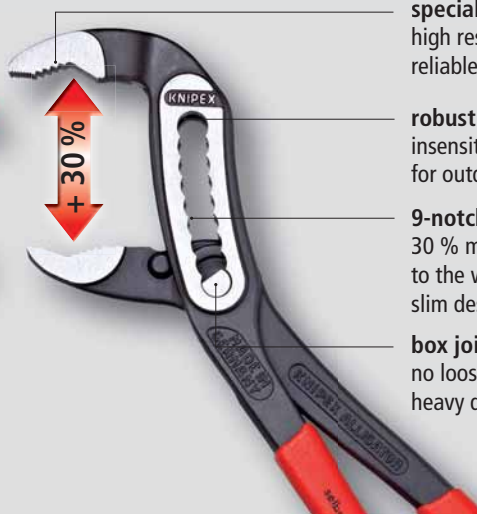


Alligator®



Conventional water pump pliers

Alligator® 250/300



specially hardened teeth
high resistance to wear, allowing durable, reliable gripping

robust adjusting mechanism
insensitive to dirt, particularly suitable for outdoor work

9-notch curved adjustment positioning
30 % more gripping capacity, optimised adjustment to the workpiece and a handy handle position, slim design

box joint, double guide
no loosening of the joint connection, continuous heavy duty

Article No.	EAN 4003773-	↔ mm		Pliers	Head	Handles	∅ Inch	∅ mm	mm	Adjustment positions	g
88 01 180	035480	180		black	polished	with non-slip plastic coating	1 1/2	42	36	9	180
88 01 250	022992	250		black	polished	with non-slip plastic coating	2	50	46	9	319
88 01 300	034094	300		black	polished	with non-slip plastic coating	2 3/4	70	60	9	511
88 02 180	044222	180		black	polished	with multi-component grips	1 1/2	42	36	9	215
88 02 250	019282	250		black	polished	with multi-component grips	2	50	46	9	357
88 02 300	029151	300		black	polished	with multi-component grips	2 3/4	70	60	9	565
88 03 180	042860	180		chrome plated		with non-slip plastic coating	1 1/2	42	36	9	181
88 03 250	005742	250		chrome plated		with non-slip plastic coating	2	50	46	9	317
88 05 180	060130	180		chrome plated		with multi-component grips	1 1/2	42	36	9	214
88 05 250	035497	250		chrome plated		with multi-component grips	2	50	46	9	354
88 05 300	042389	300		chrome plated		with multi-component grips	2 3/4	70	60	9	560
88 06 250	039303	250	 	chrome plated		insulated with multi-component grips, VDE-tested	2	50	46	9	374
88 07 250	019343	250	 	chrome plated		with dipped insulation, VDE-tested	2	50	46	9	420
88 07 300	022350	300	 	chrome plated		with dipped insulation, VDE-tested	2 3/4	70	60	9	661

88

KNIPEX Alligator® XL

Pipe Wrench and Water Pump Pliers

DIN ISO 5743



88 01 400



Robust pliers for very hard applications

gripping surfaces with special hardened teeth, teeth hardness approx. 61 HRC:
low wear and stable gripping

self-locking on pipes and nuts:
no slipping on the workpiece and low handforce required

box-joint design: high stability because of the double guide

robust adjustment mechanism, insensitive to dirt, easy to clean;
particularly suitable for outdoor work

11-notch adjustment for a gripping capacity up to 3 1/2",
optimised adjustment to the workpiece and a comfortable handle position

The KNIPEX Alligator® XL offers the performance and comfort of a water pump pliers while being 50 % lighter in weight and having a greater gripping capacity (3 1/2") than comparable pipe wrenches. With their handy length of 400 mm, there is a place for KNIPEX Alligator® XL in every tool box.

The classic, now also in 400 mm length

Robust construction, insensitive to dirt;
particularly suitable for outdoor work

- good access to the workpiece due to slim size in the head and joint area
- guard prevents operators' fingers being pinched
- Chrome vanadium electric steel, forged, oil-hardened



Article No.	EAN	↔ mm		Pliers	Head	Handles	∅ Inch	∅ mm	∅ mm	Adjustment positions	△ g
88 01 400	075844	400		black atramentized	polished	with non-slip plastic coating	3 1/2	90	95	11	1190

WATERPUMP PLIERS

89

Water Pump Pliers with groove joint

DIN ISO 8976



89 01 250



89 05 250



- self-locking on pipes and nuts: no slipping on the workpiece and low hand force required
- easy, convenient engagement in 5 different positions due to milled tongue
- non-slip joint
- jaw profile designed to fit screws and nuts
- joint design reduces strain of the centre bolt, hence no wear on pivot
- guard prevents operators' fingers being pinched
- gripping surfaces with special hardened teeth, teeth hardness approx. 61 HRC for tool length 250 mm: low wear and stable gripping
- Chrome vanadium electric steel, forged, oil-hardened

Article No.	EAN 4003773-	↔ mm		Pliers	Head	Handles	∅ Inch	∅ mm	∅ mm	g
89 01 250	013334	250		black atramentized	polished	plastic coated	1 5/16	34	36	340
89 03 250	015086	250		chrome plated		plastic coated	1 5/16	34	36	338
89 05 250	043836	250		chrome plated		with multi-component grips	1 5/16	34	36	371

90

Mini Water Pump Pliers

with groove joint

DIN ISO 8976



90 01 125



90 03 125



- easy, convenient engagement in 4 different positions
- non-slip joint
- joint design reduces strain of the centre bolt, hence no wear on pivot
- Chrome vanadium electric steel, forged, oil-hardened

Article No.	EAN 4003773-	↔ mm		Pliers	Head	Handles	∅ Inch	∅ mm	∅ mm	g
90 01 125	035503	125		black atramentized	polished	plastic coated	11/16	17	14	103
90 03 125	050490	125		chrome plated		plastic coated	11/16	17	14	105

83

Pipe Wrenches 90°

DIN 5234



83 10 015



- Swedish pattern
- 90° angled jaws
- jaws with offset teeth in opposite direction
- teeth additionally induction hardened
- I-beam handle design
- captive adjusting nut
- red powder coated, jaws bright ground
- Chrome vanadium electric steel, forged, oil-hardened



Article No.	EAN 4003773-	↔ mm		Pliers	∅ mm	∅ Inch	∅ Inch	∅ mm	g
83 10 010	014188	310			42	1 5/8	1	42	779
83 10 015	014195	420			60	2 3/8	1 1/2	60	1415
83 10 020	014201	560		red powder-coated	70	2 3/4	2	70	2600
83 10 030	022329	650			110	4 3/8	3	110	3433
83 10 040	022336	750			130	5 1/8	4	130	4921

PIPE WRENCHES

83
2

Pipe Wrenches 45°

DIN 5234




83 20 015

45° 

- Swedish pattern
- 45° angled jaws
- jaws with offset teeth in opposite direction
- teeth additionally induction hardened
- I-beam handle design
- captive adjusting nut
- red powder coated, jaws bright ground
- Chrome vanadium electric steel, forged, oil-hardened



Article No.	EAN 4003773-	↔ mm		Pliers	∅ mm	∅ Inch	Inch	mm	g
83 20 010	014218	320			42	1 5/8	1	42	817
83 20 015	014225	430	45° 	red powder-coated	60	2 3/8	1 1/2	60	1408
83 20 020	014232	570			70	2 3/4	2	70	2596

83
3

Pipe Wrenches S-Type

DIN 5234




83 30 015



- slim, S-type jaw
- jaws with offset teeth in opposite direction
- teeth additionally induction hardened
- three-point contact on pipes, self-locking
- I-beam handle design
- captive adjusting nut
- red powder coated, jaws bright ground
- Chrome vanadium electric steel, forged, oil-hardened



Article No.	EAN 4003773-	↔ mm		Pliers	∅ mm	∅ Inch	Inch	mm	g
83 30 005	025221	245			35	1 1/2	1/2	35	472
83 30 010	014249	320			42	1 5/8	1	42	836
83 30 015	014256	420		red powder-coated	60	2 3/8	1 1/2	60	1540
83 30 020	014263	540			70	2 3/4	2	70	2669
83 30 030	014164	680			120	4 3/4	3	100	4366

PIPE WRENCHES

83
60

Pipe Wrenches S-Type with rapid adjustment



83 60 010



83 61 010



- time-saving, precise adjustment of the gripping width directly on the workpiece at the push of a button
- less effort required due to self-locking action
- no unintentional shifting of the pliers handles
- guard prevents operators' fingers being pinched
- maximum load capacity thanks to completely hardened handles
- high wear resistance due to the additionally hardened teeth
- Chrome vanadium electric steel, forged, oil-hardened



Article No.	EAN 4003773-	↔ mm		Pliers	Handles	∅ mm	∅ Inch	∅ mm	∅ Inch	Clamping width mm	⚖ g
83 60 010	075424	330		red powder-coated		42	1 5/8	25	1	42	955
83 60 015	075677	420		red powder-coated		60	2 3/8	37.5	1 1/2	60	1470
83 61 010	077602	330		grey powder-coated	plastic coated	42	1 5/8	25	1	42	955
83 61 015	077619	420		grey powder-coated	plastic coated	60	2 3/8	37.5	1 1/2	60	1470

81

Pipe Gripping Pliers

for tube fittings and connectors

DIN ISO 5743



81 03 230



81 13 230



- ideal for tightening and releasing plastic pipe fittings, round union nuts, etc. starting from 25 mm dia.
- 4-position adjustable slip joint
- Chrome vanadium electric steel, forged, oil-hardened




81 03 230
with knurled gripping jaws; up to 65 mm dia.

81 13 230
with plastic jaws for careful installation up to 60 mm dia.

Article No.	EAN 4003773-	↔ mm		Pliers	Handles	Working Capacity ∅ mm	⚖ g
81 03 230	018957	230		chrome plated	plastic coated	25 - 65	294
81 13 230	050117	230		chrome plated	plastic coated	25 - 60	288

81 19 230 050124 2 pairs of plastic jaws for 81 13 230



PLEASANT TEMPERATURE FROM THE FLOOR

Even the ancient Romans wanted warmth and comfort on cold days, which is why they invented underfloor heating. Modern underfloor heating creates a pleasant environment in the room as well as more space and freedom when it comes to interior design. It also improves health conditions, especially for those with allergies. Unseen by people in the rooms, plastic heating pipes transport the hot water for the heating system. These can be cut effortlessly and accurately by the plumber using KNIPEX-Pipe Cutters.



Special Pliers, Control Cabinet Keys

Spring Hose Clamp Pliers	116
Cutter for ribbon cable	117
Mitre Shears for plastic and rubber sections	117
Vinyl Shears	118
Shears for KEVLAR® fibres	118
Combination Shears	119
Pipe Cutter for plastic conduit pipes and hoses	119
Pipe Cutter for composite pipes and protective tubes	120
Pipe Cutter for composite and plastic pipes	120
Pipe Cutter for plastic conduit pipes	121
Punch Lock Riveters	121
Sheet Metal Nibblers	122
Notching Pliers	122
Cycle Pliers	123
Revolving Punch Pliers	123
Tile Nibbling Pincer	123
Pliers for working on glass	124
Halogen Bulb Exchange Pliers	125
Magnetic LED Lamp	125
TwinKey®	126
Control Cabinet Keys	127



Thick walled plastic pipes are predominantly used in underfloor heating. With the right KNIPEX-Pipe Cutter they can be cut effortlessly and accurately.



85
51

Spring Hose Clamp Pliers



85 51 250 A



A single pair of pliers for clamps and spring band clamps of different sizes up to 70 mm. Adapts to all positions due to rotatable grip inserts. Secure position of clamps in the pliers nevertheless guaranteed.

Application Areas cars / trucks
air intake, cooling, charged air, water return flow, thermostat, fuel, heating

- rotatable, universal grip inserts for reliably gripping the clamps in all positions
- extremely good leverage which allows clamps to be opened easily without great effort
- quick-set adjustment:
adjusts by shifting directly onto the workpiece
- slim head design; narrow head width, rotatable grip inserts: an ideal tool, especially in confined areas
- can be used for standard, space-saving and spring wire hose clamps and for spring band clamps up to 70 mm nominal size
- maximum jaw opening 80 mm; over 40 mm clamping range
- Chrome vanadium electric steel, forged, oil-hardened

The proven features of the Cobra® also apply to the KNIPEX Spring Hose Clamp Pliers

- less effort required due to extremely good transmission ratio
- first class guard to prevent fingers being pinched
- reliable gripping with hand-friendly handle position
- fine adjustment ensures a precise fit to suit the most diverse clamp sizes
- opens at the touch of a button
- box-joint design: high stability due to the double guidance



Article No.	EAN	↔ mm		Pliers	Handles	Capacity	Adjustment positions	⚖ g
85 51 250 A	4003773-077329	250		grey atramentized	with non-slip plastic coating	max. 70 mm	25	340
85 59 250 A	077336	Spare parts assortment grip inserts						

94
15

Cutter

for ribbon cable



94 15 215



- for crushing-free cutting of ribbon cable up to 56 mm width
- exchangeable cutting base with try square for rectangular cuts
- with opening spring and locking device
- Tool body: tool steel, rolled, oil-hardened
- Blade: standard trapezoidal blade, replaceable



Article No.	EAN 4003773-	↔ mm		Tool	Handles	Blade length mm	⚖ g
94 15 215	046011	215		chrome plated	with plastic grips	56	346
94 19 215	046219	Set with 10 spare blades for 94 15 215 / 94 35 215					

94
3

Mitre Shears

for plastic and rubber sections



94 35 215



- for crushing-free cutting of plastic, rubber and soft timber sections; also for ribbon cable up to 56 mm width
- exchangeable cutting base with try square for 45°-cuts and markings for 60°-, 75°-, and 90°-cuts
- with opening spring and locking device
- Tool body: special tool steel, rolled, oil-hardened
- Blade: standard trapezoidal blade, replaceable



Article No.	EAN 4003773-	↔ mm		Tool	Handles	Blade length mm	⚖ g
94 35 215	046028	215		chrome plated	with plastic grips	56	397
94 19 215	046219	Set with 10 spare blades for 94 15 215 / 94 35 215					

95
02

Vinyl Shears

also for cable ducts

PATENTED

- for cutting and shortening cable ducts, also for plastic material up to 4 mm thickness
- special lever transmission
- very effective blade geometry
- Tool body: high-grade chrome vanadium electric steel, oil-hardened
- Blade: special tool steel, oil-hardened



95 02 21
MM



95 02 21: blade length 110 mm for cutting wide cable ducts

Article No.	EAN 4003773-	↔ mm		Tool	Handles	Cutting capacities mm	Blade length mm	⚖ g
95 02 21	052128	275	MM	burnished	with multi-component grips	max. 4	110	665

95
03

Shears


for KEVLAR® fibres



95 03 160 SB

KEVLAR® is a registered trademark of E. I. du Pont de Nemours and Company

- only for cutting fibres of KEVLAR® in optical fibre cables, not recommended for other materials
- precisely ground blades with serration prevent the fibres from slipping and guarantee a clean cut
- riveted precision joint, for low-friction movement and smooth and even cutting of the thin KEVLAR® fibres
- hard-chrome plated, ground surface
- Shears body: chrome vanadium electric steel, oil-hardened
- User-friendly handles: plastic, impact-proof



Article No.	EAN 4003773-	↔ mm	Shears	Handles	⚖ g
95 03 160 SB	043362	160	chrome plated	plastic coated	85

95
05

Combination Shears



95 05 140
MM



95 05 185
∠40° MM



95 05 190
MM

- for cutting cardboard, plastics, aluminium, brass and copper foils
- not suitable for steel wire or iron sheets
- precision ground, hardened blades
- with opening spring and locking device
- guard prevents operators' fingers being pinched
- adjustable bolted joint
- Shears body: surgical steel, stainless, vacuum-hardened
- Handles: plastic, impact-resistant

95 05 185

angled shape – for easy execution of long cuttings;
ergonomically shaped plastic handles



Article No.	EAN 4003773-	↔ mm		Head	Handles	⚖ g
95 05 140	019589	140	MM	polished	plastic coated	67
95 05 185	060277	185	∠40° MM	polished	plastic coated	115
95 05 190	019602	190	MM	polished	plastic coated	116

90
20


Pipe Cutter

for plastic conduit pipes and hoses



90 20 185
MM

- for cutting thin walled plastic pipes (conduit plastic pipes) and flexible hoses, also with fabric reinforcement, of plastic and rubber up to 25 mm dia. / 1" exterior dia.
- not suitable for cutting cables
- with opening spring and locking device
- Tool body: plastic, fibreglass-reinforced
- Blades: special tool steel, oil-hardened, interchangeable



Article No.	EAN 4003773-	↔ mm		Cutting capacities Ø mm	⚖ g
90 20 185	067122	185	MM	25	172
90 29 185	067139	Spare blade for 90 20 185			

with replaceable blade



90
25

Pipe Cutter

for composite pipes and protective tubes

(PATENTED)



90 25 20
MM



- for cutting composite pipes with diameters from 12 to 25 mm and for cutting flexible protective tubes with a diameter of 18 - 35 mm without damaging a potentially pipe inside
- a calibration arbor can be fitted, for example for Geberit composite pipes with 11.5 and 15 mm dia.
- Tool body: high-grade chrome vanadium electric steel, oil-hardened
- Blades: special tool steel, oil-hardened, interchangeable



Composite pipes of 12 - 25 mm dia. are cut cleanly and without deformation



Clean cut of protective tubes 18 - 35 mm diameter

Article No.	EAN 4003773-	↔ mm	MM	Tool	Handles	Cutting capacities			⚖ g
						Composite pipes Ø mm	Protective tubes Ø mm	Blade length mm	
90 25 20	046004	210	MM	galvanized	with multi-component grips	12 - 25	18 - 35	25	332
90 29 01	031932	Spare blade for 90 25 20 (composite pipes)							
90 29 02	031949	1 pair of spare blades for 90 25 20 (protective pipes)							
90 29 15	031956	Calibration arbor for 90 25 20 (Geberit pipes)							

90
25

Pipe Cutter

for composite and plastic pipes

(PATENTED)



90 25 40
MM



- for cutting thick walled plastic and composite pipes with diameters from 26 to 40 mm
- cuts pipes using the ratchet principle in several strokes
- self-adapting pipe support positions pipes of various diameters correctly for a rectangular cut
- Tool body: high-grade chrome vanadium electric steel, oil-hardened
- Blades: special tool steel, oil-hardened, interchangeable



Clean cut of thick walled plastic and composite pipes



Not suitable for thin-walled plastic pipes. Please use article number 90 20 185 for these

Article No.	EAN 4003773-	↔ mm	MM	Tool	Handles	Cutting capacities Ø mm	Schneidenlänge mm	⚖ g	
									90 25 40
90 29 40	045199	Spare blade for 90 25 40							

SPECIAL PLIERS

94
10

Pipe Cutter for plastic conduit pipes (electrical installation work)



94 10 185
MM

- for clean cutting of plastic pipes (e.g. plastic conduit pipes) with 6 - 35 mm dia.
- not suitable for cutting cables
- blade is replaceable and can be retracted from any position
- low force requirement due to special blade geometry and optimum transmission
- minimum operator fatigue due to ergonomic handle design and incremental ratchet blade feed
- Housing: die-cast aluminium, red lacquered
- Blade: special tool steel, oil-hardened



Article No.	EAN	↔ mm	MM	Body	Cutting capacities Ø mm	Cutting edge length mm	⚖ g	
94 10 185	4003773-047025	185	MM	die-cast aluminium body, red lacquered	6 - 35	35	583	
94 19 185	047032	Spare blade for 94 10 185						

90
4

Punch Lock Riveters



90 42 250
MM



90 42 340

- to join metal section sheets used in dry walling with a lock seam
- for U- and C-shaped sections with max 1.2 mm metal (2 x 0.6 mm)
- minimum handforce required due to optimum lever transmission
- Pliers body: special tool steel, rolled, oil-hardened

90 42 250
for one-hand operation



Setting the pliers for connection of two metal section sheets



The punching tool is squeezed through the metal section sheets

Article No.	EAN	↔ mm	MM	Pliers	Handles	Capacity	⚖ g	
90 42 250	047865	250	MM	burnished	with multi-component grips	max. 1.2 (2 x 0.6)	676	
90 42 340	071884	340		burnished	with multi-component grips	max. 1,2 (2 x 0.6)	901	
90 49 340	028079	Spare punch for 90 42 340						
90 49 340 M	028499	Spare die for 90 42 340						

SPECIAL PLIERS


90
55

Sheet Metal Nibbler



90 55 280





- for cutting iron, copper or aluminium sheet metal up to max. 1.2 mm thickness, plastic up to max. 2.0 mm thickness
- materials are cut without deformation
- clean cut edges – no trimming activities needed
- with chip breaker
- easy handling
- cutting width: 2.7 mm
- Tool body: special tool steel, rolled, oil-hardened
- Blades: special tool steel, oil-hardened, interchangeable



Notching and chip breaking in a single pass



Notching without chip breaking

Article No.	EAN 4003773-	↔ mm		Tool	Handles	 g	
90 55 280	026730	280		nickel plated	with multi-component grips	461	
90 59 280	027355	Spare blade for 90 55 280					

90
61

Notching Pliers

PATENTED






90 61 20


The KNIPEX Notching Pliers produces the most common notches in plastic ledges and cable ducts in a simple, fast and clean way. No time-consuming sawing out or nibbling and no additional work required.



- special pliers for notching recesses into plastic ledges and plastic casings for electric and sanitary installation
- notches can be enlarged by initial and final cut
- clean cut edges – no trimming activities needed
- easy handling
- with opening spring, opening limiter and locking lever
- Pliers body: special tool steel, rolled, oil-hardened

Article No.	EAN 4003773-	↔ mm		Pliers	Handles	Capacity	 g
90 61 16	051947	250		burnished	with plastic grips	16 x 32 mm	403
90 61 20	051954	250				20 x 29 mm	414



SPECIAL PLIERS

84

Cycle Pliers

DIN ISO 5743



84 11 200



- for very narrow screw connections
- Special tool steel, forged, oil-hardened



84 21 200



84 11 200
straight head

84 21 200
20° angled head

Article No.	EAN 4003773-	↔ mm		Pliers	Head	Handles	Recess Ø mm	Head thickness mm	⚖ g
84 11 200	051923	200		black atramentized	polished	plastic coated	6 / 10	3.5	177
84 21 200	051930	200		black atramentized	polished	plastic coated	6 / 10	3.5	182

90
7

Revolving Punch Pliers



90 70 220



- to punch holes into leather, textiles and plastic material
- with six interchangeable punches: 2 / 2.5 / 3 / 3.5 / 4 / 5 mm dia.
- with opening spring and locking device
- powder-coated for reliable protection against rust
- Pliers body and punches: special tool steel, oil-hardened



Interchangeable punches

Article No.	EAN 4003773-	↔ mm		Pliers	Finish	⚖ g
90 70 220	019411	220		red powder-coated	powder coated	251

91
0

Tile Nibbling Pincer (Parrot Beak Pincer)



91 00 200

- enlarges holes in tiles and forms tile edges
- Special tool steel, forged, oil-hardened



Article No.	EAN 4003773-	↔ mm	Pliers	Head	⚖ g
91 00 200	013754	200	black atramentized	polished	158

SPECIAL PLIERS

91
3

Glass Breaking Pincer

DIN ISO 5743

- for breaking glass to a scored line
- Special tool steel, forged, oil-hardened



91 31 180



Article No.	EAN 4003773-	↔ mm		Pliers	Head	Handles	Jaw width mm	g
91 31 180	069744	180		black atramentized	polished	plastic coated	24	245

91

Glass Nibbling Pincers

DIN ISO 5743

- for breaking off narrow strips of glass to a scored line
- for finishing off glass edges to required profile
- Special tool steel, forged, oil-hardened



91 51 160



91 71 160
narrow version, with opening spring

Article No.	EAN 4003773-	↔ mm		Pliers	Head	Handles	Jaw width mm	g
91 51 160	014355	160		black atramentized	polished	plastic coated	9.5	148
91 71 160	019565	160		black atramentized	polished	plastic coated	4.0	141

91
6

Flat Nose Grozing Pliers

DIN ISO 5743

- with soft gripping jaws
- for trimming glass edges, e. g. when making leaded glass windows
- Special tool steel, forged, oil-hardened



91 61 160



Article No.	EAN 4003773-	↔ mm		Pliers	Head	Handles	Jaw width mm	g
91 61 160	019527	160		black atramentized	polished	plastic coated	9.5	141

30
41

Halogen Bulb Exchange Pliers



30 41 160

- for the installation of wedge base bulbs
- gripping surfaces plastic coated
- Chrome vanadium electric steel, forged, oil-hardened



Article No.	EAN	↔ mm	Pliers	Head	Handles	⚖ g
30 41 160	4003773-048480	160	black atramentized	polished	plastic coated	120

00
11

Magnetic LED Lamp

Strong. Bright. Compact.




00 11 V50

- for illuminating dark working areas
- attachment to tool by means of strong magnets
- very compact dimensions
- approx. 24 hours of lighting, with 2 replaceable button cells (CR1220)
- snap-hook fastening
- impact-resistant plastic housing



Article No.	EAN	⚖ g
00 11 V50	4003773-075387	8



00
11

KNIPEX TwinKey®

for all standard cabinets and shut-off systems

10 profiles. 2 crosses. 1 key.
All established locking systems.



Well thought out equipment, quality processing.

The KNIPEX TwinKey® has eight arms and consists of two cross keys that are held inside each other with a magnet.



00 11 01



- multifunctional key for the actuation of locking systems from the areas of facilities engineering (heating and sanitation, air conditioning, electro technology), gas and water supply and shut-off-systems
- 8-arm version: two 4-way spider keys connected in a space-saving way using magnets
- reversible bit: 1.0 x 7 mm slot and PH 2 cross slot
- key and reversible bit joined by stable stainless steel wire
- quality surface coating
- weight-optimised zinc die-cast design



Article-No.	EAN 4003773- 074670	↔ mm	Capacities					⚖ g
			□ Ø mm	△ Ø mm	○ Ø mm	○ Ø mm	▬ Ø mm	
00 11 01	074670	95	5 / 6 - 7 / 8 - 9 / 10 - 11	7 - 8 / 9 - 10 / 11 - 12	3 - 5	6	6 - 9	135

CONTROL CABINET KEYS

00
11

Control Cabinet Keys

for all standard cabinets and shut-off systems



00 11 02
short version, total length 44 mm

00 11 03
long execution, total length 76 mm

- for control cabinets and shut-off systems in the supply of gas, water and electricity
- for technical installations in buildings, e.g. air conditioning and ventilation systems, shut-off valves, mains switchboards, etc.
- with bit insert: slot 1.0 x 7 mm and cross recess PH 2
- with adapter for 1/4" bits chained to key
- additional bit adapter for 1/4" bits inside one profile
- Zinc die-casted

Article-No.	EAN 4003773-	↔ mm	□ mm	△ mm	○ mm	⚖ g
00 11 02	048947	44	5 / 6 / 8	9	3 - 5	65
00 11 03	041658	76	5 / 6 / 8	9	3 - 5	88

00
11

Profi-Key for all standard shut-off systems



00 11 04

- key for heating, air conditioning, sanitary and building technology, e.g. for door and window handles or for radiator-bleeding
- with bit insert: slot 1.0 x 7 mm and cross recess PH 2
- with adapter for 1/4" bits chained to key
- additional bit adapter for 1/4" bits inside one profile
- total length: 90 mm
- Zinc die-casted

Article-No.	EAN 4003773-	↔ mm	□ mm	△ mm	▬ mm	⚖ g
00 11 04	048954	90	5 / 7 / 8	9 - 10	6 / 7 / 8 / 9	86

00
11

Universal Key

for all standard cabinets and shut-off systems



00 11 06

- for locking systems in electrical engineering, the supply of gas and water, air conditioning and ventilation systems, industry, technical installations in buildings, etc.
- 9 different die-cast zinc key-profiles in 1 tool
- with detachable chain and snap hook
- total length: 90 mm
- zinc die-casted

Article-No.	EAN 4003773-	↔ mm	□ mm	△ mm	○ mm	○ mm	⚖ g
00 11 06	071334	90	5 / 6 / 7 - 8 / 9 - 10	7 / 8-9 / 10 - 11	3 - 5	6	220

00
11

Universal Key "Construction"

for all standard cabinets and shut-off systems



00 11 06 V01

- for locking systems in electrical engineering, the supply of gas and water, air conditioning and ventilation systems, industry, technical installations in buildings, etc.
- 9 different die-cast zinc key-profiles in 1 tool
- "Construction" version with plug-in, magnetically held support: catch for locks with profile cylinder hole and male square in steps
- with bit adapter for 1/4" bits with magnet
- with detachable chain and snap hook
- total length: 157 / 95 mm
- Zinc die-casted

Article-No.	EAN 4003773-	↔ mm	Capacities					⚖ g
			□ Ø mm	△ Ø mm	○ Ø mm	○ Ø mm	▬ Ø mm	
00 11 06 V01	075394	160	5 / 6 / 7 - 8 / 9 - 10	7 / 8 - 9 / 10 - 11	3 - 5	6	6 / 7 / 8 / 9 / 10	255

00
11

Universal Key

for all standard cabinets and shut-off systems



00 11 06 V02

Article-No.	EAN 4003773-	↔ mm	□ mm	△ mm	○ mm	⚖ g
00 11 06 V02	075400	97	5 / 6 / 7 - 8	9	3 - 5	70

- for locking systems in electrical engineering, the supply of gas and water, air conditioning and ventilation systems, industry, technical installations in buildings, etc.
- four different zinc die-cast key profiles in a single key
- with bit adapter for 1/4" bits with magnet
- total length: 97 mm
- Plastic body, varnished



00
11

Pen-Style Control Cabinet Key

for all standard cabinets and shut-off systems



00 11 07

Article-No.	EAN 4003773-	↔ mm	□ mm	△ mm	○ mm	⚖ g
00 11 07	063018	145	5 / 6 / 8	9	3 - 5	152


- easy to carry pen-style control cabinet key with fastening clip
- four different key profiles can be utilised by swivelling the key holder
- for control cabinets and shut-off systems in the supply of gas, water and electricity
- for technical installations in buildings, e.g. air conditioning and ventilation systems, shut-off valves, mains switchboards, etc.
- universal 1/4" bit adapter for standard bits (permanent magnet for retaining)
- additional bit adapter for 1/4" bits inside one key profile
- with 2 reversible bits: cross recess PH / slot 7.0 x 1.2 mm and TX 20 / TX 25
- tool body: plastic, fibreglass-reinforced
- key profiles: zinc die-casted



00
11

Pen-Style Profi-Key

for all standard shut-off systems



00 11 08

Article-No.	EAN	↔ mm	□ mm	△ mm	— mm	⚖ g
00 11 08	4003773-063025	145	5 / 8	9	6 / 7 / 8 / 9	142

- easy to carry pen-style control cabinet key with fastening clip
- three different key profiles can be utilised by swivelling the key holder
- multi-purpose wrench for access on construction sites with profiles for the areas of heating, air conditioning, plumbing and building technology, e.g. for door and window handles or for radiator-bleeding
- universal 1/4" bit adapter for standard bits (permanent magnet for retaining)
- additional bit adapter for 1/4" bits inside one key profile
- with inserted bit: cross recess PH 2 and possibility of safekeeping a second bit
- tool body: plastic, fibreglass-reinforced
- key profiles: zinc die-casted



00
11

Pen-Style Control Cabinet Key

with voltage and magnetic field detector

for all standard cabinets and shut-off systems



00 11 17



Article-No.	EAN	↔ mm	□ mm	△ mm	○ mm	⚖ g
00 11 17	4003773-068396	155	6 / 8	9	3 - 5	136

- easy to carry pen-style control cabinet key with fastening clip
- contactless detection of alternating current with optical indication (red LED); range of voltage 50 - 600 V; frequency range 50 - 60 Hz
- contactless detection of magnetic fields with optical indication (green LED)
- start button
- battery saving automatic switch-off. The device switches off automatically after 2 minutes not in use.
- indicated by means of a bright LED: start-up self test, battery control and live conductor close-by
- battery case with bayonet catch
- four different key profiles can be utilised by swivelling the key holder
- for control cabinets and shut-off systems in the supply of gas, water and electricity
- for technical installations in buildings, e.g. air conditioning and ventilation systems, shut-off valves, mains switchboards, etc.
- universal 1/4" bit adapter for standard bits (permanent magnet for retaining)
- additional bit adapter for 1/4" bits inside one key profile
- with a reversible bit: cross recess PH / slot 7.0 x 1.2 mm
- tool body: plastic, fibreglass-reinforced
- key profiles: zinc die-casted





ENERGY

IN THE WIND OF CHANGE

Electricity is increasingly being generated using renewable sources such as wind energy. However these can only be ideally used in a few places. The generation and consumption of electricity are therefore moving ever further apart. New supply lines bridge the distance (e.g. until this power reaches the KNIPEX factory), thereby guaranteeing universal coverage reliability in the future. KNIPEX-Cable Shears are contributing to creating the necessary infrastructure by cutting electric cables with the most diverse diameters reliably and precisely.



Cable and Wire Rope Shears

Cable Shears	132
Cable Shears with twin cutting edge	133
Electricians Shears	134
Cable Cutters (ratchet action)	136
Cable Shears (ratchet action)	138
Wire Rope Shears	140
Bowden Cable Cutter	141
Wire Rope and Cable Cutters	141



Whether heavy buried cable or conventional wall line – KNIPEX-Cable Shears satisfy the widest range of professional requirements.



95 Cable Shears



95 11 165



95 12 165



95 16 165




95 22 165

- for cutting copper and aluminium single conductors as well as multiple stranded cables
- not suitable for steel wire and hard drawn copper conductors
- precision ground, hardened blades
- clean and smooth cut without crushing and deformation
- easy cutting with one-hand operation
- guard prevents operators' fingers being pinched
- adjustable bolted joint, self-retaining screw
- High-grade special tool steel, forged, oil-hardened

Style 2

internal opening spring, protected and captive



Cut performed with a Diagonal Cutter: high effort required, inaccurate cut, considerable deforming and crushing of the cable



Cut performed with a Cable Shear: easy, clean cut without any deformation of the cable



Style 2
with internal opening spring

Article No.	EAN 4003773-	↔ mm		Style	Tool	Handles	Cutting capacities			 g
							Ø mm	mm ²	AWG	
95 11 165	040323	165		1	burnished	plastic coated	15	50	1/0	215
95 12 165	029182	165		1	burnished	with multi-component grips	15	50	1/0	250
95 16 165	039648	165		1	chrome plated	insulated with multi-component grips, VDE-tested	15	50	1/0	262
95 21 165	069805	165		2	burnished	plastic coated	15	50	1/0	215
95 22 165	069812	165		2	burnished	with multi-component grips	15	50	1/0	254
95 26 165	069980	165		2	chrome plated	insulated with multi-component grips, VDE-tested	15	50	1/0	275

CABLE AND WIRE ROPE SHEARS

95
1

Cable Shears with twin cutting edge

(PATENTED)



The twin cutting edge allows a comfortable handle position in all cutting situations within the specified cutting capacity.



95 11 200



95 12 200



95 16 200



95 17 200



- for cutting copper and aluminium cables
- not suitable for steel wire and hard drawn copper conductors
- precision ground, hardened blades
- clean and smooth cut without crushing and deformation
- by dividing the cutting actions into initial cut (insulating sheath in the front cutting area) and final cut (conductor in the back cutting area), cables up to Ø 20 mm can be cut in one-hand operation
- less effort required due to favourable lever ratio and optimised cutting-edge geometry
- guard prevents operators' fingers being pinched
- adjustable bolted joint, self-retaining screw
- High-grade special tool steel, forged, oil-hardened



Initial cut: using the front cutting edge to cut the insulating sheath on larger cable diameters leaves an ergonomic handle opening width.



Final cut: after cutting the sheath in the front profile the conductors in the rear part are cut. Initial cut in the front profile, final cut in the rear profile – to keep it as easy as possible.

Article No.	EAN 4003773-	↔ mm	Icons	Tool	Handles	Cutting capacities			⚖ g
						⊘ mm	⊘ mm ²	AWG	
95 11 200	043928	200	⊕ ⊖	burnished	plastic coated	20	70	2/0	283
95 12 200	047834	200	⊕ ⊖	burnished	with multi-component grips	20	70	2/0	324
95 16 200	026761	200	⚠ 1000V ⊕ ⊖	chrome plated	insulated with multi-component grips, VDE-tested	20	70	2/0	340
95 17 200	026952	200	⚠ 1000V ⊕ ⊖	chrome plated	handles with dipped insulation, VDE-tested	20	70	2/0	360

CABLE AND WIRE ROPE SHEARS

95

Cable Shears



95 05 165



95 06 230



- not suitable for steel wire and hard drawn copper conductors
- precision ground, hardened blades
- no crushing, slight deformation of the cable only
- guard prevents operators' fingers being pinched
- adjustable bolted joint
- shears body: surgical steel, stainless, vacuum-hardened
- handles: plastic, impact-proof

95 05 165

cuts cables up to 10 mm dia. / 24 mm²; with opening spring and locking device; blades made of stainless steel; oil-hardened and tempered

95 06 230

for copper single conductors up to 16 mm², multiple stranded wires up to 50 mm², fine stranded up to 70 mm² and aluminium conductors multiple stranded wires up to 70 mm²; easy cutting with one-hand operation due to high transmission ratio; stainless - special grade - steel, oil-hardened and tempered

Article No.	EAN 4003773-	↔ mm	Icons	Head	Handles	Cutting capacities			⚖ g
						Ø mm	mm ²	AWG	
95 05 165	019596	165	⊕ ⊞ MM	polished	plastic coated	10	24	3	111
95 06 230	006305	230	⚡ 1000V ⊕ ⊞	polished	plastic insulated, VDE-tested	16	50	1/0	274

95

Electricians Shears



95 05 155 SB



Precisely ground blades with fine serration for a clean, non-slip cut

Cutting edge with integrated cable cutter

With plastic belt case

- universal shears for electricians
- handles with multi-component grips, fibreglass-reinforced
- cutting edges made from stainless steel, hardness of cutting edges 56 HRC

Article No.	EAN 4003773-	↔ mm	⚖ g
95 05 155 SB	077725	160	110



95

Cable Shears



95 12 500



95 17 500



Short design, length only 500 mm

Low weight, high leverage

- for cutting copper and aluminium single conductors as well as multiple stranded cables
- not suitable for steel wire and wire ropes
- precision ground, hardened blades
- clean and smooth cut without crushing and deformation
- low weight
- guard prevents operators' fingers being pinched
- adjustable bolted joint
- cutter head: vanadium electric steel, forged, oil-hardened
- handles: aluminium tube, high-strength



Large cutting capacity:
max. 27 mm dia. / 150 mm²

Article No.	EAN 4003773-	↔ mm	Icons	Head	Handles	Cutting capacities			
						Ø mm	mm ²	AWG	g
95 12 500	069966	500	⊕ ⊞ ⊚	burnished	with multi-component grips	27	150	5/0	1090
95 17 500	026785	500	⚠ 1000V ⊕ ⊞ ⊚	polished	handles with dipped insulation, VDE-tested	27	150	5/0	1477

95

Cable Shears



95 21 600



- for cutting copper and aluminium single conductors as well as multiple stranded cables
- not suitable for steel wire and wire ropes
- precision ground, hardened blades
- clean and smooth cut without crushing and deformation
- favourable lever ratio due to toggle lever
- guard prevents operators' fingers being pinched
- adjustable bolted joint
- bolted cutter head, replaceable
- cutter head: high-grade chrome vanadium electric steel, forged, oil-hardened
- handles: steel tube

Article No.	EAN 4003773-	↔ mm	Icons	Head	Handles	Cutting capacities			
						Ø mm	mm ²	AWG	g
95 21 600	025252	600	⊕ ⊞	polished	with plastic grips	27	150	5/0	1836
95 27 600	021797	600	⚠ 1000V ⊕ ⊞ ⊚	polished	handles with dipped insulation, VDE-tested	27	150	5/0	2301

95 29 600 021803 Spare cutter head for 95 21 600 / 95 27 600


CABLE AND WIRE ROPE SHEARS

95
3


Cable Cutters (ratchet action)

PATENTED

- for cutting copper and aluminium single conductors as well as multiple stranded cables
- not suitable for steel wire and wire ropes
- precision ground, hardened blades
- clean and smooth cut without crushing and deformation
- one-hand operation using ratchet principle
- little handforce required due to very high transmission ratio
- two-stage ratchet drive for easy cutting
- simple handling as a result of low weight and compact design – can be used even in confined areas
- guard prevents operators' fingers being pinched
- High-grade special tool steel, forged, oil-hardened



95 31 250



95 31 280



95 36 250



95 31 280 / 95 36 280

suitable for aluminium sector cable up to 4 x 150 mm²



95 31 280: Large cutting capacity:
max. 52 mm dia. / 380 mm²



Ratchet principle and two-stage ratchet drive for easier cutting



95 31 250/280: fixed handle with support area as an aid to position the cutters on a flat surface

Article No.	EAN 4003773-	↔ mm		Tool	Handles	Cutting capacities			 g
						 Ø mm	 mm ²	MCM	
95 31 250	043935	250		black lacquered	with multi-component grips	32	240	500	676
95 31 280	043942	280		black lacquered	with multi-component grips	52	380	750	860
95 36 250	026884	250		black lacquered	insulated with multi-component grips, VDE-tested	32	240	500	652
95 36 280	026891	280		black lacquered	insulated with multi-component grips, VDE-tested	52	380	750	835

95 39 250 022244 Movable spare blade for 95 31 250 / 95 36 250

95 39 280 025283 Movable spare blade for 95 31 280 / 95 36 280

95
32

Cable Cutters (ratchet principle, 3-stage)



First manual ratchet-action cable cutter for one-hand and two-hand operation for cutting copper and aluminium cables with diameters of up to 60 mm!



95 32 320
⊕ MM



95 36 320
⚠ 1000V ⊕ MM

Sturdy. Easy to use. Stable.

Innovative ratchet-drive

For cable up to 60 mm diameter

- easy handling due to low weight (825 g) and compact construction (320 mm length) - usable in confined areas also
- cutting through copper and aluminium cables with diameters of up to 60 mm in one-hand and two-hand operation
- hardened cutting edges, precisely ground, cut smoothly and neatly without crushing
- for cutting copper and aluminium single conductors as well as multiple stranded cables (not suitable for steel wire and wire ropes)
- innovative three-stage ratchet-drive with high leverage for easy cutting in one-hand and two-hand operation
- fixed handle with support area for putting down the pliers when cutting
- High-grade special tool steel, forged, oil-hardened



Article No.	EAN	↔ mm	⊕ MM	Tool	Head	Handles	Cutting capacities			
							⊕ mm	⊕ mm ²	MCM	⚖ g
95 32 320	4003773-075172	320	⊕ MM	black atramentized	polished	with multi-component grips	60	600	1200	825
95 36 320	075189	320	⚠ 1000V ⊕ MM	black atramentized	polished	insulated with multi-component grips, VDE-tested	60	600	1200	830

95 39 320 01 075714 Pivot cutter repair kit for 95 32 320 and 95 36 320

95 39 320 02 075721 Fixed cutter repair kit for 95 32 320 and 95 36 320

CABLE AND WIRE ROPE SHEARS

95
32

Cable Shears (ratchet action)

with telescopic handles



95 32 038



Handles adjustable in length and angular position for easier work: set the handle length to the optimum lever for powerful cutting; put the handles at an angle for a comfortable gripping position

Cable shears with adjustable telescopic handles allowing angular positioning

- for cable diameters up to 38 mm, handles can be positioned at an angle to set the optimum handle width, which makes the shear also suitable for work in confined areas
- comfortable work thanks to ratchet action and low weight
- heavy duty telescopic handles made of oval aluminium tubing; extendable up to 770 mm for maximum leverage on large cable diameters; retractable down to 570 mm for minimum space requirements during transport
- replaceable cutting head
- extensive cutting range up to max. Ø 38 mm or max. 280 mm² (e.g. 4 x 70 mm² NYY) in copper and aluminium cables
- easier, neater cut due to optimised cutting-edge geometry
- adjustable bolted joint
- cutting head: special quality high-grade tool steel, oil-hardened
- handles: high-strength oval aluminium tubing



Setting of a favourable handle width



After the first partial cut, the handles open by ratchet action



Repeat cutting and opening actions until the cable is cut through

with adjusting button



Article No.	EAN	↔ mm		Head	Handles	Cutting capacities		MCM	△ g
						Ø mm	mm ²		
95 32 038	4003773-071556	570		burnished	with multi-component grips	38	280	550	1980

95 39 038 073260 Spare cutter head for 95 32 038

95
32

Cable Cutters (ratchet action)

with telescopic handles

- for copper and aluminium single conductors as well as multiple stranded cables - also with hard rubber or plastic sheath
- not suitable for steel wire and wire ropes
- also suitable for cables with iron sheath reinforcement
- little hand force required for cutting due to optimum transmission ratio
- high cutting capacity due to two-hand operation and ratchet action
- the blade can be opened in any cutting position
- blade: special-quality high-grade tool steel, oil-hardened
- handles: high-strength oval aluminium tubing
- handle length with multiple position adjustment from 400 - 610 mm (short transport length, individual adaptation to working conditions)



95 32 060



with adjusting button

95 32 060

tool length: 600 - 810 mm; weight only 3820 g

95 32 100

tool length: 650 - 860 mm; weight only 4980 g



Article No.	EAN	↔ mm	Head	Handles	Cutting capacities			⚖ g
					∅ mm	mm ²	MCM	
95 32 060	4003773-071563	600	burnished	with multi-component grips	60	740	1400	3820
95 32 100	071570	650			100	960	1900	4980

95 39 720 025290 Movable spare blade for 95 31 720 / 95 32 060

95 39 870 025306 Movable spare blade for 95 31 870 / 95 32 100

CABLE AND WIRE ROPE SHEARS

95
6

Wire Rope Shears forged

Double function: neat cutting, precise crimping



Cuts all wire ropes without splaying, including those that are extremely strong



95 61 190



95 62 190



- with two crimping dies for end caps on Bowden cable sheaths and end ferrules for traction cables
- comfortable work thanks to handy, slim design and internal opening spring
- bolted joint for precise blade guidance, re-adjustable
- high leverage for reduced effort
- cutting-edge hardness approx. 64 HRC
- Chrome vanadium heavy-duty steel, forged, oil-hardened

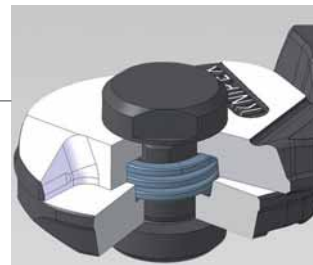


Crimping of the end ferrule onto the traction cable



Crimping of the end caps on the Bowden cable sheath

Precise guiding through a bolted joint



Internal opening spring

Transport lock and opening limiter

Crimp profiles



Article No.	EAN	↔ mm	Icons	Head	Handles	Cutting capacities				⚖ g
						⊕ Ø mm	⊗ Ø mm	◐ Ø mm	○ Ø mm	
95 61 190	040651	190	⊕ ⊗ ◐ ○	polished	plastic coated	7	6	4	2.5	314
95 62 190	071976	190	⊕ ⊗ ◐ ○	burnished	with multi-component grips	7	6	4	2.5	314

CABLE AND WIRE ROPE SHEARS

95
6

Bowden Cable Cutter



95 61 150
 MM

- for Bowden cables and soft wire rope up to 3.0 mm dia. (also V2A)
- smooth and clean cutting due to special shape of the cutting edges
- sickle shape cutting edges surround the material and prevent the wire rope fanning out
- little handforce required due to very high transmission ratio
- with opening spring and locking device

- cutting edges additionally induction hardened
- High-grade special tool steel, forged, oil-hardened



Article No.	EAN 4003773-	↔ mm	MM	Shears	Head	Handles	Cutting capacities	
							Ø mm	g
95 61 150	065197	150	MM	black atramentized	polished	plastic coated	3	205

95

Wire Rope and ACSR-Cable Cutters




95 71 600
 MM



95 77 600
 MM
 ⚠ 1000V

- for wire ropes and steel rods, copper and aluminium cables
- suitable for cutting overhead cables with strain relief wire (ACSR-cables)
- angular cutting blades allow cutting of single rope wire
- optimum transmission ratio for high cutting performance
- bolted cutter head, replaceable
- low weight
- cutter head: high-grade special tool steel, oil-hardened
- handles: aluminium, high-strength



95 81 600
 with reinforced cutter head for higher performance, also cuts piano wire

Article No.	EAN 4003773-	↔ mm	MM	Head	Handles	Cutting capacities					g
						mm ²	Ø mm	Ø mm	Ø mm	AWG	
95 71 445	014522	445	MM	polished	with plastic grips	95	10	7		3/0	1083
95 71 600	014539	600	MM	polished	with plastic grips	150	14	9		5/0	1716
95 77 600	025313	600	MM 1000V	polished	with dipped insulation	150	14	9		5/0	2359
95 81 600	025344	600	MM	polished	with plastic grips	150	16	10	4.5	5/0	2256

95 79 445 025320 Spare cutter head for 95 71 445

95 79 600 025337 Spare cutter head for 95 71 600 / 95 77 600

95 89 600 025351 Spare cutter head for 95 81 600



DARING HELP FROM THE AIR


Mountain rescue is a challenge for both – man and machine. Whatever the weather, the pilot must keep his helicopter hovering in precisely the right place close to the mountain. In order to lower rescue workers or rescue casualties. Extremely complex drive and control systems permit the risky flight manoeuvre by means of a very precisely and reliable signal transmission.

These and many other crimp connections in a wide range of applications are produced safely and reliably using KNIPEX-Crimping Pliers.



Crimping Pliers, Crimp Assortments

Crimp Grip Pliers	144
Criming Pliers	144
Insertion Tool	145
MultiCrimp®	146
Crimp System Pliers	148
eCrimp	149
Crimping Dies	150
Locators	152
Tool Case for Photovoltaics	152
Tool Case for Photovoltaics MC3	153
Mounting Tool for MC3 connectors	153
Set of Mounting Tools MC4 connectors	153
Compression Tool	154
Crimping Pliers for Scotchlok connectors	154
Crimping Pliers for Western plugs	154
Crimping Pliers short design	155
Crimping Pliers also for two-hand operation	156
PreciForce®	157
Four-Mandrel Crimping Pliers for turned contacts	158
Self-Adjusting Crimping Pliers for end sleeves (ferrules) with lateral access	160
Self-Adjusting Crimping Pliers for end sleeves (ferrules) with front loading	161
Crimping Pliers for micro plugs	162
Crimping Pliers for end sleeves (ferrules)	162
Crimping Pliers for end sleeves (ferrules) with front loading	163
Crimp Assortments for end sleeves (ferrules)	164
Crimp Assortments for cable connectors	165
Cable Connectors	166



Four mandrel crimping pliers are used for extremely reliable connections. KNIPEX-Crimping Pliers permit them to be performed reliably.



CRIMPING PLIERS

97 00 Crimp Grip Pliers




97 00 215 A




- for solder-free electrical connections
- quick release lever
- high contact pressure with minimum handforce using toggle lever transmission
- reproducible crimping quality with high tensile strength because of zero point lock
- adjustable crimping pressure
- Special steel, high-strength

Article No.	EAN 4003773-	↔ mm			Pliers	Applications	Capacity mm ²	AWG	⚖ g
97 00 215 A	006497	215			burnished	insulated terminals and plug connectors	0.5 - 6	20 - 10	520

97 2 Crimping Pliers




97 21 215



97 22 240



- for cutting cables, stripping wire and crimping insulated and non-insulated terminals, connectors and plug type connectors
- with threaded holes for cutting copper and brass screws threaded M 2.6 / M 3 / M 3.5 / M 4 and M 5
- bolted joint for higher stability and even movement
- Special steel, high-strength



Article No.	EAN 4003773-	↔ mm			Pliers	Handles	Applications	Capacity mm ²	AWG	⚖ g
97 21 215	019688	230			burnished	with multi-component grips	insulated terminals and plug connectors	0.75 - 6	18 - 10	224
97 21 215 B	019695	230			burnished	with multi-component grips	non-insulated open plug-type connectors (plug width 6.3 mm)	0.5 - 2.5	20 - 13	290
97 21 215 C	019701	230			burnished	with multi-component grips	non-insulated terminals and plug connectors	0.5 - 6	20 - 10	222
97 22 240	070726	240			black lacquered	with multi-component grips	insulated terminals and plug connectors	0.75 - 6	18 - 10	300
							non-insulated open plug-type connectors (plug width 6.3 mm)	0.5 - 6	20 - 10	

CRIMPING PLIERS

97 32 Crimping Pliers



- for cutting cables, stripping wire and crimping insulated and non-insulated terminals and connectors
- with threaded holes for cutting copper and brass screws threaded M 2.6 / M 3 / M 3.5 / M 4 and M 5
- Special steel, high-strength

Article No.	EAN 4003773-	↔ mm		Pliers	Handles	Applications	Capacity mm ²	AWG	⚖ g
97 32 225	019718	225		burnished	with plastic grips	insulated terminals and plug connectors	0.5 - 6	20 - 10	240
						non-insulated terminals and plug connectors	0.5 - 2.5	20 - 13	

97 40 Insertion tool for LSA-Plus and identical



97 40 10

- tool for putting on boards, sockets and fields
- pushing down and cutting in one operation
- for UTP and STP cables, conductor 0.4 - 0.8 mm dia.
- with integrated pulling hook and release blade
- housing: plastic, impact-proof



Putting down and cutting the cable in one operation



With integrated pulling hook

Article No.	EAN 4003773-	↔ mm	Head	Applications	Capacity Ø mm	⚖ g
97 40 10	044895	175	burnished	UTP- and STP-cables, LSA-Plus and identical	0.4 - 0.8	100

97
33

KNIPEX MultiCrimp®

Crimping Pliers with changer magazine



97 33 01



97 33 01

Crimping pliers with round magazine and three interchangeable crimping die sets for non-insulated open plug type connectors (plug width 4.8 + 6.3 mm) from 0.5 - 6 mm²; for insulated terminals, plug connectors and butt connectors from 0.5 - 6 mm² and for insulated and non-insulated end sleeves (ferrules) from 0.25 - 6 mm²

Now also for insulated and non-insulated end sleeves (ferrules) 10 / 16 / 25 mm²

Universal indent crimping die for non-insulated connectors



97 33 02



97 33 02

Crimping pliers with round magazine and five interchangeable crimping dies for non-insulated open plug type connectors (plug width 4.8 + 6.3 mm) from 0.5 - 6 mm²; for insulated terminals, plug connectors and butt connectors from 0.5 - 6 mm²; for insulated and non-insulated end sleeves (ferrules) from 0.25 - 6 mm²; for insulated and non-insulated end sleeves (ferrules) with 10 / 16 / 25 mm² and for non-insulated crimp terminals, tube and compression cable lugs in accordance with DIN 46234 and DIN 46235 and non-insulated crimp, butt and press connectors in accordance with DIN 46341 and DIN 46267

Available from 01.09.2014



Compact, inexpensive and light-weight crimping pliers for fitting and repairs. The electrician needs only one tool now instead of five as before.

- just one tool for the most common crimping applications
- crimping dies changed quickly and easily without any additional tool
- sorted and protected storage of the interchangeable dies in a round magazine
- comfortable, powerful crimping pliers in professional quality
- same reliable crimping results as with fixed crimping dies
- repetitive, high crimping quality due to precision dies and integral lock (self-releasing mechanism)
- Chrome vanadium electric steel in special quality, oil-hardened
- round magazine: plastic, fibreglass-reinforced



Changing position: service lever opens out for parallel jaw positioning



Changing the crimping dies: unlock the magazine position, take out the set of dies which the pliers have been pushed on



Fold in the service lever and press the pliers – ready for use again

CRIMPING PLIERS



Magazine for crimping dies can be carried on a belt

Clearly visible marking on the crimping dies with pictograms

Article No.	EAN 4003773-	↔ mm			Applications	Capacity mm ²	AWG	△ g	
97 33 01	066927	250			MMM	non-insulated open plug type connectors (plug width 4.8 + 6.3 mm)	0.5 - 1 1.5 - 2.5 4 - 6	20 - 10	770
						insulated terminals, plug connectors and butt connectors	0.5 - 1 1.5 - 2.5 4 - 6	20 - 10	
						insulated and non-insulated end sleeves (ferrules)	0.25 - 0.75 1 - 1.5 2.5 4 6	23 - 10	
97 33 02	066934	250			MMM	non-insulated open plug type connectors (plug width 4.8 + 6.3 mm)	0.5 - 1 1.5 - 2.5 4 - 6	20 - 10	870
						insulated terminals, plug connectors and butt connectors	0.5 - 1 1.5 - 2.5 4 - 6	20 - 10	
						insulated and non-insulated end sleeves (ferrules)	0.25 - 0.75 1 - 1.5 2.5 4 6	23 - 10	
						insulated and non-insulated end sleeves (ferrules)	10 / 16 / 25	7 / 5 / 3	
						non-insulated crimp terminals, tube and compression cable lugs in accordance with DIN 46234 and DIN 46235 and non-insulated crimp, butt and press connectors in accordance with DIN 46341 and DIN 46267	0.5 - 1 1.5 - 2.5 4 - 6 10	20 - 7	

97 39 05	070078	Crimping dies, for non-insulated open plug type connectors (plug width 4.8 + 6.3 mm)
97 39 06	070085	Crimping dies, for insulated terminals, plug connectors and butt connectors
97 39 08	070092	Crimping dies, for insulated and non-insulated end sleeves (ferrules)
97 39 09	077763	Crimping dies, for insulated and non-insulated end sleeves (ferrules)
97 39 13	070108	Crimping dies, for non-insulated crimp terminals, tube and compression cable lugs in accordance with DIN 46234 and DIN 46235 and non-insulated crimp, butt and press connectors in accordance with DIN 46341 and DIN 46267
97 39 13 A	077770	
97 39 30	070115	Crimping dies, for compression joints according to DIN 46267
97 39 90	070061	Changer Magazine, empty

97
43

Crimp System Pliers

for exchangeable crimping dies

PATENTED



With the possibility of crimping almost all currently available crimping connections with just one tool and state-of-the-art crimping pliers technology, the crimp system pliers solves almost all tasks in mobile and stationary crimping technology and is an excellent tool for professionals to use for standard crimping.



97 43 200
MM



97 43 200 A
MM

- just one tool for almost 1,000 crimping applications
- almost parallel crimping die movement
- repetitive, high crimping quality due to precision dies and integral lock (self-releasing mechanism)
- crimping pressure has been set precisely (calibrated) in the factory, re-adjustable
- optimum transmission of force due to lever action for fatigue-reduced operation
- ergonomically designed handles
- different locators for precise positioning of the connectors
- crimping dies for applications not covered in the range offered here, may be available on request
- Chrome vanadium electric steel in special quality, oil-hardened

97 43 05

with attached crimping dies for non-insulated open plug-type connectors (4.8 and 6.3 mm connector width)

97 43 06

with attached crimping dies for insulated terminals and plug connectors

97 43 200

comes in a plastic case; foam insert with recesses for crimping dies and locators; with service tool (Allen key), screws and nuts; without crimping dies

97 43 200 A

pliers without crimping dies, without case



97 43 200 with crimping dies 97 49 06 for insulated terminals, plug connectors and butt connectors



97 43 200 with crimping dies 97 49 09 for insulated and non-insulated end sleeves (ferrules)



97 43 400 with crimping dies 97 49 24 and locator 97 49 93 for D-Sub plugs

Article No.	EAN 4003773-	↔ mm		Pliers	Handles	Applications	Capacity mm ²	AWG	g
97 43 200	030812	200	MM	burnished	with multi-component grips	see crimping dies table			988
97 43 200 A	071587	200	MM	burnished	with multi-component grips	see crimping dies table			574
97 43 05	031031	200		burnished	with multi-component grips	Crimp System Pliers for non-insulated open plug-type connectors (4.8 and 6.3 mm connector width)	0.5 - 6	20 - 10	618
97 43 06	031048	200		burnished	with multi-component grips	Crimp System Pliers for insulated terminals plug connectors and butt connectors	0.5 - 6	20 - 10	610

97
43

KNIPEX eCrimp

Electromechanical Crimp System Pliers
for exchangeable crimping dies



97 43 E

- 97 43 E
with euro plug
- 97 43 E AUS
with plug adapter for AS/NSZ 3112 (AUS+NZ)
- 97 43 E UK
with plug adapter for BS 5733 (GB)
- 97 43 E US
with plug NEMA 1-15P (USA / Canada / Mexico)



The KNIPEX eCrimp is the first electromechanically actuated model of crimping pliers in the world. The possible use of **over 40 KNIPEX crimping dies and locators** as well as **more than 1,000 special crimping dies** from the proven Crimp System Pliers (97 43 200). Its universal application range makes it an essential tool in the workshop and for rough field work.

- strong electromechanical drive, no hydraulic components, no leakages
- max. pressing force of the jaws approx. 11 kN
- ergonomically optimised, user-friendly working height during workshop operation
- LED working light for targeted illumination of the crimping area
- low noise level
- Long servicing intervals (up to 25,000 crimping actions)!
The KNIPEX eCrimp is designed to only require servicing after 25,000 crimping actions. This means the intervals between servicing the electromechanical crimping pliers is 2.5 : 1 in relation to conventionally actuated crimping pliers. The pliers are therefore available for crimping use for considerably longer. They do not need to be sent away frequently for servicing. High availability without downtimes while being serviced.
- powerful li-ion rechargeable battery (12 V; 1.5 Ah; 18 Wh); charge time approx. 30 min; no memory effect
- approx. 170 operating cycles for plug-in connectors with 10 mm² nominal size with a single battery charge
- safety loop to prevent falling during field work



































Article No.	EAN	Mains voltage/ frequency	Connector socket	△ g
97 43 E	076858	230 V / 50 Hz	CEE 7/16	1960
97 43 E UK	076865	230 V / 50 Hz	BS 5733	1960
97 43 E AUS	076872	230 V / 50 Hz	AS/NSZ 3112	1960
97 43 E US	077008	120 V / 60 Hz	NEMA 1-15P	1960



















































97 43 E 01	076889	Spare Storage Battery for KNIPEX eCrimp		
------------	--------	---	--	--



Crimping Dies for Crimp System Pliers for different applications (1,000 special crimping dies upon request)









Article No.	EAN 4003773-			Applications	Capacity mm ²	AWG	Capacity SW mm	Sleeves Ø mm
97 49 04	030850			non-insulated open plug type connectors (plug width 2.8 + 4.8 mm)	plug width 2.8 mm: 0.1 - 0.25 plug width 2.8 mm: 0.5 - 1 plug width 4.8 mm: 0.5 - 1 plug width 4.8 mm: 1.5 - 2.5	27 - 13		
97 49 05	030867			non-insulated open plug type connectors (plug width 4.8 + 6.3 mm)	0.5 - 1 1.5 - 2.5 4 - 6	20 - 10		
97 49 06	030836			insulated terminals, plug connectors and butt connectors	0.5 - 1 1.5 - 2.5 4 - 6	20 - 10		
97 49 07	077749			heat shrinkable sleeve connectors	0.5 - 1 1.5 - 2.5 4 - 6			
97 49 08	030874			insulated and non-insulated end sleeves (ferrules)	0.25 - 0.75 1 - 1.5 2.5 4 6	23 - 10		
97 49 09	030881				10 / 16 / 25	7 / 5 / 3		
97 49 10	076896			non-insulated tubular cable lugs and crimp terminals in accordance with DIN 46237 and non-insulated butt and crimp connectors in accordance with DIN 46341	0.5 - 0.75	13 15 - 17 19 - 20		
97 49 11	076902			non-insulated crimp terminals, tube and compression cable lugs in accordance with DIN 46234 and DIN 46235 and non-insulated crimp, butt and press connectors in accordance with DIN 46341 and DIN 46267		7 / 10 / 11		
97 49 13	030843			non-insulated crimp terminals, tube and compression cable lugs in accordance with DIN 46234 and DIN 46235 and non-insulated crimp, butt and press connectors in accordance with DIN 46341 and DIN 46267	0.5 - 1 1.5 - 2.5 4 - 6 10	20 - 7		
97 49 14	077756			non-insulated crimp terminals, tube and compression cable lugs in accordance with DIN 46234 and DIN 46235 and non-insulated crimp, butt and press connectors in accordance with DIN 46341 and DIN 46267	0.5 - 1 1.5 - 2.5 4 - 6 10			
97 49 15	043164			plug connectors (plug width 6.3 mm) and non-insulated open plug type connectors (plug width 4.8 mm)	plug width 6.3 mm: 1 - 2.5 plug width 4.8 mm: 1 - 2.5 plug width 4.8 mm: 3 - 6	17 - 13 12 - 9		
97 49 16	040675			insulated terminals + plug connectors	10 16	7 / 5		
97 49 18	063186			twin end sleeves	2 x 6 / 10 / 16	10 / 7 / 5		
97 49 19	030898			insulated and non-insulated end sleeves (ferrules)	35 / 50	2 / 0		
97 49 20	045069			F-connectors for TV and satellite connections			7.0 / 8.4 / 8.1	7.7 / 9.5 / 9.5

CRIMPING PLIERS

Article No.	EAN 4003773-			Applications	Capacity mm ²	AWG	Capacity SW mm	Sleeves Ø mm
97 49 23	052135			non-insulated terminals + plug connectors	16 + 25	5 + 3		
97 49 24	030911			D-Sub; HD 20; HDE plugs	0.03 - 0.09 0.2 - 0.56 0.08 - 0.2	32 - 20		
97 49 30	030904			compression joints according to DIN 46267	1.5 - 4.0	15 - 11		
97 49 35	034315			spark plug connectors and distributors (snap-on sleeves, saw tooth couplings, threaded sleeves, ignition cable sleeves and ignition distributor couplings)	1	17		
97 49 40	030959			Coax connectors RG 58, 59, 62, 71, 223			5.4 / 6.48 / 1.72	6.4 / 7.6 / 2.1
97 49 44	041443			rolled contacts	0.14 - 0.25 0.3 - 0.5 0.75 - 1.5	26 - 15		
97 49 50	030966			Coax connectors/Car phone RG 58, 174, 188, 316			3.25 / 4.52 / 5.4 / 1.72 / 1.07 / 0.72	3.9 / 5.4 / 6.4 / 2.1 / 1.3 / 0.95
97 49 54	041450			modular plugs	0.5 - 1 0.5 - 1 1.5 - 2.5 1.5 - 2.5	20 - 13		
97 49 59	073734			solar cable connectors Helios H4 (Amphenol)	2.5 + 4 + 6	13 - 10		
97 49 60	030928			turned contacts (HTS + Harting)	0.14 - 4	26 - 11		
97 49 61	045137			turned contacts		10/11/13/15		
97 49 62	063179			solar cable connectors (Huber + Suhner)	2.5 + 4	13 + 11		
97 49 63	066675			solar cable connectors (Huber + Suhner)	4 + 6	11 + 10		
97 49 64	044055			ABS connectors in motor vehicles	1 - 6	17 - 10		
97 49 65	066682			solar cable connectors MC3 (Multi-Contact)	2.5 - 6	13 - 10		
97 49 66	066699			solar cable connectors MC4 (Multi-Contact)	2.5 - 6	13 - 10		
97 49 66 4	072096			solar cable connectors MC4 (Multi-Contact) cutting - stripping - crimping	4	11		
97 49 66 6	072102				6	10		
97 49 67	066705			solar cable connectors (Hirschmann)	2.5 - 6	13 - 10		
97 49 68	066712			solar cable connectors (Tyco)	1.5 - 6	15 - 10		
97 49 69 1	072119			solar cable connectors gesis® solar PST 40 (Wieland)	1.5 - 2.5	15 / 13		
97 49 69 2	072126				4 - 10	11 - 7		
97 49 70	030942			Western plugs	4 / 6 / 8-pole RJ 10; 11; 12; 45			
97 49 71	075066			solar cable connectors MC4 (Multi-Contact)	4 - 10	11 - 7		

Special profiles on request

CRIMPING PLIERS

Article No.	EAN 4003773-		Applications	Capacity mm ²	AWG	Capacity SW mm	Sleeves Ø mm
97 49 72	076957		solar cable connectors MC3 (Multi-Contact)		7 / 10 / 11		
97 49 74	044062		unshielded Molex plugs (short design)	4 / 6 / 8-pole RJ 10; 11; 12; 45			
97 49 76	047513		shielded Stewart plugs				
97 49 81	042778		fibre optic connectors, e.g. Harting			3.0 / 4.95 / 6.5	3.5 / 6.0 / 7.5
97 49 82	042785		fibre optic connectors, e.g. Telegärtner			3.25 / 3.65 / 4.52	3.6 / 4.0 / 5.4
97 49 83	044079		fibre optic connectors, e.g. FSMA-, ST-, SC- + STSC- / K-connectors			3.65 / 4.2 / 5.0	4.3 / 5.4 / 6.0
97 49 84	042792		fibre optic connectors, e.g. Huber / Suhner			3.8 / 4.3 / 4.95	4.5 / 5.2 / 6.0
97 49 87	043331		fibre optic connectors, e.g. FSMA-; ST- and MIC-connectors			8.7	9.5

97 49 94	030997	Locator for 97 49 04 / 97 52 04 / 97 52 34	
97 49 95	031000	Locator for 97 49 05 / 97 52 05 / 97 52 35	
97 49 93	047926	Locator for 97 49 24 (D-Sub-plugs)	
97 49 59 1	073741	Locator for 97 49 59 (solar cable connectors Helios H4)	
97 49 90	031017	Locator for 97 49 60 (HTS + Harting)	
97 49 65 1	066729	Locator for 97 49 65 (solar cable connectors MC3)	
97 49 66 1	066736	Locator for 97 49 66 (solar cable connectors MC4)	
97 49 68 1	066743	Locator for 97 49 68 (solar cable connectors Solarlok)	
97 49 69 11	072133	Locator for 97 49 69 1 and 97 49 69 2	
97 49 71 1	075073	Locator for 97 49 71 (solar cable connectors MC4)	




97
91

Tool Case for Photovoltaics



97 91 01

- with tools for photovoltaics
- without crimping dies – please order separately (see ref. 97 49...) for individual assortment
- with service tools (hexagonal key) for the change of crimping dies
- shock-resistant plastic case
- foam insert with recesses for tools, crimping dies and locators
- dimensions, exterior (W x H x D): 345 x 80 x 280 mm

Article-No.	EAN 4003773-			Quantity	g
97 91 01	070351		Tool Case for Photovoltaics		1964
			12 12 11 Precision Insulation Stripper, with adapted blades	1	
			95 16 165 Cable Shears	1	
			97 43 200 Crimp System Pliers, for exchangeable crimping dies	1	

97
91

Tool Case for Photovoltaics, MC3 (Multi-Contact)



97 91 02

- the complete tool set to install MC3 connectors
- with service tools (hexagonal key) for the change of crimping dies
- shock-resistant plastic case
- foam inserts with recesses for the tools, crimping dies and locators
- with four empty plastic boxes for consumables; for individual equipping
- dimensions, exterior (W x H x D): 360 x 105 x 300 mm

Article No.	EAN 4003773-				Quantity	△ g
97 91 02	074083		Tool Case for Photovoltaics, MC3 (Multi-Contact)			3280
		MM	12 12 11	Precision Insulation Stripper, with adapted blades	1	
		1000V	95 16 165	Cable Shears	1	
		MM	97 43 200	Crimp System Pliers, for exchangeable crimping dies	1	
			97 49 65	Crimping dies, for solar cable connectors MC3 (Multi-Contact)	1	
			97 49 65 1	Locator for 97 49 65 (solar cable connectors MC3)	1	
			97 49 65 2	Mounting Tool for MC3 connectors	1	

97

Mounting Tool for MC3 connectors



97 49 65 2

- for easy and quick assembly of MC3 solar cable connectors
- for fit solar sleeves for connectors from 2.5 to 10 mm²
- three capsules (2.5 / 4; 6; 10 mm²) for pulling on the sleeves, integrated in the detachable handle
- Body: plastic, fibreglass-reinforced



The assembly tool comes with three torpedo mandrels for the various cable cross-sections

Article No.	EAN 4003773-	↔ mm	Capacity mm ²	△ g
97 49 65 2	072010	325	2.5 - 10	460

97

Set of Mounting Tools for solar cable connectors MC4 (Multi-Contact)



97 49 66 2

- set of two mounting tools
- to tighten cable glands of MC4 solar plugs
- to open the locking of MC4 housings (even in case of mounted lock clip)
- Tool: plastic, fibreglass reinforced

Article No.	EAN 4003773-	↔ mm	△ g
97 49 66 2	074106	115	18

97
40

Compression Tool

for Coax connectors



97 40 20 SB



For crimping F, BNC and RCA connectors

Robust design

- suitable for RG 59 / 6 / 11 cable
- rotatable head for different cable sizes
- rotatable insert for various types of connector
- adjusting screw for various connector lengths
- applicable among others for compression connectors Kathrein EMK 12; Cablecon F-56 CX3 5.1; Astro FKS 06

Size X after compression	plugs	
17 - 24 mm		F (RG 59/6)
30 - 37 mm		BNC (RG 59/6)
22 - 29 mm		RCA (59/6)
35 - 42 mm		F (RG 11)

Article No.	EAN 4003773-	↔ mm	Applications	⚖ g
97 40 20 SB	077626	175	for F, BNC and RCA-plugs	430

97
50

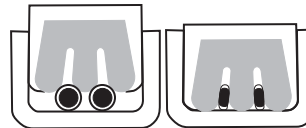
Crimping Pliers for Scotchlok connectors with side cutter



97 50 01
MM



- for crimping plastic-insulated telecommunication or signal cables using the U-contact principle in single Scotchlok connectors
- no stripping necessary, U-shaped elements establish the connection
- cutting edges additionally induction hardened
- with opening spring
- Vanadium electric steel; forged, oil-hardened



Article No.	EAN 4003773-	↔ mm		Head	Handles	Applications	Capacity Ø mm	⚖ g
97 50 01	028239	155		MM	polished plastic coated	Scotchlok single connector	0.4 - 1.1	135

97
51

Crimping Pliers for Western plugs



97 51 10
MM



- professional tool for cutting and stripping unshielded ribbon telephone cables
- for crimping 6- and 8-pole Western plugs type RJ 11/12 (9.65 mm width) and type RJ 45 (11.68 mm width)
- exact crimping process due to parallel crimping
- repetitive, high crimping quality due to integral lock (self-releasing mechanism)
- with length cutter and dismantling knife for ribbon cables 6 and 12 mm length
- with additional stripping device for round cables
- Chrome vanadium electric steel in special quality, oil-hardened

Article No.	EAN 4003773-	↔ mm		Handles	Capacity	⚖ g
97 51 10	043171	190		with multi-component grips	RJ 11/12 (6-poles) 9.65 mm RJ 45 (8-poles) 11.68 mm	340

97 59 06 029700 4 spare blades for 97 51 10

97
51

Crimping Pliers for Western plugs



97 51 12



- professional tool for cutting and stripping unshielded ribbon telephone cables
- for crimping 4-, 6- and 8-pole Western plugs type RJ 10 (7.65 mm width), type RJ 11/12 (9.65 mm width) and type RJ 45 (11.68 mm width)
- exact crimping process due to parallel crimping
- repetitive, high crimping quality due to integral lock (self-releasing mechanism)
- optimum transmission of force thanks to toggle lever for fatigue-reduced operation
- with length cutter and dismantling knife for ribbon cables 6 and 12 mm length
- with additional stripping device for round cables
- Chrome vanadium electric steel in special quality, oil-hardened



Article No.	EAN	↔ mm		Handles	Capacity	g
97 51 12	4003773-043188	200		with multi-component grips	RJ 10 (4-poles) 7.65 mm RJ 11/12 (6-poles) 9.65 mm RJ 45 (8-poles) 11.68 mm	522

97 59 12 069997 Spare blades for 97 51 12

97
52

Crimping Pliers short design



97 52 14



- repetitive, high crimping quality due to precision dies and integral lock (self-releasing mechanism)
- crimping pressure has been set precisely (calibrated) in the factory, re-adjustable
- optimum transmission of force thanks to toggle lever for fatigue-reduced operation
- good handling due to 20° angled head, low weight and short design
- Chrome vanadium electric steel in special quality, oil-hardened



97 52 14

available as accessory: locator for non-insulated open plug-type connectors

Article No.	EAN	↔ mm		Pliers	Handles	Applications	Capacity mm ²	AWG	g
97 52 14	026808	195		burnished	with multi-component grips	non-insulated open plug type connectors (plug width 2.8 + 4.8 mm)	0.10 - 1.5	27 - 16	387
97 52 20	026853	195		burnished	with multi-component grips	COAX-, BNC- and TNC connectors RG 58 / 59 / 62 / 71 / 223			380

97 59 14 026976 Locator for 97 52 14

CRIMPING PLIERS

97
52

Crimping Pliers also for two-hand operation



97 52 04
 



97 52 06
 



97 52 10
 

- for solder-free electrical connections
- the ingenious lever transmission reduces the handforce up to 30% compared with regular crimping pliers
- repetitive, high crimping quality due to precision dies and integral lock (self-releasing mechanism)
- crimping pressure has been set precisely (calibrated) in the factory, re-adjustable
- two-hand operation for easy crimping of large conductor diameters
- easy handling as a result of well balanced centre of gravity, angled head and ergonomically shaped handles
- Chrome vanadium electric steel in special quality, oil-hardened





















First step: move the handle with two fingers only until both jaws touch the connector to be crimped



Second step: now use the whole hand for further crimping procedure



Third step: when greater hand force is required, such as e.g. when crimping insulated connectors 6 mm², two-hand operation is possible by the longer handles

Article No.	EAN 4003773-	↔ mm			Applications	Capacity mm ²	AWG	△ g	
97 52 04	025450	250			non-insulated open plug type connectors (plug width 2,8 + 4,8 mm)	2.8 mm: 0.1 - 0.25 2.8 mm: 0.5 - 1 4.8 mm: 0.5 - 1 4.8 mm: 1.5 - 2.5	27 - 13	562	
97 52 05	025467	250			non-insulated open plug type connectors (plug width 2,8 + 4,8 mm)	0.5 - 1 1.5 - 2.5 4 - 6	20 - 10	572	
97 52 06	025474	250			insulated terminals, plug connectors and butt connectors	0.5 - 1 1.5 - 2.5 4 - 6	20 - 10	565	
97 52 08	025481	250			insulated and non-insulated end sleeves (ferrules)	0.25 - 0.75 1 - 1.5 2.5 4 6	23 - 10	565	
97 52 09	025498	250			insulated and non-insulated end sleeves (ferrules)	10 / 16 / 25	7 / 5 / 3	571	
97 52 10	023678	250			Coax-, BNC- and TNC-connectors			577	
97 52 13	048084	250			non-insulated crimp terminals, tube and compression cable lugs in accordance with DIN 46234 and DIN 46235 and non-insulated crimp, butt and press connectors in accordance with DIN 46341 and DIN 46267	0.5 - 1 1.5 - 2.5 4 - 6 10	20 - 7	558	
97 52 19	052142	250			insulated and non-insulated end sleeves (ferrules)	35 / 50	2 / 0	567	
97 52 23	052159	250			non-insulated terminals + plug connectors	16 / 25	5 / 3	565	
97 49 94	030997	Locator for 97 49 04 / 97 52 04 / 97 52 34							
97 49 95	031000	Locator for 97 49 05 / 97 52 05 / 97 52 35							

CRIMPING PLIERS

97
52

KNIPEX PreciForce® Crimping Pliers



97 52 30



97 52 33



97 52 34




97 52 36



97 52 38

For daily crimping applications, the specialist likes crimping pliers that work precisely and reliably. In addition, they should be light, comfortable to use, robust and reasonably priced: PreciForce®.

- repetitive, high crimping quality due to precision dies and integral lock (self-releasing mechanism)
- crimping pressure has been set precisely (calibrated) in the factory, re-adjustable
- optimum transmission of force thanks to toggle lever for fatigue-reduced operation
- good handling thanks to favourable handle position, low weight, compact design and ergonomically shaped handles
- Chrome vanadium electric steel in special quality, oil-hardened



97 52 37

Article No.	EAN 4003773-	↔ mm		Applications	Capacity mm ²	AWG	△ g	
97 52 30	051855	220		compression joints according to DIN 46267	1.5 - 4 (6 - 10)	15 - 11 10 / 7	477	
97 52 33	051862	220		non-insulated crimp terminals, tube and compression cable lugs in accordance with DIN 46234 and DIN 46235 and non-insulated crimp, butt and press connectors in accordance with DIN 46341 and DIN 46267	0.5 - 1 1.5 - 2.5 4 - 6 10	20 - 7	478	
97 52 34	051879	220		non-insulated open plug type connectors (plug width 2,8 + 4,8 mm)	2.8 mm: 0.1 - 0.25 2.8 mm: 0.5 - 1 4.8 mm: 0.5 - 1 4.8 mm: 1.5 - 2.5	27 - 13	483	
97 52 35	051886	220		non-insulated open plug type connectors (plug width 4,8 + 6,3 mm)	0.5 - 1 1.5 - 2.5 4 - 6	20 - 10	494	
97 52 36	051893	220		insulated terminals + plug connectors	0.5 - 1 1.5 - 2.5 4 - 6	20 - 10	487	
97 52 37	063193	220		heat shrinkable sleeve connectors	0.5 - 1 1.5 - 2.5 4 - 6	20 - 10	478	
97 52 38	051909	220		insulated and non-insulated end sleeves (ferrules)	0.25 - 0.75 1 - 1.5 2.5 4 6	23 - 10	493	
97 52 50	051916	220		COAX-, BNC- and TNC-connectors for RG 58; 174; 188; 316			498	
97 49 94	030997	Locator for 97 49 04 / 97 52 04 / 97 52 34						
97 49 95	031000	Locator for 97 49 05 / 97 52 05 / 97 52 35						

97
52

Four-Mandrel Crimping Pliers for turned contacts



97 52 63 DG

PATENTED ✖ M



97 52 64

✖ M



97 52 65

PATENTED ✖ M



97 52 65 DG

PATENTED ✖ M



97 59 65 2



Turned contacts are used for particularly demanding plug-type connections, e.g. in medical industry and aeronautics. Extremely reliable crimping connections can be achieved only with pliers that work with absolute precision and maintain the required crimping depth in the 1/100 mm range.

- for crimping turned contacts
- four-mandrel crimping for top-quality crimping connections
- mandrel gauge to check the basic setting
- repetitive, high crimping quality due to integral lock (self-releasing mechanism)
- optimum transmission of force due to highly effective lever action for fatigue-reduced operation
- high operation comfort thanks to handy shape
- Chrome vanadium electric steel in special quality, oil-hardened

97 52 63

fine adjustment of pressure depending on the conductor's diameter by means of adjusting wheel; pliers in a plastic case with foam insert and standard locator for precise positioning of the contacts

97 52 63 DG

crimping capacity can be adjusted in increments of 0.01 mm; with digital display of the preset crimping capacities and possibility of re-calibration via RESET function with electronic wear monitoring; adjustment in mm, inches or comparable selection positions according to MIL; pliers in a plastic case with foam insert and standard locator for precise positioning of the contacts

97 52 64

pressure adjustment depending on the conductor's diameter by means of adjusting wheel in 4 different positions; locator for positioning the contacts

97 52 65

fine adjustment of pressure depending on the conductor's diameter by means of adjusting wheel; locator for positioning the contacts; with table for calculating the settings; pliers in a plastic case with foam insert

97 52 65 A

fine adjustment of pressure depending on the conductor's diameter by means of adjusting wheel; with table for calculating the settings; pliers in a plastic case with foam insert

97 52 65 DG

crimping capacity can be adjusted in increments of 0.01 mm; with digital display of the preset crimping capacities and possibility of re-calibration via RESET function with electronic wear monitoring; adjustment in mm, inches or comparable selection positions according to MIL; with table for calculating the settings; pliers in a plastic case with foam insert and standard locator for precise positioning of the contacts

97 52 65 DG A

crimping capacity can be adjusted in increments of 0.01 mm; with digital display of the preset crimping capacities and possibility of re-calibration via RESET function with electronic wear monitoring; adjustment in mm, inches or comparable selection positions according to MIL; with table for calculating the settings; pliers in a plastic case with foam insert; without locator

97 59 65 2

locator for holding turned contacts for crimping; precisely adjustable to the length (20 - 45 mm) and diameter (1 - 8 mm) of the crimping connector; locator that is universally adjustable (in length and diameter) for the repeatable exact alignment of turned contacts in crimping pliers; can be set to all commercially available turned contacts in the four-mandrel crimping pliers' capacity range

CRIMPING PLIERS



Standard locator



Multifunctional digital indication, adjustment in mm, inches or comparable selection positions according to MIL

Article No.	EAN 4003773-	↔ mm		Pliers	Handles	Applications	Capacity mm ²	AWG	△ g
97 52 63	050148	180		chrome plated	with multi-component grips	turned contacts	0.08 - 2.5	28 - 13	388
97 52 63 DG	063209	195		chrome plated	with multi-component grips	turned contacts	0.08 - 2.5	28 - 13	388
97 52 64	044093	180		chrome plated	with multi-component grips	turned contacts	0.08 - 2.5	28 - 13	424
97 52 65	045236	230		chrome plated	with multi-component grips	turned contacts (Harting; Ilme; Phoenix; Amphenol; Walther; HTS; Contact; Weidmüller)	0.14 - 6	25 - 10	676
97 52 65 A	071594	250		chrome plated	with multi-component grips	turned contacts (Harting; Ilme; Phoenix; Amphenol; Walther; HTS; Contact; Weidmüller)	0.14 - 6	25 - 10	604
97 52 65 DG	063216	250		chrome plated	with multi-component grips	turned contacts (Harting; Ilme; Phoenix; Amphenol; Walther; HTS; Contact; Weidmüller)	0.14 - 6	25 - 10	633
97 52 65 DG A	071990	250		chrome plated	with multi-component grips	turned contacts (Harting; Ilme; Phoenix; Amphenol; Walther; HTS; Contact; Weidmüller)	0.14 - 6	25 - 10	633

97 59 65 2 071600 Universal Locator for 97 52 65 / 97 52 65 A / 97 52 65 DG / 97 52 65 DG A

CRIMPING PLIERS

97
53

Self-Adjusting Crimping Pliers for end sleeves (ferrules) with lateral access

PAT. PEND.

Compact crimping pliers forend sleeves (ferrules) with two great advantages for the user:
 - Automatic self-adjustment to the end sleeve (ferrule) used: this allows the specialist to work with less strain and enables secure, reliable and quick crimping.
 - Extensive range of applications

Square compression now additionally also for end sleeves (ferrules) up to 16 mm²

Narrow handle width and improved ergonomics



Crimping capacity can be switched over from 10 mm² to 16 mm²



97 53 04 0,08 - 10 mm² + 16 mm²



square compression for optimum contact areas in the clamp connection

97 53 04



Proven functions

- for crimping end sleeves (ferrules) according to DIN 46228 parts 1 + 4
- self-adjusting adaptation to the desired end sleeve (ferrule) size: no wrong crimps caused by using the wrong die
- fits all twin- ferrules within the application range
- repetitive, high crimping quality due to integral lock (self-releasing mechanism)
- tools have been set precisely (calibrated) in the factory
- optimum transmission of force thanks to toggle lever for fatigue-reduced operation
- handy shape and low weight provide high operation comfort

Expanded capacity of hexagonal crimping up to 10 mm²

Narrow handle width and improved ergonomics



97 53 14 0,08 - 10 mm²



hexagonal compression for optimum positioning in confined areas

97 53 14



Article No.	EAN 4003773-	↔ mm		Pliers	Handles	Applications	Capacity mm ²	AWG	△ g
97 53 04	028017	180		burnished	with multi-component grips	End Sleeves (ferrules)	0.08 - 10 / 16	28 - 7 / 5	405
97 53 14	041474	180		burnished	with multi-component grips	End Sleeves (ferrules)	0.08 - 10	28 - 7	404

97
53

Self-Adjusting Crimping Pliers for end sleeves (ferrules) with front loading



PATENTED



97 53 08



The crimping pliers for end sleeves (ferrules) with three great advantages for the user:

- Automatic self-adjustment to the end sleeve (ferrule) used: this allows the specialist to work with less strain and enables secure, reliable and quick crimping.
- Range of applications also for large cross-sections: square crimping 0.08 to 10 + 16 mm²
- Front loading: very helpful under difficult working conditions in confined areas.

- for crimping end sleeves (ferrules) according to DIN 46228 parts 1 + 4
- self-adjusting adaptation to the desired end sleeve (ferrule) size: no wrong crimps caused by using the wrong die
- fits all twin-ferrules within the application range
- front loading of the end sleeves (ferrules) into the tool
- repetitive, high crimping quality due to integral lock (self-releasing mechanism)
- crimping pressure has been set precisely (calibrated) in the factory, re-adjustable
- optimum transmission of force thanks to toggle lever for fatigue-reduced operation
- high operation comfort thanks to handy shape and low weight
- Chrome vanadium electric steel in special quality, oil-hardened



97 53 09



97 53 08
compression from 0.08 - 10 mm² in one profile; end sleeves (ferrules) up to 2.5 mm² can also be loaded parallelly from the side

97 53 09
compression from 0.08 - 10 mm² and 16 mm² in one profile; with selector lever for setting the crimping area either to 0.08 - 10 mm² or 16 mm²



Square crimping


97 53 09



Front loading of end sleeves (ferrules) e.g. in switchboards



97 53 08: lateral loading of end sleeves (ferrules) up to 2.5 mm² parallelly from the side e.g. in confined areas



Article No.	EAN 4003773-	↔ mm			Pliers	Handles	Applications	Capacity mm ²	AWG	g
97 53 08	040187	190			burnished	with multi-component grips	End Sleeves (ferrules)	0.08 - 10	28 - 7	477
97 53 09	044550	190			burnished	with multi-component grips	End Sleeves (ferrules)	0.08 - 10 / 16	28 - 7 / 5	486

CRIMPING PLIERS

97
54

Crimping Pliers for micro plugs

parallel crimping



97 54 24



- parallel crimping performance to satisfy the particularly high standards of small connectors
- repetitive, high crimping quality due to precision dies and integral lock (self-releasing mechanism)
- fixed locator for D-Sub micro plugs for an exact positioning of connector and cable
- crimping pressure has been set precisely (calibrated) in the factory, re-adjustable
- optimum transmission of force thanks to toggle lever for fatigue-reduced operation
- crimping pliers for other mini plugs as e. g. HD 22, Modu IV, Micro Timer, MQS, .. on request
- Chrome vanadium electric steel in special quality, oil-hardened



Article No.	EAN 4003773-	↔ mm			Pliers	Handles	Applications	Capacity mm ²	AWG	⚖ g
97 54 24	060215	190			burnished	with multi-component grips	D Sub; HD 20; HDE plug	0.03 - 0.56	32 - 20	305

97
6

Crimping Pliers for end sleeves (ferrules)



97 62 145 A



97 68 145 A



1000V

- for crimping end sleeves (ferrules) according DIN 46228 parts 1 + 4 in the range from 0.25 up to 2.5 mm²
- crimping in marked trapezoidal dies for reliable connections between the sleeve and the conductor
- Vanadium electric steel; forged, oil-hardened



Article No.	EAN 4003773-	↔ mm			Head	Handles	Capacity mm ²	AWG	⚖ g
97 61 145 A	035558	145			polished	plastic coated	0.25 - 2.5	23 - 13	140
97 61 145 F	043980	145			polished	plastic coated	0.25 - 2.5	23 - 13	140
97 62 145 A	060154	145			polished	with multi-component grips	0.25 - 2.5	23 - 13	170
97 68 145 A	071754	145			polished	insulated with multi-component grips, VDE-tested	0.25 - 2.5	23 - 13	175

97
7

Crimping Pliers for end sleeves (ferrules)



97 71 180



97 72 180



97 78 180



Now also as VDE version

30 % easier crimping due to improved leverage

Light and slim design

- for crimping end sleeves (ferrules) according to DIN 46228 parts 1 + 4 from 0.25 to 16 mm²
- crimping in marked half-round dies for reliable connections between the sleeve and the conductor
- 9 particularly deep dies with conical side faces
- High-grade special tool steel, forged, oil-hardened

0.75 mm²



6 mm²



16 mm²



Article No.	EAN 4003773-	↔ mm			Head	Handles	Applications	Capacity mm ²	AWG	⚖ g
97 71 180	040668	180			polished	plastic coated	End Sleeves (ferrules)	0.25 - 16	23 - 5	205
97 72 180	060185	180			polished	with multi-component grips	End Sleeves (ferrules)	0.25 - 16	23 - 5	242
97 78 180	072003	180			polished	insulated with multi-component grips, VDE-tested	End Sleeves (ferrules)	0.25 - 16	23 - 5	254

97
8

Crimping Pliers for end sleeves (ferrules) with front loading



97 81 180



- for crimping end sleeves (ferrules) according to DIN 46228 parts 1 + 4 in the range 0.5 to 6 mm²
- ideal for work in confined areas, e.g. in narrow and deep switch boxes
- Special tool steel, forged, oil-hardened



Article No.	EAN 4003773-	↔ mm			Head	Handles	Applications	Capacity mm ²	AWG	⚖ g
97 81 180	019794	180			polished	plastic coated	End Sleeves (ferrules)	0.5 - 6	20 - 10	227

CRIMP ASSORTMENTS

97
90

Crimp Assortments for end sleeves (ferrules)



97 90 05



97 90 06



97 90 09



97 90 10



97 90 12



97 90 23



97 90 24



Several boxes can be connected with each other

- in a TANOS MINI-systainer® (solid plastic box)
- T-Loc fastener for one-handed operation: open or close the systainer® with one turn and connect to a second systainer®
- opening when connected: fast and simple access to content without disconnection
- two stackable plastic inserts with 6 trays each for connectors
- with an assortment of end sleeves (ferrules) with / without collar

97 90 05
with crimping pliers for end sleeves
97 71 180

97 90 06
with Crimping Pliers for end sleeves
97 71 180

97 90 09
with Self-Adjusting Crimping Pliers for End Sleeves (ferrules) 97 53 04

97 90 10
with Self-Adjusting Insulation Stripper 12 40 200; with Self-Adjusting Crimping Pliers for End Sleeves (ferrules) 97 53 04

97 90 12
with Self-Adjusting Insulation Stripper 12 40 200; with Self-Adjusting Crimping Pliers for End Sleeves (ferrules) 97 53 08

97 90 23
with Crimping Pliers "PreciForce" for End Sleeves (ferrules) 97 52 38

97 90 24
with Self-Adapting Universal Insulation Stripper "MultiStrip 10" 12 42 195; with Self-Adjusting Crimping Pliers for End Sleeves (ferrules) 97 53 08

Article No.	EAN 4003773-	Pliers		200 x mm ²	150 x mm ²	100 x mm ²	75 x mm ²	50 x mm ²	40 x mm ²	g
97 90 05	025535	97 71 180		0.5 / 0.75 / 1 / 1.5 / 2.5	4 / 6			10 / 16		930
97 90 06	025542	97 71 180		0.5 / 0.75 / 1 / 1.5	2.5		4 / 6	10	16	1000
97 90 09	028574	97 53 04		0.5 / 0.75 / 1 / 1.5 / 2.5		4 / 6		10		1420
97 90 10	046202	97 53 04 / 12 40 200		0.5 / 0.75 / 1 / 1.5 / 2.5		4 / 6		10		1353
97 90 12	048916	97 53 08 / 12 40 200		0.5 / 0.75 / 1 / 1.5 / 2.5		4 / 6		10		1427
97 90 23	062158	97 52 38		0.5 / 0.75 / 1 / 1.5 / 2.5		4 / 6				1226
97 90 24	062394	97 53 08 / 12 42 195		0.5 / 0.75 / 1 / 1.5 / 2.5		4 / 6		10		1348
97 90 00 LE	054009	TANOS MINI-systainer®								900

CRIMP ASSORTMENTS

97
90

Crimp Assortments for cable connectors



97 90 00
with Crimp Grip Pliers 97 00 215 A






97 90 01
with crimping pliers 97 32 225

97 90 21
with Crimping Pliers PreciForce®
97 52 36 (for insulated terminals and
plug connectors)

with Crimping Pliers PreciForce® 97 52 36
(for insulated terminals and plug
connectors)

97 90 25
with Crimping Pliers 97 22 240

97 90 22
with Self-Adapting Universal Insulation
Stripper "MultiStrip 10" 12 42 195;

Article No.	EAN 4003773-	Pliers	Cable Connectors			g
			Quantity	Cable mm ²		
97 90 00	025375	 97 00 215 A	Blade Terminal Sockets, 6.3 x 0.8 mm	25	4 - 6	1391
				25	1.5 - 2.5	
				25	0.5 - 1	
			Round Sockets, Ø 4 mm	25	0.5 - 1	
			Cable Connectors, eye type, Ø 4 mm	25	0.5 - 1	
				25	1.5 - 2.5	
			Cable Connectors, eye type, Ø 5 mm	25	1.5 - 2.5	
				25	4 - 6	
			Cable Connectors, eye type, Ø 6 mm	25	4 - 6	
			Butt Connectors, insulated, red	25	0.5 - 1	
97 90 01	025382	 97 32 225	Blade Terminal Sockets, 6.3 x 0.8 mm	25	4 - 6	1391
				25	1.5 - 2.5	
				25	0.5 - 1	
			Cable Connectors, eye type, Ø 4 mm	25	0.5 - 1	
				25	1.5 - 2.5	
			Cable Connectors, eye type, Ø 5 mm	25	1.5 - 2.5	
				25	4 - 6	
			Cable Connectors, eye type, Ø 6 mm	25	4 - 6	
			Butt Connectors, insulated, red	25	0.5 - 1	
			Butt Connectors, insulated, blue	25	1.5 - 2.5	
97 90 21	062134	 97 52 36	Blade Terminal Sockets, 6.3 x 0.8 mm	25	0.5 - 1	1416
				25	1.5 - 2.5	
			Cable Connectors, eye type, Ø 4 mm	25	0.5 - 1	
			Cable Connectors, eye type, Ø 5 mm	25	0.5 - 1	
			Cable Connectors, eye type, Ø 6 mm	25	4 - 6	
			Cable Connectors, eye type, Ø 8 mm	25	4 - 6	
			Cable Connectors, eye type, Ø 4 mm	25	1.5 - 2.5	
			Cable Connectors, eye type, Ø 5 mm	25	1.5 - 2.5	
			Cable Connectors, eye type, Ø 6 mm	25	1.5 - 2.5	
			Butt Connectors, insulated, red	25	0.5 - 1	
Butt Connectors, insulated, blue	25	4 - 6				
Butt Connectors, insulated, yellow	25	1.5 - 2.5				
97 90 22	062141	 97 52 36 12 42 195	Blade Terminal Sockets, 6.3 x 0.8 mm	25	0.5 - 1	1527
				25	1.5 - 2.5	
			Cable Connectors, eye type, Ø 4 mm	25	0.5 - 1	
			Cable Connectors, eye type, Ø 5 mm	25	0.5 - 1	
			Cable Connectors, eye type, Ø 4 mm	25	1.5 - 2.5	
			Cable Connectors, eye type, Ø 5 mm	25	1.5 - 2.5	
			Cable Connectors, eye type, Ø 6 mm	25	1.5 - 2.5	
				25	4 - 6	
			Cable Connectors, eye type, Ø 8 mm	25	4 - 6	
			Butt Connectors, insulated, red	25	0.5 - 1	
Butt Connectors, insulated, blue	25	1.5 - 2.5				
Butt Connectors, insulated, yellow	25	4 - 6				
97 90 25	076971	 97 22 240	Non-Insulated Blade Terminal Sockets 6.3 x 0.8 mm	25	0.5 - 1.5	1150
				25	1 - 2.5	
			Blade Terminal Sockets 6.3 x 0.8 mm	25	0.5 - 1	
				25	1.5 - 2.5	
				25	4 - 6	
			Blade Terminal Plugs 6.3 x 0.8 mm	25	0.5 - 1	
				25	1.5 - 2.5	
			Cable Connectors, eye type Ø 4 mm	25	0.5 - 1	
				25	1.5 - 2.5	
			Butt Connectors, insulated, red	25	0.5 - 1	
Butt Connectors, insulated, blue	25	1.5 - 2.5				
Butt Connectors, insulated, yellow	25	4 - 6				
97 90 00 LE	054009	TANOS MINI-systainer®				900

97
99

Cable Connectors

DIN 46247



97 99 022

Article No.	EAN 4003773-		Width x Thickness mm ²	Cable mm ²	AWG	Colour	
97 99 001	075882	Blade Terminal Sockets, insulated	2.8 x 0.5	0.5 - 1	20 - 17	red	100
97 99 010	075899		4.8 x 0.8	0.5 - 1	20 - 17	red	100
97 99 011	075905		4.8 x 0.8	1.5 - 2.5	15 - 13	blue	100
97 99 020	075912		6.3 x 0.8	0.5 - 1	20 - 17	red	100
97 99 021	075929		6.3 x 0.8	1.5 - 2.5	15 - 13	blue	100
97 99 022	075936		6.3 x 0.8	4 - 6	11 - 10	yellow	100
97 99 030	075943		7.7 x 0.8	1.5 - 2.5	15 - 13	blue	100



97 99 050

Article No.	EAN 4003773-		Width x Thickness mm ²	Cable mm ²	AWG		
97 99 050	075950	Plug Connectors, non-insulated	2.8 x 0.8	0.5 - 1	20-17		100
97 99 060	075967		4.8 x 0.8	1.5 - 2.5	16-14		100
97 99 070	075974		6.3 x 0.8	0.5 - 1.5	20-15		100
97 99 071	075981		6.3 x 0.8	1 - 2.5	17-14		100



97 99 091

Article No.	EAN 4003773-		Width x Thickness mm ²	Cable mm ²	AWG	Colour	
97 99 090	075998	Flat Pin Accessory Distributors, insulated	6.3 x 0.8	0.5 - 1	20 - 17	red	100
97 99 091	076001		6.3 x 0.8	1.5 - 2.5	15 - 13	blue	100
97 99 092	076018		6.3 x 0.8	4 - 6	11 - 10	yellow	100



97 99 111

Article No.	EAN 4003773-		Width x Thickness mm ²	Cable mm ²	AWG	Colour	
97 99 110	076025	Blade Terminal Plugs, insulated	6.3 x 0.8	0.5 - 1	20 - 17	red	100
97 99 111	076032		6.3 x 0.8	1.5 - 2.5	15 - 13	blue	100
97 99 112	076049		6.3 x 0.8	4 - 6	11 - 10	yellow	100



97 99 131

Article No.	EAN 4003773-		Plug Ø mm	Cable mm ²	AWG	Colour	
97 99 130	076056	Round Sockets, insulated	4.0	0.5 - 1	20 - 17	red	100
97 99 131	076063		5.0	1.5 - 2.5	15 - 13	blue	100



97 99 151

Article No.	EAN 4003773-		Plug Ø mm	Cable mm ²	AWG	Colour	
97 99 150	076070	Round Pin Plugs, insulated	4.0	0.5 - 1	20 - 17	red	100
97 99 151	076087		5.0	1.5 - 2.5	15 - 13	blue	100



97 99 170

Article No.	EAN 4003773-		Screws Ø mm	Cable mm ²	AWG	Colour	
97 99 170	076094	Cable Connectors, eye type, insulated	3	0.5 - 1	20 - 17	red	200
97 99 171	076100		4	0.5 - 1	20 - 17	red	200
97 99 172	076117		5	0.5 - 1	20 - 17	red	200
97 99 173	076124		4	1.5 - 2.5	15 - 13	blue	100
97 99 174	076131		5	1.5 - 2.5	15 - 13	blue	100
97 99 175	076148		6	1.5 - 2.5	15 - 13	blue	100
97 99 176	076155		8	1.5 - 2.5	15 - 13	blue	100
97 99 177	076162		5	4 - 6	11 - 10	yellow	100
97 99 178	076179		6	4 - 6	11 - 10	yellow	100
97 99 179	076186		8	4 - 6	11 - 10	yellow	100
97 99 180	076193		10	4 - 6	11 - 10	yellow	100



97 99 210

Article No.	EAN 4003773-		Screws Ø mm	Cable mm ²	AWG		
97 99 210	076209	Non-Insulated Solderless Terminals	3	0.5 - 1	20 - 17		200
97 99 211	076216		4	0.5 - 1	20 - 17		200
97 99 212	076223		5	0.5 - 1	20 - 17		200
97 99 213	076230		4	1.5 - 2.5	15 - 13		100
97 99 214	076247		5	1.5 - 2.5	15 - 13		100
97 99 215	076254		6	1.5 - 2.5	15 - 13		100
97 99 216	076261		8	1.5 - 2.5	15 - 13		100
97 99 217	076278		5	4 - 6	11 - 10		100
97 99 218	076285		6	4 - 6	11 - 10		100
97 99 219	076292		8	4 - 6	11 - 10		100
97 99 220	076308		10	4 - 6	11 - 10		100

CRIMP ASSORTMENTS



97 99 252



97 99 272




97 99 290



97 99 336



97 99 353



97 99 374



97 99 390

Article No.	EAN 4003773-		Cable mm ²	AWG	Colour	
97 99 250	076315	Heat Shrinkable Butt Connectors	0.5 - 1	20 - 17	red	100
97 99 251	076322		1.5 - 2.5	15 - 13	blue	100
97 99 252	076339		4 - 6	11 - 10	yellow	100

Article No.	EAN 4003773-		Cable mm ²	AWG	Colour	
97 99 270	076346	Butt Connectors, insulated	0.5 - 1	20 - 17	red	100
97 99 271	076353		1.5 - 2.5	15 - 13	blue	100
97 99 272	076360		4 - 6	11 - 10	yellow	100

Article No.	EAN 4003773-		Cable mm ²	AWG	↔ mm	
97 99 290	076377	Butt Connectors, non-insulated	0.5 - 1	20 - 17	15	200
97 99 291	076384		1.5 - 2.5	15 - 13	15	200
97 99 292	076391		4 - 6	11 - 10	15	100
97 99 293	076407		10	7	15	100

Article No.	EAN 4003773-		↔ mm	Cable mm ²	AWG	Colour	
97 99 330	076414	End Sleeves (ferrules) with collar	14	0.5	20	white	200
97 99 331	076421		14	0.75	18	grey	200
97 99 332	076438		14	1	17	red	200
97 99 333	076445		14	1.5	15	black	200
97 99 334	076452		14	2.5	13	blue	200
97 99 335	076469		17	4	11	grey	200
97 99 336	076476		20	6	10	yellow	100
97 99 337	076483		22	10	7	red	100
97 99 338	076490		24	16	5	blue	100
97 99 339	076506		30	25	3	yellow	50
97 99 350	076513	End Sleeves (ferrules) with collar	16	0.5	20	white	200
97 99 351	076520		16	0.75	18	grey	200
97 99 352	076537		16	1	17	red	200
97 99 353	076544		16	1.5	15	black	200
97 99 354	076551		16	2.5	13	blue	200
97 99 355	076568		20	4	11	grey	200
97 99 356	076575		26	6	10	yellow	100
97 99 357	076582		28	10	7	red	100
97 99 358	076599		28	16	5	blue	100
97 99 359	076605		32	25	3	yellow	50

Article No.	EAN 4003773-		↔ mm	Cable mm ²	AWG	Colour	
97 99 370	076612	Twin wire-end ferrules, with plastic collar	15	2 x 0.5	2 x 20	white	200
97 99 371	076629		16	2 x 0.75	2 x 18	grey	200
97 99 372	076636		15	2 x 1	2 x 17	red	200
97 99 373	076643		18	2 x 1.5	2 x 15	black	200
97 99 374	076650		18	2 x 2.5	2 x 13	blue	100
97 99 375	076667		23	2 x 4	2 x 11	grey	100
97 99 376	076674		26	2 x 6	2 x 10	yellow	50
97 99 377	076681		24	2 x 10	2 x 7	red	50
97 99 378	076698		29	2 x 16	2 x 5	blue	25

Article No.	EAN 4003773-		↔ mm	Cable mm ²	AWG	
97 99 390	076704	Non-Insulated End Sleeves (ferrules)	6	0.5	20	200
97 99 391	076711		6	0.75	18	200
97 99 392	076728		6	1	17	200
97 99 393	076735		7	1.5	15	200
97 99 394	076742		7	2.5	13	200
97 99 395	076759		9	4	11	200
97 99 396	076766		12	6	10	100
97 99 397	076773		12	10	7	100
97 99 398	076780		12	16	5	100
97 99 399	076797		12	25	3	50



SAFETY FIRST

Working on live parts is dangerous. The tool used is crucial for safety here. The professional relies on it for his health and safety, so there can be no question of compromises.

KNIPEX-VDE Tools combine intensive safety tests with decades of tool competence and a focus on quality – we take the trust of users seriously.



Insulated Tools

Pliers	172
Precision Tweezers	181
Cable Shears	181
Cable Cutters	185
Crimping Pliers	186
Wrenches	187
Screwdrivers	189
Cable Knives	194
Insulated Pliers of plastic	196
Insulating Clamp from plastic	196
Plastic Slip-On Caps	197
Self-Clamping Slip-On Caps	197
Electricians' Gloves	197
Insulating Mats	197
PUK® Junior Hacksaw	198
Tool Kits	198



*KNIPLEX-Insulated Diagonal Cutters:
The indispensable tool for versatile
use in electrical installation.*





Testing the adhesion of the insulating coating at 500 N.




Testing the electrical insulating properties.

INSULATED TOOLS ARE A MATTER OF TRUST

Professionals trust their tools. This trust is vital when working on electrical installations. In this case, the electrician holding the pliers is also holding his life in his hands. Our insulated tools therefore not only meet statutory requirements, but also offer the greatest possible safety, reliability and performance in the area not determined by regulations: underneath the insulation.



Testing dielectric strength, subjecting each pair of pliers to a load of 10,000 V AC.



Pressure test at 70°C.



Low temperature impact test at -25°C.



Regulated by standards

Only trained professionals are allowed to work on live installations. Such work is subject to strict occupational health and safety standards such as the German DIN VDE 0105 and the international EN 50110 and IEC 60364. In each case they must deploy special tools that have been specifically manufactured and tested for this work.

Which requirements have to be met by tools used in live work is determined by DIN EN / IEC 60900. KNIPEX tools which bear the special mark **1000V** are approved for work up to 1000 V AC.

Guaranteed individually checked

Every insulated tool undergoes, one by one, a dielectric strength at 10,000 V AC before we sell it. This means that work in the area up to 1,000 V AC has a safety buffer of ten times the permitted maximum limit. Other procedures check the reliability of the insulation towards heat, cold, tensile and impact force. In addition to the KNIPEX quality assurance team, external institutes and test centres such as the VDE guarantee that all VDE criteria have been satisfied.

We go through this effort to safeguard the user. He trusts his well-being with our pliers, day in and day out. In return we want to give him the best possible safety at all times. We stand by this responsibility with our name on the insulation of KNIPEX tools.

Strong beneath the insulation

The insulation provides safety when handling electrical installations, but it does not cut, grip or crimp. The mechanical properties of the basic tool, such as cutting performance, precision and stability, therefore form part of the overall quality of insulated tools.

With our insulated pliers, users can depend on the quality and durability of products from KNIPEX production. For assembly tools insulated by us, we use basic tools from tried and tested suppliers whose quality we subject to regular, stringent checks. The expert can rely on this double dependability of tool and insulation.



Always comply with the currently valid regulations and observe the SAFETY INSTRUCTIONS given below:

- Insulated tools must be transported in a manner that will prevent any damage to the insulation.
- Check before every use whether the insulation is damaged in any way, defective tools must be discarded.
- Always keep your insulated tools clean and dry.
- Wear protective goggles when working with cutting nippers or working overhead.
- Always wear goggles or a facial mask when working on live equipment.
- Make sure the workplace is clean and orderly, particularly when you are working on live installations.
- Wear protective clothing and use SAFETY equipment (e.g. insulating gloves, insulating mats, protective covers) especially in confined working spaces.
- Use only a tool with suitable dimensions. That will prevent slipping on the workpiece and unintentional contact with non-insulated parts.
- Make sure that detached parts or cut-off ends of conductors do not fall onto live parts.

01

Combination Pliers Chrome Vanadium

DIN ISO 5746 IEC 60900 DIN EN 60900



01 06 190



- for heaviest duty
- with gripping zones for flat and round material, suitable for versatile use
- with cutting edges for soft, hard and piano wire
- long cutting edges for thicker cables
- cutting edges additionally induction hardened, cutting edge hardness approx. 64 HRC
- particularly wear resistant gripping jaws; hardness of the gripping jaws approx. 53 HRC
- Chrome vanadium heavy-duty steel, forged, oil-hardened

Article No.	EAN 4003773-	↔ mm	Pliers	Handles	Cutting capacities				⚖ g
					∅ mm	∅ mm	∅ mm	mm ²	
01 06 160	040729	160	chrome plated	insulated with multi-component grips, VDE-tested	2.0	1.5	10.0	16	201
01 06 190	040415	190			2.5	2.0	13.0	25	320

02

High Leverage Combination Pliers

DIN ISO 5746 IEC 60900 DIN EN 60900



02 06 180



02 07 225



- 35 % less effort required than with conventional combination pliers
- easier work due to optimised leverage
- with cutting edges (hardness approx. 63 HRC) for soft and hard wire and piano wire
- long cutting edges for thicker cables
- with gripping zones for flat and round material, suitable for versatile use
- High-grade special tool steel, forged, oil-hardened

Article No.	EAN 4003773-	↔ mm	Pliers	Handles	Cutting capacities				⚖ g
					∅ mm	∅ mm	∅ mm	mm ²	
02 06 180	010012	180	chrome plated	insulated with multi-component grips, VDE-tested	2.5	2.0	11.5	16	247
02 06 200	010029	200			2.8	2.2	13.0	25	343
02 06 225	010036	225			3.0	2.5	14.0	25	401
02 07 200	022299	200	chrome plated	with dipped insulation, VDE-tested	2.8	2.2	13.0	25	380
02 07 225	022305	225			3.0	2.5	14.0	25	486

03

Combination Pliers

DIN ISO 5746 IEC 60900 DIN EN 60900



03 06 180
 ⚠ 1000V



03 07 200
 ⚠ 1000V

- with gripping zones for flat and round material, suitable for versatile use
- with cutting edges for soft and hard wire
- long cutting edges for thicker cables
- cutting edges additionally induction hardened, cutting edge hardness approx. 60 HRC
- Special tool steel, forged, oil-hardened

Article No.	EAN 4003773-	↔ mm	Pliers	Handles	Cutting capacities				⚖ g	
					∅ mm	∅ mm	∅ mm	mm ²		
03 06 160	021902	160	chrome plated	insulated with multi-component grips, VDE-tested	3.1	2.0	10.0	16	228	
03 06 180	021926	180			⚠ 1000V	3.4	2.2	12.0	16	264
03 06 200	033776	200				3.8	2.5	13.0	16	326
03 07 160	015307	160	chrome plated	with dipped insulation, VDE-tested	3.1	2.0	10.0	16	254	
03 07 180	015314	180			⚠ 1000V	3.4	2.2	12.0	16	285
03 07 200	015321	200				3.8	2.5	13.0	16	339
03 07 250	015345	250				3.8	2.5	15.0	25	597

11

Insulation Strippers IEC 60900 DIN EN 60900



11 06 160
 ⚠ 1000V



11 07 160
 ⚠ 1000V

- for single, multiple and fine stranded conductors with plastic or rubber insulation max. 5.0 mm dia. or resp. 10 mm² cable cross section
- easy adjustment to the required diameter of solid or stranded wire with knurled screw and lock nut
- Special tool steel, forged, oil-hardened



Article No.	EAN 4003773-	↔ mm	Pliers	Handles	Stripping capacities			⚖ g
					∅ mm	mm ²	AWG	
11 06 160	021933	160	⚠ 1000V	insulated with multi-component grips, VDE-tested	5.0	10	7	166
11 07 160	015499	160	⚠ 1000V	with dipped insulation, VDE-tested	5.0	10	7	180
11 17 160	015505	160	⚠ 1000V	with dipped insulation, VDE-tested	5.0	10	7	181

13

Pliers for Electrical Installation

The all-rounder for professionals

IEC 60900 DIN EN 60900



13 86 200



13 96 200



Multifunctional pliers for the electrical installation; to grip flat and round material, for bending, deburring, cutting cable, stripping and crimping end sleeves (ferrules)

6 functions in one pair of pliers

- smooth surfaces near the tips grip single cores without damaging them; serrated gripping surfaces and pipe grip for gripping flat and round material
- clear-cut outside edge on the jaw for working on flush-mounted junction boxes and deburring feed-through holes
- stripping holes for conductors of 0.75 - 1.5 mm² and 2.5 mm²
- crimp die for wire-end ferrules 0.5 - 2.5 mm²
- cable shears with (induction-hardened) precision cutting edges for copper and aluminium cables up to 5 x 2.5 mm² / dia. 15 mm
- gripping, without opening the pliers completely (intelligent latching mechanism in the spring assisted version). The cutting edge remains closed and protected
- slim dimensions for easy access
- bolted joint: precise, zero backlash operation of pliers
- High-grade special tool steel, forged, oil-hardened

13 96 200

the activated locking lever keeps the cutting edges closed while other functions remain in place; the intelligent latching mechanism enables you to "grip" without opening the pliers. The cutting edge remains closed and protected.



Article No.	EAN	↔ mm	Pliers	Handles	Cutting capacities		Stripping capacity for cross-sections mm ²	Capacity mm ²	⚖ g
					∅ mm	mm ²			
13 86 200	075097	200	chrome plated	insulated with multi-component grips, VDE-tested	15	50	0.75 - 1.5 + 2.5	0.5 - 2.5	280
13 96 200	075110	200	chrome plated	insulated with multi-component grips, VDE-tested	15	50	0.75 - 1.5 + 2.5	0.5 - 2.5	280

20

Flat Nose Pliers

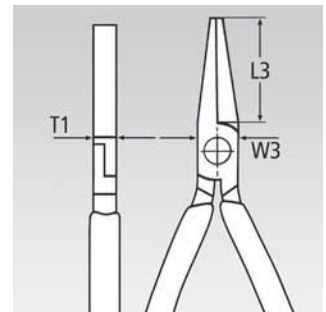
DIN ISO 5745 IEC 60900 DIN EN 60900



20 06 160



- short, flat jaws
- knurled gripping surfaces
- Chrome vanadium electric steel, forged, oil-hardened



Article No.	EAN	↔ mm	Pliers	Handles	Dimensions			⚖ g
					L3 mm	W3 mm	T1 mm	
20 06 160	033783	160	1000V	insulated with multi-component grips, VDE-tested	30.0	17.0	9.5	176

14

Diagonal Insulation Stripper

IEC 60900 DIN EN 60900




14 26 160



With elongated cutting edge

Improved transmission ratio for 25 % more cutting performance

- precision stripping holes for single conductors of 1.5 and 2.5 mm²
- convenient cutting of NYM cables up to 5 x 2.5 mm²
- long tips for ultra fine cutting work also in confined areas
- induction hardened precision blades, cutting edge hardness approx. 60 HRC
- Vanadium electric steel; forged, oil-hardened



Article No.	EAN 4003773-	↔ mm	1000V	Pliers	Handles	Stripping capacities mm ²	AWG	Cutting capacities		
								Ø mm	Ø mm	g
14 26 160	040279	160	1000V	chrome plated	insulated with multi-component grips, VDE-tested	1.5 + 2.5	15 + 13	2,5	1,5	216

22

Round Nose Pliers

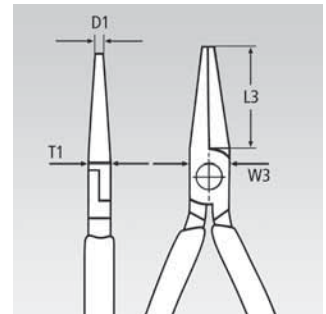
DIN ISO 5745 IEC 60900 DIN EN 60900



22 06 160



- for bending wire loops
- precision ground, short, round jaws
- smooth tips
- Chrome vanadium electric steel, forged, oil-hardened



Article No.	EAN 4003773-	↔ mm	1000V	Pliers	Handles	Dimensions				
						L3 mm	W3 mm	D1 mm	T1 mm	g
22 06 160	033790	160	1000V	chrome plated	insulated with multi-component grips, VDE-tested	30.0	18.0	3.0	9.5	175

25

Snipe Nose Side Cutting Pliers

Radio Pliers

DIN ISO 5745 IEC 60900 DIN EN 60900

- suitable for finer gripping and cutting work
- pointed, half-round jaws
- knurled gripping surfaces
- with cutting edges for medium hard and hard wire
- cutting edges additionally induction hardened, cutting edge hardness approx. 61 HRC
- Vanadium electric steel; forged, oil-hardened



25 06 160



25 26 160



Article No.	EAN 4003773-	↔ mm	Icons	Pliers	Handles	Cutting capacities		Dimensions						
						∅ mm	∅ mm	L3 mm	L4 mm	W3 mm	T1 mm	W4 mm	T2 mm	g
25 06 160	033806	160	⚡ 1000V GS ⊖	chrome plated	insulated with multi-component grips, VDE-tested	2.5	1.6	50.0		16.5	9.0	3.0	2.5	146
25 26 160	052111	160	⚡ 1000V GS ∠40° ⊖	chrome plated	insulated with multi-component grips, VDE-tested	2.5	1.6	50.0	23.0	16.5	9.0	3.0	2.5	144

26

Snipe Nose Side Cutting Pliers

Stork Beak Pliers

DIN ISO 5745 IEC 60900 DIN EN 60900

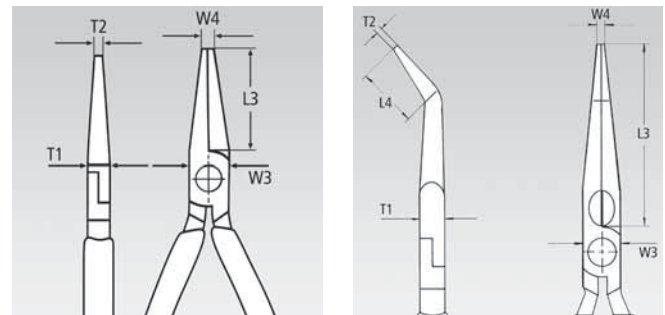
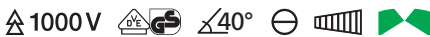
- high loadable, elastic precision points
- half-round, long jaws
- knurled gripping surfaces
- with cutting edges for medium hard wire max. dia. 3.2 mm and hard wire max. dia. 2.2 mm
- cutting edges additionally induction hardened, cutting edge hardness approx. 61 HRC
- Vanadium electric steel; forged, oil-hardened



26 16 200



26 27 200



Article No.	EAN 4003773-	↔ mm	Icons	Pliers	Handles	Cutting capacities		Dimensions						
						∅ mm	∅ mm	L3 mm	L4 mm	T1 mm	W3 mm	W4 mm	T2 mm	g
26 16 200	022831	200	⚡ 1000V GS ⊖	chrome plated	insulated with multi-component grips, VDE-tested	3.2	2.2	73.0		9.5	17.5	3.0	2.5	206
26 17 200	016069	200	⚡ 1000V GS ⊖	chrome plated	with dipped insulation, VDE-tested	3.2	2.2	73.0		9.5	17.5	3.0	2.5	212
26 26 200	022855	200	⚡ 1000V GS ∠40° ⊖	chrome plated	insulated with multi-component grips, VDE-tested	3.2	2.2	73.0	23.0	9.5	17.5	3.0	2.5	204
26 27 200	016090	200	⚡ 1000V GS ∠40° ⊖	chrome plated	with dipped insulation, VDE-tested	3.2	2.2	73.0	23.0	9.5	17.5	3.0	2.5	220

30

Long Nose Pliers

DIN ISO 5745 IEC 60900 DIN EN 60900

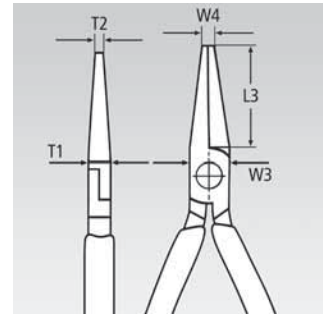


30 16 160
 ⚡ 1000V

- heavy duty and wear resisting
- different jaw styles
- Chrome vanadium electric steel, forged, oil-hardened

Style 1
 long, trapezoidal jaws;
 knurled gripping surfaces

Style 3
 long, round jaws;
 smooth gripping surfaces



Article No.	EAN 4003773-	↔ mm	⚡ 1000V	Style	Pliers	Handles	Dimensions					⚖ g
							L3 mm	W3 mm	T1 mm	W4 mm	T2 mm	
30 16 160	001904	160	⚡ 1000V	1	chrome plated	insulated with multi-component grips, VDE-tested	46.5	16.5	9.5	3.0	5.0	150
30 36 160	002123	160	⚡ 1000V	3	chrome plated	insulated with multi-component grips, VDE-tested	41.0	16.5	9.5	5.0	2.5	141

70

Diagonal Cutters

DIN ISO 5749 IEC 60900 DIN EN 60900



70 06 160
 ⚡ 1000V



70 07 160
 ⚡ 1000V

- the indispensable diagonal cutter for all-round use
- high quality material and precise workmanship for long service life
- precision cutting edges for soft and hard wire
- clean cutting of thin copper wires, also at the cutting-edge tips
- cutting edges additionally induction hardened, cutting edge hardness approx. 62 HRC
- narrow head style for use in confined areas
- Vanadium electric steel; forged, oil-hardened



Slim head style and precise cut at blade tips: Advantageous when working in confined areas

Article No.	EAN 4003773-	↔ mm	⚡ 1000V	Pliers	Handles	Cutting capacities			⚖ g
						Ø mm	Ø mm	Ø mm	
70 06 125	018124	125				3.0	2.3	1.5	121
70 06 140	040293	140				4.0	2.5	1.8	160
70 06 160	021995	160	⚡ 1000V	chrome plated	insulated with multi-component grips, VDE-tested	4.0	2.8	2.0	216
70 06 180	033813	180				4.0	3.0	2.5	254
70 07 160	018155	160				4.0	2.8	2.0	227
70 07 180	018179	180	⚡ 1000V	chrome plated	with dipped insulation, VDE-tested	4.0	3.0	2.5	269
70 26 160	018223	160	⚡ 1000V	chrome plated	insulated with multi-component grips, VDE-tested	4.0	1.6		216


73

KNIPEX X-Cut® Compact Diagonal Cutters

DIN ISO 5749 IEC 60900 DIN EN 60900



73 06 160



40 % less effort required compared to diagonal cutters of the same length. With double mounted hinged joint.



Compact and 20 % less weight. Powerful and precise

Cuts finest strands as well as multi-core cables and piano wires

- box-joint design: highest stability with low weight
- doubly supported joint axis for heaviest duty
- high cutting capacity with very little effort thanks to the optimum coordination of cutting-edge angle and leverage ratio with laterally staggered pivot point
- large opening width for thicker cables
- cuts precisely, even through fine copper wires
- compact, low-weight construction
- universally usable, in the assembly, maintenance and production
- Chrome vanadium heavy-duty steel, forged, oil-hardened

Article No.	EAN 4003773-	↔ mm	Pliers	Handles	Cutting capacities					g
					Ø mm	Ø mm	Ø mm	Ø mm	Ø mm	
73 06 160	075141	160	chrome plated	insulated with multi-component grips, VDE-tested	4.8	3.8	2.7	2.2	12.0	175

74

High Leverage Diagonal Cutters

DIN ISO 5749 IEC 60900 DIN EN 60900



74 06 200



74 07 200



20 % less effort required compared to conventional diagonal cutters of the same length. With integrated forged joint axle.



- with integrated forged axle for heaviest duty
- suitable for all types of wire including piano wire
- high cutting performance with minimum effort due to optimum co-ordination of the cutting edge angle and transmission ratio
- precision cutting edges additionally induction-hardened, cutting edge hardness approx. 64 HRC
- Chrome vanadium heavy-duty steel, forged, oil-hardened

Length 250 mm

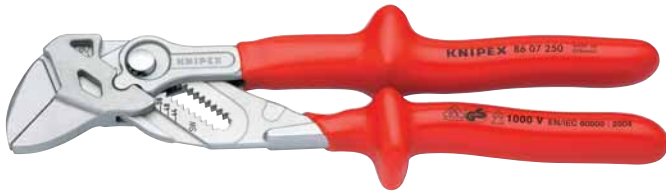
the 250-mm-long diagonal cutter is suitable for copper conductors up to 16 mm² and aluminium conductors up to 35 mm²

Article No.	EAN 4003773-	↔ mm	Pliers	Handles	Cutting capacities			
					Ø mm	Ø mm	Ø mm	g
74 06 160	040705	160	chrome plated	insulated with multi-component grips, VDE-tested	3.4	2.5	2.0	215
74 06 180	022985	180			3.8	2.7	2.2	280
74 06 200	033820	200			4.2	3.0	2.5	308
74 06 250	041955	250			4.6	3.5	3.0	453
74 07 200	018414	200			chrome plated	with dipped insulation, VDE-tested	4.2	3.0
74 07 250	018421	250	4.6	3.5			3.0	510

86
07

Pliers Wrench insulated

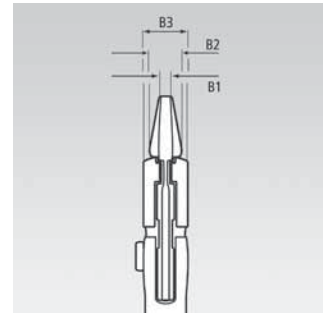

IEC 60900 DIN EN 60900



86 07 250



- pliers and a wrench in a single tool
- also excellent for gripping, holding, pressing and bending workpieces
- zero backlash jaw pressure prevents damage to edges of sensitive and soft nuts (Cu)
- with scale for presetting the opening width apart from the workpiece
- no unintentional shift of the gripping jaws and no slipping of the joint
- parallel jaws give a more solid grip; the construction gives infinite adjustment of all widths up to the specified maximum size
- the action of the jaws allows quick tightening and release of bolted connections using the ratchet principle
- lever transmission greater than 10 : 1 for strong gripping power
- Chrome vanadium electric steel, forged, oil-hardened



Scale for setting the opening width, apart from the workpiece

Article No.	EAN	↔ mm	Safety icons	Pliers	Handles	Hex Inch	Hex mm	Adjustment positions	Dimensions			⚖ g
									B1 mm	B2 mm	B3 mm	
86 07 250	065067	250	⚡ 1000V ⚡ VDE ⚡ IEC	nickel plated	with dipped insulation, VDE-tested	1 3/4	46	17	8.0	8.0	14.0	615

88

KNIPEX Alligator® Water Pump Pliers

DIN ISO 8976 IEC 60900 DIN EN 60900



88 06 250



88 07 250



- more output and comfort compared to conventional water pump pliers of the same length: 9-notch adjustment positioning for 30 % more gripping capacity
- good access to the workpiece due to slim size in the head and joint area
- self-locking on pipes and nuts: no slipping on the workpiece and low handforce required
- gripping surfaces with special hardened teeth, teeth hardness approx. 61 HRC: low wear and stable gripping
- box-joint design: high stability because of the double guide



- guard prevents operators' fingers being pinched
- Chrome vanadium electric steel, forged, oil-hardened

Article No.	EAN	↔ mm	Safety icons	Pliers	Handles	Hex Ø Inch	Hex Ø mm	Hex mm	Adjustment positions	⚖ g
88 07 250	019343	250	⚡ 1000V ⚡ VDE ⚡ IEC	chrome plated	with dipped insulation, VDE-tested	2	50	46	9	420
88 07 300	022350	300	⚡ 1000V ⚡ VDE ⚡ IEC	chrome plated		2 3/4	70	60	9	661

87
26

KNIPEX Cobra® VDE

Hightech Water Pump Pliers, insulated

DIN ISO 8976 IEC 60900 DIN EN 60900



87 26 250



The adjustment procedure to adapt to the workpiece is easy and reliable with the KNIPEX Cobra® VDE: place the upper gripping jaw of the opened pliers on the workpiece, push pliers handle to close, done!

- adjustment by shifting one jaw directly on to the workpiece: fast, reliable and comfortable handling
- opening at the touch of a button apart from the workpiece
- fine adjustment to fit very different workpiece sizes with a comfortable handle position
- good access to the workpiece due to slim size in the head and joint area
- self-locking on pipes and nuts: no slipping on the workpiece and low handforce required
- gripping surfaces with special hardened teeth, teeth hardness approx. 61 HRC: low wear and stable gripping
- box-joint design: high stability because of the double guide
- guard prevents operators' fingers being pinched
- Chrome vanadium electric steel, forged, oil-hardened



Quick setting without using a push-button



Just push the pliers handle to adjust!



 1000 V

Article No.	EAN	↔ mm		Pliers	Handles	∅ Inch	∅ mm	∅ mm	Adjustment positions	g
87 26 250	071495	250		chrome plated	insulated with multi-component grips, VDE-tested	2	50	46	24	340

92

Precision Tweezers

IEC 60900 DIN EN 60900



92 27 61

⚡ 1000V ⚡



92 27 62

⚡ 1000V ⚡



92 37 64

⚡ 1000V ⚡ $\sphericalangle 45^\circ$



92 67 63

⚡ 1000V ⚡

- tested according IEC 60900
- with dipped insulation
- nickel plated
- Spring steel, high-strength

92 27 61

for ultra fine mounting work; extra fine tips; straight pattern; gripping surfaces matt finished for optimum grip

92 27 62

straight pattern; gripping surfaces with fine transverse serration

92 37 64

angled tips; gripping surfaces with fine transverse serration

92 67 63

straight pattern; knurled gripping surfaces

Article No.	EAN 4003773-	↔ mm		Finish	⚖ g
92 27 61	054757	130	⚡ 1000V ⚡	with dipped insulation	32
92 27 62	054764	150	⚡ 1000V ⚡	with dipped insulation	35
92 37 64	054856	150	⚡ 1000V ⚡ $\sphericalangle 45^\circ$	with dipped insulation	34
92 67 63	054931	145	⚡ 1000V ⚡	with dipped insulation	43

95
0

Cable Shears

IEC 60900 DIN EN 60900



95 06 230

⚡ 1000V

- for copper single conductors up to 16 mm², multiple stranded wires up to 50 mm², fine stranded up to 70 mm² and aluminium conductors multiple stranded wires up to 70 mm²
- easy cutting with one-hand operation due to high transmission ratio
- not suitable for steel wire and hard drawn copper conductors
- precision ground, hardened blades
- no crushing, slight deformation of the cable only
- with guard
- adjustable bolted joint
- Shears body: surgical steel, stainless, vacuum-hardened
- Handles: plastic, impact-proof

Article No.	EAN 4003773-	↔ mm		Head	Handles	Cutting capacities			⚖ g
						Ø mm	mm ²	AWG	
95 06 230	006305	230	⚡ 1000V	polished	plastic insulated, VDE-tested	16	50	1/0	274

95
1

Cable Shears

IEC 60900 DIN EN 60900



95 16 165
 ⚠ 1000V    



95 26 165
 ⚠ 1000V     

- for cutting copper and aluminium single conductors as well as multiple stranded cables
- not suitable for steel wire and hard drawn copper conductors
- precision ground, hardened blades
- clean and smooth cut without crushing and deformation
- easy cutting with one-hand operation
- guard prevents operators' fingers being pinched
- adjustable bolted joint, self-retaining screw
- High-grade special tool steel, forged, oil-hardened

Style 2

internal opening spring, protected and captive













Cut performed with a Diagonal Cutter: high effort required, inaccurate cut, considerable deforming and crushing of the cable



Cut performed with a Cable Shear: easy, clean cut without any deformation of the cable



Article No.	EAN 4003773-	↔ mm	⚠ 1000V   	Style	Tool	Handles	Cutting capacities			⚖ g
							∅ mm	mm ²	AWG	
95 16 165	039648	165	⚠ 1000V   	1	chrome plated	insulated with multi-component grips, VDE-tested	15	50	1/0	262
95 26 165	069980	165	⚠ 1000V    	2	chrome plated	insulated with multi-component grips, VDE-tested	15	50	1/0	275

95
1

Cable Shears with twin cutting edge

IEC 60900 DIN EN 60900

PATENTED



95 16 200

⚠ 1000V



95 17 200

⚠ 1000V

- for cutting copper and aluminium cables
- not suitable for steel wire and hard drawn copper conductors
- precision ground, hardened blades
- clean and smooth cut without crushing and deformation
- by dividing the cutting actions into initial cut (insulating sheath in the front cutting area) and final cut (conductor in the back cutting area), cables up to Ø 20 mm can be cut in one-hand operation
- less effort required due to favourable lever ratio and optimised cutting-edge geometry
- guard prevents operators' fingers being pinched
- adjustable bolted joint, self-retaining screw
- High-grade special tool steel, forged, oil-hardened



Initial cut: using the front cutting edge to cut the insulating sheath on larger cable diameters leaves an ergonomic handle opening width.



Final cut: after cutting the sheath in the front profile the conductors in the rear part are cut. Initial cut in the front profile, final cut in the rear profile - to keep it as easy as possible.

Article No.	EAN 4003773-	↔ mm	⚠ 1000V	Tool	Handles	Cutting capacities			⚖ g
						Ø mm	mm ²	AWG	
95 16 200	026761	200	⚠ 1000V	chrome plated	insulated with multi-component grips, VDE-tested	20	70	2/0	340
95 17 200	026952	200	⚠ 1000V	chrome plated	with dipped insulation, VDE-tested	20	70	2/0	360

95
1

Cable Shears

IEC 60900 DIN EN 60900



95 17 500

1000V

- for cutting copper and aluminium single conductors as well as multiple stranded cables
- not suitable for steel wire and wire ropes
- precision ground, hardened blades
- clean and smooth cut without crushing and deformation
- less effort required due to favourable lever ratio and optimised cutting-edge geometry
- short design, length only 500 mm
- low weight
- guard prevents operators' fingers being pinched
- adjustable bolted joint
- Cutter head: vanadium electric steel, forged, oil-hardened
- Handles: aluminium tube, high-strength



Large cutting capacity: max. 27 mm dia. / 150 mm²

Article No.	EAN 4003773-	↔ mm	1000V	Head	Handles	Cutting capacities		AWG	 g
						Ø mm	mm ²		
95 17 500	026785	500	1000V	polished	with dipped insulation, VDE-tested	27	150	5/0	1477

95
2

Cable Shears

IEC 60900 DIN EN 60900



95 27 600

1000V

- for cutting copper and aluminium single conductors as well as multiple stranded cables
- not suitable for steel wire and wire ropes
- precision ground, hardened blades
- clean and smooth cut without crushing and deformation
- favourable lever ratio due to toggle lever
- guard prevents operators' fingers being pinched
- adjustable bolted joint
- bolted cutter head, replaceable
- cutter head: high-grade chrome vanadium electric steel, forged, oil-hardened
- Handles: steel tube

Article No.	EAN 4003773-	↔ mm	1000V	Head	Handles	Cutting capacities		AWG	 g
						Ø mm	mm ²		
95 27 600	021797	600	1000V	polished	with dipped insulation, VDE-tested	27	150	5/0	2301

95 29 600 021803 Spare cutter head for 95 21 600 / 95 27 600

95
3

Cable Cutters ratchet action

IEC 60900 DIN EN 60900

PATENTED



95 36 250

⚡ 1000V



95 36 280

⚡ 1000V

- for cutting copper and aluminium single conductors as well as multiple stranded cables
- not suitable for steel wire and wire ropes
- precision ground, hardened blades
- clean and smooth cut without crushing and deformation
- one-hand operation using ratchet principle
- little handforce required due to very high transmission ratio
- two-stage ratchet drive for easy cutting
- simple handling as a result of low weight and compact design - can be used even in confined areas
- guard prevents operators' fingers being pinched
- High-grade special tool steel, forged, oil-hardened

95 36 280

suitable for aluminium sector cable up to 4 x 150 mm²

95 36 250



95 36 280



Ratchet principle and two-stage ratchet drive for easier cutting

Article No.	EAN 4003773-	↔ mm	⚡ 1000V	Tool	Handles	Cutting capacities			⚖ g
						∅ mm	mm ²	MCM	
95 36 250	026884	250	⚡ 1000V	black lacquered	insulated with multi-component grips, VDE-tested	32	240	500	652
95 36 280	026891	280	⚡ 1000V	black lacquered	insulated with multi-component grips, VDE-tested	52	380	750	835

95 39 250 022244 Movable spare blade for 95 31 250 / 95 36 250

95 39 280 025283 Movable spare blade for 95 31 280 / 95 36 280

95
3

Cable Cutter ratchet principle, 3-stage

IEC 60900 DIN EN 60900



95 36 320

⚡ 1000V

Sturdy. Easy to use. Stable.

Innovative ratchet-drive

For cable up to 60 mm diameter

- easy handling due to low weight (830 g) and compact construction (320 mm length) - usable in confined areas also
- cutting through copper and aluminium cables with diameters of up to 60 mm in one-hand and two-hand operation
- hardened cutting edges, precisely ground, cut smoothly and neatly without crushing
- for cutting copper and aluminium single conductors as well as multiple stranded cables (not suitable for steel wire and wire ropes)
- innovative three-stage ratchet-drive with high leverage for easy cutting in one-hand and two-hand operation
- fixed handle with support area for putting down the pliers when cutting
- High-grade special tool steel, forged, oil-hardened

Article No.	EAN 4003773-	↔ mm	⚡ 1000V	Tool	Handles	Cutting capacities			⚖ g
						∅ mm	mm ²	MCM	
95 36 320	075189	320	⚡ 1000V	black atramentized	insulated with multi-component grips, VDE-tested	60	600	1200	830

95 39 320 01 075714 Pivot cutter repair kit for 95 32 320 and 95 36 320

95 39 320 02 075721 Fixed cutter repair kit for 95 32 320 and 95 36 320

95
7

Wire Rope and ACSR-Cable Cutter


IEC 60900 DIN EN 60900



95 77 600

⚡ 1000V

- for wire ropes and steel rods, copper and aluminium cables
- suitable for cutting overhead line cables with strain relief wire (ACSR cables)
- angular cutting blades allow cutting of single rope wire
- optimum transmission ratio for high cutting performance
- bolted cutter head, replaceable
- low weight
- Cutter head: high-grade special tool steel, oil-hardened
- Handles: aluminium, highstrength



Article No.	EAN 4003773-	↔ mm	⚡ 1000V	Head	Handles	Cutting capacities			AWG	⚖ g
						mm ²	Ø mm	Ø mm		
95 77 600	025313	600	⚡ 1000V	polished	with dipped insulation	150	14,0	9,0	5/0	2359

95 79 600 025337 Spare cutter head for 95 71 600 / 95 77 600

97
68

Crimping Pliers for end sleeves (ferrules)

IEC 60900 DIN EN 60900



97 68 145 A

- for crimping end sleeves (ferrules) according DIN 46228 parts 1 + 4 in the range from 0.25 up to 2.5 mm²
- crimping in marked trapezoidal dies for reliable connections between the sleeve and the conductor
- Vanadium electric steel; forged, oil-hardened

Article No.	EAN 4003773-	↔ mm		Head	Handles	Capacity mm ²	AWG	Number of crimping positions	⚖ g

97

Crimping Pliers for end sleeves (ferrules)

IEC 60900 DIN EN 60900



97 78 180

- for crimping end sleeves (ferrules) according DIN 46228 parts 1 + 4 from 0.25 to 16 mm²
- improved leverage for 30% easier crimping
- light and slim design
- crimping in marked half-round dies for reliable connections between the sleeve and the conductor
- 9 particularly deep dies with conical side faces
- Special tool steel, forged, oil-hardened



Article No.	EAN 4003773-	↔ mm		Head	Handles	Capacity mm ²	AWG	Number of crimping positions	⚖ g

98
0

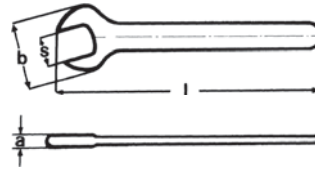
Open End Wrenches

IEC 60900 DIN EN 60900



98 00 14
⚡ 1000V ⚡

- jaw 15° angled
- basic tool chrome plated
- Chrome vanadium steel, forged, oil-hardened



Article No.	EAN 4003773-		Width across flats S mm	Width across flats S Inch	Length l max. mm	Head width b max. mm	Head thickness a max. mm	⚖ g
98 00 07	019824		7.0		105.0	20.0	4.0	15
98 00 08	019831		8.0		105.0	22.0	4.0	31
98 00 09	019848		9.0		105.0	24.0	4.0	29
98 00 10	019893		10.0		105.0	27.0	5.0	40
98 00 11	019909		11.0		120.0	30.0	5.5	45
98 00 12	019923		12.0		125.0	32.0	5.5	70
98 00 13	019930		13.0		130.0	34.0	6.5	68
98 00 14	019947		14.0		135.0	35.0	6.5	86
98 00 15	019954		15.0		145.0	37.0	7.0	80
98 00 16	019961		16.0		155.0	38.0	7.0	112
98 00 17	019978		17.0		155.0	42.0	8.0	119
98 00 18	019985		18.0		160.0	44.0	8.0	149
98 00 19	019992	⚡ 1000V ⚡	19.0		165.0	47.0	9.0	154
98 00 22	020004		22.0		190.0	52.0	9.0	216
98 00 24	020011		24.0		210.0	56.0	9.0	262
98 00 27	020028		27.0		215.0	63.0	9.0	307
98 00 1/4"	019886			1/4	108.0	20.0	4.0	32
98 00 5/16"	020073			5/16	108.0	22.0	4.0	36
98 00 3/8"	020042			3/8	108.0	27.0	5.0	37
98 00 7/16"	020097			7/16	120.7	30.0	5.5	53
98 00 1/2"	019879			1/2	139.7	34.0	6.5	60
98 00 9/16"	020110			9/16	152.4	35.0	6.5	102
98 00 5/8"	020080			5/8	165.1	38.0	7.0	124
98 00 3/4"	020035			3/4	190.5	47.0	9.0	164

98
07

Adjustable Wrench



98 07 250
⚡ 1000V ⚡ ∠22° ⚡

- parallel smooth gripping jaws
- continuously variable gripping width
- with scaling for presetting the width apart from the workpiece
- Chrome Vanadium steel



Article No.	EAN 4003773-	↔ mm		Tool	Handle	⬡ mm	⬡ Inch	Jaw width mm	Head width mm	Width mm	Depth mm	⚖ g
98 07 250	071518	260	⚡ 1000V ⚡ ∠22° ⚡	chrome plated	with dipped insulation	30	1 1/8	8.0	16.0	73.0	20.0	500

98
0

Box Wrenches

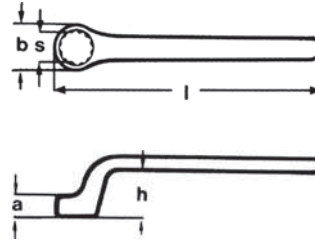
IEC 60900 DIN EN 60900



98 01 14

⚡ 1000V ⚡

- cranked
- basic tool chrome plated
- Chrome vanadium steel, forged, oil-hardened



Article No.	EAN 4003773-		Width across flats S mm	Length l max. mm	Head width b max. mm	Head thickness a max. mm	Depth of crank h max. mm	⚖ g
98 01 07	020134		7.0	150.0	12.0	7.0	18.0	55
98 01 08	020141		8.0	155.0	14.0	7.0	19.0	68
98 01 09	020158		9.0	165.0	15.5	8.0	19.0	78
98 01 10	020196		10.0	160.0	17.0	9.0	20.0	75
98 01 11	020202		11.0	165.0	18.5	10.0	21.0	93
98 01 12	020226		12.0	185.0	18.5	10.0	23.0	118
98 01 13	020233		13.0	185.0	21.5	11.0	23.0	125
98 01 14	020240	⚡ 1000V ⚡	14.0	195.0	23.0	12.0	24.0	147
98 01 15	020257		15.0	200.0	24.0	12.0	24.0	143
98 01 16	020264		16.0	200.0	26.0	12.0	26.0	172
98 01 17	020271		17.0	205.0	27.0	13.0	26.0	184
98 01 18	020288		18.0	210.0	29.0	13.0	28.0	210
98 01 19	020295		19.0	225.0	30.0	14.0	28.0	245
98 01 22	020301		22.0	225.0	35.0	15.0	30.0	268
98 01 24	020318		24.0	265.0	38.0	16.0	30.0	415

98
0

Nut Drivers with screwdriver handle

IEC 60900 DIN EN 60900



98 03 10

⚡ 1000V ⚡

- ergonomically optimised dual component handle for fatigue reduced work and optimum transmission of force
- handle design prevents rolling
- Chrome vanadium molybdenum steel

Article No.	EAN 4003773-	↔ mm	point	Handle	Width across flats S mm	Blade length mm	Handle length mm	Head dia. mm	⚖ g
98 03 04	071679	230			4.0	125.0	107	9.0	70
98 03 05	071686	230			5.0	125.0	107	10.0	70
98 03 055	026082	232			5.5	125.0	107	11.0	87
98 03 06	026099	232			6.0	125.0	107	12.0	88
98 03 07	026105	237			7.0	125.0	112	14.0	123
98 03 08	024095	237			8.0	125.0	112	15.0	125
98 03 09	026112	237			9.0	125.0	112	16.0	129
98 03 10	026129	237			10.0	125.0	112	17.0	118
98 03 11	026136	237			11.0	125.0	112	19.0	148
98 03 12	026143	237			12.0	125.0	112	20.0	150
98 03 13	026150	237			13.0	125.0	112	21.0	152

98
0

Nut Drivers with T-handle

▪ Special tool steel, oil-hardened

IEC 60900 DIN EN 60900



98 04 13

⚡ 1000V



98 05 13

⚡ 1000V

Article No.	EAN 4003773-	↔ mm		Width across flats S mm	Handle length max. mm	Head dia. mm	⚖ g
98 04 08	071341	200	⚡ 1000V	8.0	90	15.0	344
98 04 10	026167	200		10.0	155	19.5	324
98 04 13	026198	200		13.0	155	23.5	344
98 04 17	026211	200		17.0	155	28.5	426
98 04 19	020424	200		19.0	155	31.0	525
98 04 22	026228	200		22.0	155	34.5	560
98 05 13	026273	300	⚡ 1000V	13.0	155	23.5	409
98 05 17	026297	300		17.0	155	28.5	544
98 05 19	026303	300		19.0	155	31.0	674

98
1

Screwdrivers for hexagon socket screws

IEC 60900 DIN EN 60900

- ergonomically optimised dual component handle for fatigue reduced work and optimum transmission of force
- handle design prevents rolling
- Chrome vanadium molybdenum steel



98 13 30

⚡ 1000V



Article No.	EAN 4003773-	↔ mm		Tip	Handle	Width across flats S mm	Blade length mm	Length of non-insulated blade mm	Handle length mm	⚖ g
98 13 20	071693	175	⚡ 1000V	burnished	insulating multi-component handle, VDE-tested	2.0	75.0	15.0	102	40
98 13 25	026334	177				2.5	75.0	15.0	102	32
98 13 30	026341	182				3.0	75.0	15.0	107	49
98 13 40	026358	182				4.0	75.0	15.0	107	55
98 13 50	026365	187				5.0	75.0	15.0	112	82
98 13 60	026372	212				6.0	100.0	15.0	112	98

98
1

Screwdrivers for hexagon socket screws with T-handle

▪ Special tool steel, oil-hardened

IEC 60900 DIN EN 60900



98 14 08

⚡ 1000V



98 15 08

⚡ 1000V



Article No.	EAN 4003773-	↔ mm		Width across flats S mm	Length of non-insulated blade ± 2 mm	T-Handle length mm	⚖ g
98 14 05	020431	120	⚡ 1000V	5.0	9.0	90.0	220
98 14 06	020448	120		6.0	10.0	90.0	208
98 14 08	020455	120		8.0	11.0	90.0	286
98 15 05	020479	250	⚡ 1000V	5.0	9.0	90.0	363
98 15 06	020486	250		6.0	10.0	90.0	452
98 15 08	020493	250		8.0	11.0	90.0	359

98
2

Screwdrivers for slotted screws

IEC 60900 DIN EN 60900








98 20 55

⚠ 1000V  

- ergonomically optimised dual component handle for fatigue reduced work and optimum transmission of force
- handle design prevents rolling
- Chrome vanadium molybdenum steel

98 21 45

especially for meter assembly with blade length of 180 mm

Article No.	EAN 4003773-	↔ mm		point	Handle	Blade width mm	Blade thickness mm	Blade length mm	Length of non-insulated blade mm	Handle length mm	⚖ g		
98 20 10	026396	320				10.0	1.6	200	15	120	184		
98 20 25	062325	177				2.5	0.4	75	15	102	32		
98 20 30	062332	202				3.0	0.5	100	15	102	35		
98 20 35	024217	202	⚠ 1000V	burnished	insulating multi-component handle, VDE-tested	3.5	0.6	100	15	102	35		
98 20 40	026402	202				4.0	0.8	100	15	102	38		
98 20 55	024224	232				5.5	1.0	125	15	107	69		
98 20 65	026419	262				6.5	1.2	150	15	112	105		
98 20 80	024231	295				8.0	1.2	175	15	120	152		
98 21 45	026426	287	⚠ 1000V			burnished	insulating multi-component handle, VDE-tested	4.5	0.8	180	15	107	66
													

98
2

Screwdrivers for cross-recessed screws Phillips®

IEC 60900 DIN EN 60900





98 24 03

⚠ 1000V  

- ergonomically optimised dual component handle for fatigue reduced work and optimum transmission of force
- handle design prevents rolling
- Chrome vanadium molybdenum steel

Phillips® is a registered trademark of Phillips Screw Company

Article No.	EAN 4003773-	↔ mm		point	Handle	Size	Blade length mm	Length of non-insulated blade mm	Handle length mm	⚖ g
98 24 00	026433	162				PH 0	60	15	102	32
98 24 01	026440	187	⚠ 1000V	burnished	insulating multi-component handle, VDE-tested	PH 1	80	15	107	58
98 24 02	026457	212				PH 2	100	18	112	94
98 24 03	026464	270				PH 3	150	18	120	165
98 24 04	026471	320				PH 4	200	18	120	244

98
2

Screwdrivers for cross-recessed screws Pozidriv®

IEC 60900 DIN EN 60900





98 25 03

⚠ 1000V  

- ergonomically optimised dual component handle for fatigue reduced work and optimum transmission of force
- handle design prevents rolling
- Chrome vanadium molybdenum steel

Pozidriv® is a registered trademark of European Ind. Serv. Ltd.

Article No.	EAN 4003773-	↔ mm		point	Handle	Size	Blade length mm	Length of non-insulated blade mm	Handle length mm	⚖ g
98 25 00	062370	162				PZ 0	60	15	102	40
98 25 01	031260	187	⚠ 1000V	burnished	insulating multi-component handle, VDE-tested	PZ 1	80	15	107	58
98 25 02	031277	212				PZ 2	100	18	112	94
98 25 03	031284	270				PZ 3	150	18	120	165
98 25 04	062387	320				PZ 4	200	18	120	85

98
2

Screwdrivers for Torx® screws

IEC 60900 DIN EN 60900



98 26 30

⚡ 1000V

- ergonomically optimised dual component handle for fatigue reduced work and optimum transmission of force
- handle design prevents rolling
- Chrome vanadium molybdenum steel

Torx® is a registered trademark of Acument Global Technologies, Inc.

Article No.	EAN 4003773-	↔ mm	point	Handle	Size	Blade length mm	Length of non-insulated blade mm	Handle length mm	⚖ g	
98 26 10	071709	160	⚡ 1000V	burnished	insulating multi-component handle, VDE-tested	TX 10	60	15	102	25
98 26 15	071716	185				TX 15	80	15	107	25
98 26 20	071723	185				TX 20	80	15	107	57
98 26 25	071730	185				TX 25	80	15	107	25
98 26 30	071747	210				TX 30	100	18	112	25

98
40

T-handle with driving square 3/8" or 1/2"

IEC 60900 DIN EN 60900



98 40

⚡ 1000V

- for use with sockets
- quick, easy and reliable locking of attached sockets
- basic tool chrome plated
- High-grade special tool steel, forged, oil-hardened



Article No.	EAN 4003773-	↔ mm	Handle length mm	Square drive Inch	⚖ g
98 30	026488	200	165	3/8	447
98 40	026501	200	165	1/2	631

98

Reversible Ratchets

with driving square 3/8" or 1/2"

IEC 60900 DIN EN 60900



98 31

⚡ 1000V

- for use with sockets
- reversible for clockwise and anti-clockwise directions
- extremely smooth action
- quick, easy and reliable locking of attached sockets
- Chrome vanadium steel, forged

Article No.	EAN 4003773-	↔ mm	Square drive Inch	⚖ g
98 31	026495	190	3/8	324
98 41	026518	265	1/2	625

98

Extension Bars

with internal and driving square 3/8" or 1/2"

IEC 60900 DIN EN 60900



98 35 125
 ⚡ 1000V



98 45 250
 ⚡ 1000V

- for use with sockets
- with internal and external square
- quick, easy and reliable locking of attached sockets
- Chrome vanadium steel, forged

Article No.	EAN 4003773-	↔ mm		Square drive Inch	⚖ g
98 35 125	020530	125	⚡ 1000V	3/8	149
98 35 250	020547	250		3/8	294
98 45 125	020813	125	⚡ 1000V	1/2	258
98 45 250	020820	250		1/2	490

98

Hexagon Sockets for hexagonal screws

for internal square 3/8" or 1/2"

IEC 60900 DIN EN 60900



98 37 17
 ⚡ 1000V

98 47 17
 ⚡ 1000V

- for metric hexagonal head screws
- basic tool chrome plated
- Chrome Vanadium steel

Article No.	EAN 4003773-		Width across flats S mm	Dia. of effective tool side d max. mm	Square drive Inch	⚖ g
98 37 10	020578	⚡ 1000V	10.0	18.7	3/8	32
98 37 11	020585		11.0	20.0	3/8	32
98 37 12	020608		12.0	21.2	3/8	33
98 37 13	020615		13.0	22.5	3/8	33
98 37 14	020622		14.0	23.7	3/8	39
98 37 16	027263		16.0	26.2	3/8	53
98 37 17	020639		17.0	27.5	3/8	61
98 37 19	020646		19.0	30.0	3/8	73
98 47 10	020882		⚡ 1000V	10.0	19.5	1/2
98 47 11	020899	11.0		20.7	1/2	61
98 47 12	020912	12.0		23.0	1/2	64
98 47 13	020929	13.0		23.2	1/2	64
98 47 14	020943	14.0		24.5	1/2	67
98 47 16	027287	16.0		26.9	1/2	69
98 47 17	020967	17.0		28.2	1/2	75
98 47 18	027294	18.0		29.0	1/2	81
98 47 19	020974	19.0		30.7	1/2	99
98 47 22	020981	22.0		34.5	1/2	125
98 47 24	020998	24.0		37.0	1/2	151
98 47 27	021001	27.0		41.0	1/2	183

98

Hexagon Sockets

for internal square 3/8" or 1/2"

IEC 60900 DIN EN 60900

- with double-hex
- for imperial hexagonal head screws
- basic tool chrome plated
- Chrome Vanadium steel



98 37 5/8"

⚡ 1000 V ○ 1/2"

98 47 1/2"

⚡ 1000 V ○ 1/2"

Article No.	EAN 4003773-		Width across flats S Inch	Dia. of effective tool side d max. mm	Square drive Inch	⚖ g
98 37 5/16"	020684	⚡ 1000 V ○ 1/2"	5/16	16.2	3/8	30
98 37 3/8"	020677		3/8	18.7	3/8	31
98 37 7/16"	020707		7/16	20.0	3/8	31
98 37 1/2"	020554		1/2	22.5	3/8	33
98 37 9/16"	020721		9/16	23.7	3/8	39
98 37 5/8"	020691		5/8	26.2	3/8	51
98 37 3/4"	020660		3/4	30.0	3/8	71
98 47 1/2"	020875	⚡ 1000 V ○ 1/2"	1/2	23.2	1/2	67
98 47 9/16"	021094		9/16	24.5	1/2	64
98 47 5/8"	021063		5/8	26.9	1/2	72
98 47 11/16"	020905		11/16	28.2	1/2	88
98 47 3/4"	021018		3/4	30.7	1/2	97
98 47 7/8"	021087		7/8	34.5	1/2	124
98 47 1"	020868		1	41.0	1/2	167

98

Hexagon Sockets for hexagonal socket screws

for internal square 3/8" or 1/2"

DIN 7422 IEC 60900 DIN EN 60900

- for metric internal hexagonal head screws
- basic tool chrome plated
- Special tool steel



98 39 06

⚡ 1000 V ○ 3/8"

Article No.	EAN 4003773-	↔ mm		Width across flats S mm	Length of non-insulated blade ± 2 mm	Square drive Inch	⚖ g
98 39 05	020776	75	⚡ 1000 V ○ 3/8"	5.0	9	3/8	59
98 39 06	020783	75		6.0	10	3/8	58
98 39 08	020790	75		8.0	11	3/8	71
98 49 05	021155	75	⚡ 1000 V ○ 1/2"	5.0	9	1/2	68
98 49 06	021162	75		6.0	10	1/2	72
98 49 08	021179	75		8.0	11	1/2	87

98
4

Reversible Ratchet with driving square 1/2"

ISO 3315 IEC 60900 DIN EN 60900



98 42
⚡ 1000 V 1/2

- reversible for clockwise and anti-clockwise directions
- very reliable retention of the actuating tools ensured by mechanically locked retaining system
- Chrome Vanadium steel

Article No.	EAN 4003773-	↔ mm	⚡ 1000 V 1/2	Square drive Inch	⚖ g
98 42	026525	265	⚡ 1000 V 1/2	1/2	599

98

Torque Wrenches with driving square, reversible

DIN EN ISO 6789 IEC 60900 DIN EN 60900



98 43 50
⚡ 1000 V 1/2

- reversible for tightening of lefthanded threads
- lockable torque adjustment
- very reliable retention of the actuating tools ensured by mechanically locked retaining system
- transparent insulated scale range
- calibration certificate included
- Chrome Vanadium steel



Transparent insulated scale range

Article No.	EAN 4003773-	↔ mm	⚡ 1000 V 1/2	Range of Application	Square drive Inch	⚖ g
98 33 25	072676	290	⚡ 1000 V 3/8	5 - 25 Nm	3/8	1230
98 33 50	071761	385	⚡ 1000 V 3/8	5 - 50 Nm	3/8	1230
98 43 50	071778	385	⚡ 1000 V 1/2	5 - 50 Nm	1/2	1230

98
5

Cable Knives

IEC 60900 DIN EN 60900



98 52
⚡ 1000 V ⚡ GS

- ergonomically improved handle shape with comfortable slip guard
- particularly confident grip thanks to slip-proof soft components
- thumb recess and "finger hook" at the end of the handle ensure a good transmission of force when the blade is pulled
- solid, fixed straight blade
- transparent protective cap
- Blade: special tool steel, oil-hardened



98 54
⚡ 1000 V ⚡ GS

98 54
back of the blade plastic coated to avoid short circuits

Article No.	EAN 4003773-	↔ mm	⚡ 1000 V ⚡ GS	Handle	Blade length mm	⚖ g
98 52	035565	185	⚡ 1000 V ⚡ GS	insulating multi-component handle, VDE-tested	50	67
98 54	026563	180	⚡ 1000 V ⚡ GS	insulating multi-component handle, VDE-tested	50	68

98
5

Dismantling Knives

IEC 60900 DIN EN 60900



98 53 03



98 53 13



98 55

- ergonomically improved handle shape with comfortable slip guard
- particularly confident grip thanks to slip-proof soft components
- thumb recess and “finger hook” at the end of the handle ensure a good transmission of force when the blade is pulled
- transparent protective cap

98 53 03
 solid, fixed hook blade; suitable for round cables;
 blade: special tool steel, oil-hardened

98 53 13
 narrow, fixed hook blade, sickle shaped; suitable for sector cables;
 blade: special tool steel, oil-hardened

98 55
 solid, fixed hook blade, sickle shaped; with guide shoe at the blade point;
 no damage of the conductor insulation; blade: surgical steel, stainless,
 vacuum-hardened



Guide shoe 98 55

Article No.	EAN 4003773-	↔ mm		Handle	Blade length mm	Radius mm	⚖ g
98 53 03	026549	155		insulating multi-component handle, VDE-tested	28	7	64
98 53 13	026556	180		insulating multi-component handle, VDE-tested	50	40	64
98 55	022558	155		insulating multi-component handle, VDE-tested	38	23,5	68

98
5

Cable Knife with replaceable blade

IEC 60900 DIN EN 60900



98 56

- straight blade with special sharpening; replaceable
- with hinged blade guard, integrated in the handle, captive
- back of the blade plastic coated to avoid short circuits
- ergonomically shaped insulating handle
- Blade: surgical steel, stainless, vacuum hardened

Article No.	EAN 4003773-	↔ mm		Blade length mm	⚖ g
98 56	026570	185		50	64
98 56 SB	033516	185		50	64

98 56 09 030829 Spare blade for 98 56

98
6

Flat Nose Pliers of plastic insulating

IEC 60900 DIN EN 60900 ASTM F1505



98 62 01

⚡ 1000V

- fully insulating to reduce risk of short circuit
- for meter assembly and meter blocking
- plastic material, fibreglass reinforced
- handles with soft plastic zone for better grip

Article No.	EAN	↔ mm		⚖ g
98 62 01	4003773-073956	180	⚡ 1000V	120



Knipex presents high-quality and sturdy plastic pliers featuring protection against bridging for working on live parts up to AC 1000V and DC 1500V. These solid plastic pliers do not act on magnetic fields either and they are fully spark-free. They are also excellent for use in chemically aggressive environments.



98
6

Snipe Nose Pliers of plastic insulating

IEC 60900 DIN EN 60900 ASTM F1505



98 62 02

⚡ 1000V

- fully insulating to reduce risk of short circuit
- plastic material, fibreglass reinforced
- handles with soft plastic zone for better grip



Article No.	EAN	↔ mm		⚖ g
98 62 02	4003773-073963	220	⚡ 1000V	130

98
6

Insulating Clamp from plastic

DIN VDE 0680-1



98 64 02

⚡ 1000V

- for holding insulating mats in place
- with integrated spring
- fully insulating to reduce risk of short circuit
- Solid plastic, fibreglass-reinforced

Article No.	EAN	↔ mm		Clamping capacity mm	⚖ g
98 64 02	4003773-021193	150	⚡ 1000V	15	61

98
6

Plastic Slip-On Caps conical

DIN VDE 0680-1



98 65 01
⚡ 1000V

- to cover bare live cable ends (max. 10 mm dia.)
- Plastic

Article No.	EAN 4003773-	↔ mm		Conductor key	⚖ g
98 65 01	021209	80	⚡ 1000V	1	7
98 65 02	021216	80		2	8
98 65 03	021223	80		3	8

98
6

Self-Clamping Slip-On Caps

DIN VDE 0680-1



98 65 30
⚡ 1000V

- to cover bare live cable ends
- Plastic

Article No.	EAN 4003773-	↔ mm		Inside dia. mm	⚖ g
98 65 10	021230	80	⚡ 1000V	10	9
98 65 20	021247	100		20	39
98 65 30	021261	110		30	52

98
6

Electricians' Gloves

IEC 60903 DIN EN 60903



98 65 40
⚡ 1000V

- for added protection when working live or close to live parts
- classification: 0

Article No.	EAN 4003773-		Size	⚖ g
98 65 40	021285	⚡ 1000V	9	290
98 65 41	021292		10	288

98
6

Insulating Mats from rubber

IEC 61112 DIN EN 61112



98 67 05
⚡ 1000V

- for added protection when working live or close to live parts

Article No.	EAN 4003773-		Dimensions mm	Thickness mm	⚖ g
98 67 05	026600	⚡ 1000V	500 x 500	1,0	301
98 67 10	026617		1000 x 1000	1,0	1200

98
90

PUK® Junior Hacksaw

IEC 60900 DIN EN 60900



98 90
⚡ 1000V

- saw blade for metal and wood with 25 teeth per inch, exchangeable

PUK® is a registered trade mark of Josef Haunstetter Sägenfabrik KG

Article No.	EAN 4003773-	↔ mm		Saw blade length mm	⚖ g
98 90	028321	240	⚡ 1000V	150	174

98
9

Compact Tool Case 17 parts with insulated tools for works on electrical installations

IEC 60900 DIN EN 60900



98 99 11
⚡ 1000V

- shock-resistant plastic case
- equipped with a range of insulated KNIPEX tools for works on electrical installations
- foam inserts with recesses for the tools
- fixable partition wall
- dimensions, exterior (W x H x D): 360 x 110 x 310 mm

Article No.	EAN 4003773-			Quantity	⚖ g
98 99 11	026624		Compact Tool Case 17 parts		3675
		⚡ 1000V ⚡ ⚡ ⚡ ⚡	03 07 200 Combination Pliers	1	
		⚡ 1000V ⚡ ⚡ ⚡ ⚡	70 07 160 Diagonal Cutter	1	
			98 20 35	1	
		⚡ 1000V ⚡ ⚡ ⚡	98 20 40 Screwdrivers for slotted screws	1	
			98 20 55	1	
		⚡ 1000V ⚡ ⚡ ⚡	98 24 00 Screwdriver for cross recessed screws, Phillips®	1	
		⚡ 1000V 1/2"	98 42 Reversible Ratchet, with driving square 1/2"	1	
		⚡ 1000V 1/2" ⚡	98 45 125 Extension Bar, with internal/external square 1/2"	1	
			98 45 250	1	
			98 47 10	1	
			98 47 11	1	
			98 47 12	1	
		⚡ 1000V ⚡ ⚡	98 47 13 Hexagon Socket for hexagonal screws, with internal square 1/2"	1	
			98 47 14	1	
			98 47 17	1	
			98 47 19	1	
		⚡ 1000V ⚡ ⚡	98 52 Cable Knife	1	

00
20

Compact-Box 4 parts

with insulated pliers



00 20 15
 1000V

- high quality, versatile, shock-resistant plastic case
- foam insert with honeycomb structure for variable equipment
- dimensions, exterior (H x W x D): 65 x 327 x 275 mm

00 20 15
 all pliers VDE tested according to DIN EN/IEC 60900 1000V, pliers finish 6

00 21 15 LE
 without tools

Article No.	EAN 4003773-			Quantity	 g
00 20 15	024804		Compact-Box 4 parts		1430
			03 06 180 Combination Pliers	1	
			11 06 160 Wire Stripper	1	
			26 16 200 Snipe Nose Side Cutting Pliers	1	
			70 06 160 Diagonal Cutter	1	
00 21 15 LE	045175		Tool Box empty		530

00
21

Tool Box 7 parts

for electrical contractors



00 21 15

- high quality, versatile, shock-resistant plastic case
- foam insert with honeycomb structure for variable equipment
- dimensions, exterior (H x W x D): 65 x 327 x 275 mm

00 21 15
 all pliers and screwdrivers except Water Pump Pliers
 VDE tested according to DIN EN/IEC 60900

00 21 15 LE
 without tools

Article No.	EAN 4003773-			Quantity	Nominal size	 g
00 21 15	042853		Tool Box 7 parts			1520
			03 06 180 Combination Pliers	Knipex	180 mm	1
			26 16 200 Snipe Nose Side Cutting Pliers		200 mm	1
			70 06 160 Diagonal Cutter		160 mm	1
			88 03 180 KNIPEX Alligator®		180 mm	1
			006100 Screwdrivers for slotted screws, 160i	Wera	0.4 x 2.5 x 80 mm	1
			006115 Screwdrivers for slotted screws, 160i		0.8 x 4.0 x 100 mm	1
			006152 Screwdrivers for cross recessed Phillips® screws, 162i PH		PH1 x 80 mm	1
00 21 15 LE	045175		Tool Box empty			530

98
9

Standard Tool Case 26 parts

with insulated tools for works on electrical installations

IEC 60900 DIN EN 60900

- equipped with a range of insulated KNIPEX tools for works on electrical installations
- shock-resistant plastic case
- foam inserts with recesses for the tools
- fixable partition wall
- dimensions, exterior (H x W x D): 105 x 440 x 385 mm



98 99 12
⚡ 1000 V

Article No.	EAN 4003773-			Quantity	g
98 99 12	026631		Standard Tool Case 26 parts		5533
		⚡ 1000 V	03 07 200 Combination Pliers	1	
		⚡ 1000 V	70 07 160 Diagonal Cutter	1	
			98 00 10	1	
			98 00 11	1	
			98 00 12	1	
		⚡ 1000 V	98 00 13 Open End Wrench	1	
			98 00 14	1	
			98 00 17	1	
			98 00 19	1	
		⚡ 1000 V	98 53 03 Dismantling Knife for round cables	1	
			98 20 25	1	
		⚡ 1000 V	98 20 35 Screwdrivers for slotted screws	1	
			98 20 40	1	
			98 20 55	1	
			98 24 00	1	
		⚡ 1000 V	98 24 01 Screwdriver for cross recessed screws, Phillips®	1	
			98 24 02	1	
		⚡ 1000 V	98 40 T-Handle Drive, with driving square 1/2"	1	
			98 47 10	1	
			98 47 11	1	
			98 47 12	1	
		⚡ 1000 V	98 47 13 Hexagon Socket for hexagonal screws, with internal square 1/2"	1	
			98 47 14	1	
			98 47 17	1	
			98 47 19	1	
		⚡ 1000 V	98 52 Cable Knife	1	

98
9

Tool Roll 15 parts

with insulated tools for works on electrical installations

IEC 60900 DIN EN 60900

- tool roll made of hard-wearing polyester fabric
- with practical, adjustable quick release fastener
- containing a range of insulated KNIPEX tools for works on electrical installations



98 99 13
⚡ 1000 V

Article No.	EAN 4003773-			Quantity	g
98 99 13	026648		Tool Roll 15 parts		2455
		⚡ 1000 V ⚡	03 07 200	Combination Pliers	1
		⚡ 1000 V ⚡	11 07 160	Insulation Stripper	1
		⚡ 1000 V ⚡	26 17 200	Snipe Nose Side Cutting Pliers, (Stork Beak Pliers)	1
		⚡ 1000 V ⚡	70 07 160	Diagonal Cutter	1
		⚡ 1000 V ⚡	95 17 200	Cable Shears, with twin cutting edge	1
			98 00 10		1
			98 00 13		1
		⚡ 1000 V ⚡	98 00 14	Open End Wrench	1
			98 00 17		1
			98 00 19		1
			98 20 25		1
		⚡ 1000 V ⚡	98 20 40	Screwdrivers for slotted screws	1
			98 20 55		1
			98 20 65		1
		⚡ 1000 V ⚡	98 52	Cable Knife	1

98
9

Universal Tool Case 48 parts

with insulated tools for works on electrical installations

IEC 60900 DIN EN 60900



98 99 14
⚡ 1000V



00 21 40 T



98 99 14

- hard-wearing case made of ABS material, red; containing a range of KNIPEX tools for works on electrical installations, tested according to DIN EN/IEC 60900, as well as insulating mats, clamps and gloves for added protection
- sturdy aluminium frame with D-shape rings for belt and fix, sturdy centre board with multi-purpose push-in facilities by elastic loops and 12 small pockets
- comfortable handle and mounting device for a "Trolley" embedded in the bottom (available ordering ref. 00 21 40 T)
- metal hinges
- 30 kg maximum load
- can be opened on one or both sides; bottom tray and cover can be opened independently
- stands stable in any opening position due to lid-holders and hinge mechanisms on both sides, that register in a position of 45° and 90°
- 3-digit lock and two flip-locks for fixation of the cover
- removable document compartment and removable tool board, with 13 push-in compartments on one side
- two flip-locks to fix the bottom
- base tray, height 58 mm, can be subdivided by flexible inserts; cover plate with six large push-in compartments, can be fixed by popper
- dimensions, external (H x W x D): 255 x 490 x 410 mm
dimensions, internal (H x W x D) : (105 + 105) x 445 x 350 mm

00 21 40 T

- telescopic handle for rolling transport of tool case
- applicable for cases:
00 21 40 LE Tool Case "BIG Twin", 98 99 14 Universal Tool Case
- height adjustable handle with catch
- integrated mechanism for fixation to the case, for rapid assembly and removal
- with two smooth running rolls
- dimensions: 60 x 245 x 400 (1.000) mm (extended)



INSULATED TOOLS

Article No.	EAN 4003773-				Quantity	g
98 99 14	026655	Universal Tool Case 48 parts				16250
		 1000 V 	03 07 200	Combination Pliers	1	
		 1000 V 	11 17 160	Insulation Stripper	1	
		 1000 V 	70 07 160	Diagonal Cutter	1	
		 1000 V 	88 07 250	KNIPEX Alligator®, Water Pump Pliers	1	
		 1000 V 	95 17 200	Cable Shears, with twin cutting edge	1	
			98 00 10		1	
			98 00 13		1	
			98 00 14	Open End Wrench	1	
			98 00 17		1	
			98 00 19		1	
		 1000 V 	98 00 22		1	
			98 01 10		1	
			98 01 13		1	
			98 01 14	Box Wrench	1	
			98 01 17		1	
			98 01 19		1	
			98 01 22		1	
		 1000 V 	98 67 05	Insulating Mat, from rubber	3	
			98 20 25		1	
		 1000 V 	98 20 40	Screwdrivers for slotted screws	1	
			98 20 55		1	
			98 20 65		1	
		 1000 V 	98 24 01	Screwdriver for cross recessed screws, Phillips®	1	
			98 24 02		1	
		 1000 V 	98 40	T-Handle Drive, with driving square 1/2"	1	
		 1000 V 	98 42	Reversible Ratchet, with driving square 1/2"	1	
		 1000 V 	98 45 125	Extension Bar, with internal/external square 1/2"	1	
			98 45 250		1	
			98 47 10		1	
			98 47 11		1	
			98 47 12		1	
			98 47 13		1	
		 1000 V 	98 47 14	Hexagon Socket for hexagonal screws, with internal square 1/2"	1	
			98 47 17		1	
			98 47 19		1	
			98 47 22		1	
			98 47 24		1	
		 1000 V 	98 52	Cable Knife	1	
			98 53 03	Dismantling Knife for round cables	1	
		 1000 V 	98 64 02	Insulating Clamp, from plastic	6	
		 1000 V	98 65 40	Electricians' Gloves	1	
98 99 14 LE	060703	Universal Tool Case empty				8235
00 21 40 T	062981	Trolley for rolling case transport				1200




GAME FOR THE SENSE

Today pinball machines are small wonders of entertainment technology. Each action on the part of the player is accompanied by a loud storm of effects. This stimulates the senses, driving players to keep the ball in the game in pursuit of a high score. The perfect interaction of light and sound is based on the highly sensitive electronics of the device. Servicing the machine with cutting or gripping KNIPEX-Electronics Pliers ensures that the fun moves on to the next round again and again.



Electronics Pliers, Precision Tweezers

Electronic Super Knips® / ESD	206
Precision Electronics Diagonal Cutters / ESD	208
Electronics Diagonal Cutters / ESD	210
Electronics Diagonal Cutters with carbide metal cutting edges.	213
Electronics End Cutting Nippers / ESD	214
Electronics Oblique Cutting Nipper	215
Precision Electronics Gripping Pliers / ESD.	216
Electronics Pliers / ESD	217
Electronics Mounting Pliers.	219
Electronics Pliers Sets.	220
Precision Tweezers.	221



KNIPLEX-Electronics Tools offer versatile solutions for work on electrical components – from wire processing through to the installation of highly sensitive computer components.



78

Electronic Super Knips®

DIN ISO 9654



78 03 125

- precision pliers for ultra fine cutting work, e. g. in electronics and fine mechanics
- ground, very sharp cutting edges without bevel for flush cutting
- precision shaped tips cut wires resting on a board from 0.2 mm dia.
- joint with stainless steel rivet
- cutting edges additionally induction hardened
- extremely smooth movement for minimum operator fatigue
- with opening spring and opening limiter
- in INOX or special tool steel



78 03 125 ESD

78 03 125/ESD / 78 23 125
 INOX - stainless steel; cutting edge hardness approx. 54 HRC

78 13 125/ESD
 INOX - stainless steel; cutting edge hardness approx. 54 HRC; with lead catcher – no uncontrolled loss of cut wire ends

78 71 125/ESD
 special tool steel, burnished; with lead catcher – no uncontrolled loss of cut wire ends; cutting edges additionally induction hardened, cutting edge hardness approx. 64 HRC



78 13 125



78 23 125

78 31 125
 cutting edges additionally induction hardened, cutting edge hardness approx. 60 HRC; with narrow head; special tool steel, burnished

78 41 125
 cutting edges additionally induction hardened, cutting edge hardness approx. 60 HRC; with narrow head; with lead catcher – no uncontrolled loss of cut wire ends; special tool steel, burnished

Models also for hard wire

78 81 125
 precision ground cutting edges with very small bevel suitable also for hard wire; special tool steel, burnished; cutting-edge hardness approx. 64 HRC

78 91 125
 precision ground cutting edges with very small bevel suitable also for hard wire; with lead catcher – no uncontrolled loss of cut wire ends; special tool steel, burnished; cutting edges additionally induction hardened, cutting edge hardness approx. 64 HRC

78 61 125/ESD
 cutting edges additionally induction hardened, cutting edge hardness approx. 64 HRC; also suitable for cutting glass fibre cables (fibre optics)



78 31 125



78 41 125



78 61 125



78 71 125



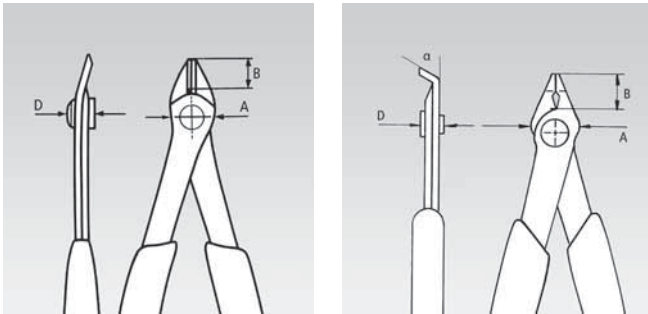
78 81 125



78 91 125



ELECTRONICS PLIERS



ESD pliers (electrostatic discharge)

electrostatic energy is discharged through the handles in a gradual and controlled manner which protects components endangered by electrostatic discharge in accordance with applicable standards, e.g. IEC TR 61 340-5, DIN EN 61 340-5, SP Method 2472



Article No.	EAN 4003773-	↔ mm	Pliers	Head	Handles	Cutting capacities			Dimensions			
						Ø mm	Ø mm	Ø mm	B mm	A mm	D mm	g
78 03 125	035381	125		polished	with multi-component grips	0.2 - 1.6	1.0		9.0	13.5	7.5	56
78 03 125 ESD	025146	125		polished	with multi-component grips	0.2 - 1.6	1.0		9.0	13.5	7.5	55
78 13 125	035398	125		polished	with multi-component grips	0.2 - 1.6	1.0		9.0	13.5	7.5	57
78 13 125 ESD	025153	125		polished	with multi-component grips	0.2 - 1.6	1.0		9.0	13.5	7.5	57
78 23 125	043096	125		polished	with multi-component grips	0.2 - 1.0	0.6		5.5	13.5	7.5	55
78 31 125	039778	125		burnished	with multi-component grips	0.2 - 1.0			9.0	12.5	7.5	55
78 41 125	040767	125		burnished	with multi-component grips	0.2 - 1.0			9.0	12.5	7.5	57
78 61 125	035404	125		burnished	with multi-component grips	0.2 - 1.6	1.2		9.0	13.5	7.5	56
78 61 125 ESD	025184	125		burnished	with multi-component grips	0.2 - 1.6	1.2		9.0	13.5	7.5	56
78 71 125	043799	125		burnished	with multi-component grips	0.2 - 1.6	1.2		9.0	13.5	7.5	57
78 71 125 ESD	025191	125		burnished	with multi-component grips	0.2 - 1.6	1.2		9.0	13.5	7.5	57
78 81 125	065074	125		burnished	with multi-component grips	0.2 - 1.6	1.2	0.6	9.0	13.5	7.5	57
78 91 125	065081	125		burnished	with multi-component grips	0.2 - 1.6	1.2	0.6	9.0	13.5	7.5	57

79

Precision Electronics Diagonal Cutters ESD

DIN ISO 9654



79 02 120 ESD



79 02 125 ESD



79 22 120 ESD



79 22 125 ESD



79 32 125 ESD



79 42 125 ESD



ESD pliers (electrostatic discharge)

electrostatic energy is discharged through the handles in a gradual and controlled manner which protects components endangered by electrostatic discharge in accordance with applicable standards, e.g. IEC TR 61 340-5, DIN EN 61 340-5, SP Method 2472

- electrically discharging handles – dissipative

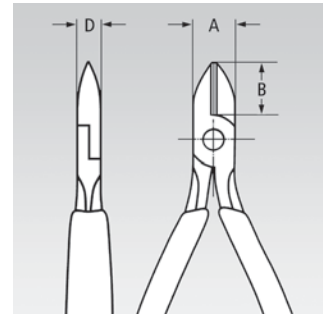
79 02 120 ESD / 79 22 120 ESD
mini-head

79 32 125 ESD / 79 42 125 ESD
pointed head

79 02 125 ESD / 79 22 125 ESD
round head

79 62 125 ESD / 79 62 125 ESD
pointed head; with lead catcher –
no uncontrolled loss of cut wire ends

79 12 125 ESD
specially for cutting through hard wire
and piano wire




Article No.	EAN 4003773-	↔ mm	Icons	Pliers	Head	Handles	Cutting capacities				Dimensions			
							Ø mm	Ø mm	Ø mm	Ø mm	B mm	A mm	D mm	g
79 02 120 ESD	061595	120	ESD, Multi-grips, Burnished, Polished, Multi-grips	burnished	polished	with multi-component grips	0.2 - 1.4	1.0	0.6		6.5	9.0	6.5	60
79 02 125 ESD	061519	125	ESD, Multi-grips, Burnished, Polished, Multi-grips	burnished	polished	with multi-component grips	0.2 - 1.7	1.3	0.7		10	11	6.5	61
79 12 125 ESD	071389	125	ESD, Multi-grips, Burnished, Polished, Multi-grips	burnished	polished	with multi-component grips	0.3 - 1.7	1.3	1.0	0.6	10	11	6.5	61
79 22 120 ESD	061618	120	ESD, Multi-grips, Burnished, Polished, Multi-grips	burnished	polished	with multi-component grips	0.1 - 1.3	0.8			6.5	9.0	6.5	61
79 22 125 ESD	061533	125	ESD, Multi-grips, Burnished, Polished, Multi-grips	burnished	polished	with multi-component grips	0.1 - 1.7	1.0			10	11	6.5	61
79 32 125 ESD	061557	125	ESD, Multi-grips, Burnished, Polished, Multi-grips	burnished	polished	with multi-component grips	0.2 - 1.5	1.1	0.6		10.5	11	6.5	61
79 42 125 ESD	061571	125	ESD, Multi-grips, Burnished, Polished, Multi-grips	burnished	polished	with multi-component grips	0.1 - 1.5	0.8			10.5	11	6.5	58
79 52 125 ESD	065159	125	ESD, Multi-grips, Burnished, Polished, Multi-grips, Lead catcher	burnished	polished	with multi-component grips	0.2 - 1.3	0.9	0.5		11	11	6.5	58
79 62 125 ESD	065166	125	ESD, Multi-grips, Burnished, Polished, Multi-grips, Lead catcher	burnished	polished	with multi-component grips	0.1 - 1.3	0.8			11	11	6.5	58


75

Electronics Diagonal Cutters

DIN ISO 9654



75 02 125



75 12 125

75 22 125



75 52 125

- bolted joint for high precision and stress tolerance
- for ultra fine cutting work, e.g. in electronics and fine mechanics
- with sharp, ground cutting edges for soft and hard wire and piano wire
- cutting edges additionally induction hardened, cutting edge hardness approx. 64 HRC
- low-friction double spring for gentle and even opening

Style 0
with bevel

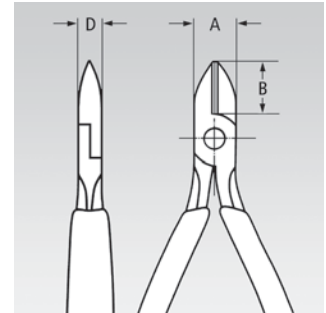
Style 1
with bevel and lead catcher, no uncontrolled loss of cut wire ends

Style 2
with small bevel

Style 5
particularly narrow head, with bevel



bolted joint



Article No.	EAN 4003773-	↔ mm		Style	Pliers	Handles	Cutting capacities				Dimensions			
							Ø mm	Ø mm	Ø mm	Ø mm	A mm	B mm	D mm	△ g
75 02 125	040491	125		0	burnished	with plastic grips	0.2 - 1.3	1.0	0.6	0.4	10.5	14	6.5	81
75 12 125	040514	125		1	burnished	with plastic grips	0.2 - 1.3	1.0	0.6	0.4	10.5	14	6.5	80
75 22 125	040538	125		2	burnished	with plastic grips	0.2 - 1.3	0.9	0.4	0.3	10.5	14	6.5	79
75 52 125	040576	125		5	burnished	with plastic grips	0.2 - 0.8	0.5	0.3		10.5	14	6.5	79



Electronics Diagonal Cutters

DIN ISO 9654



77 01 115



77 02 115



77 12 115



77 22 115



77 32 115



77 42 115



77 52 115



77 72 115

- for fine cutting work, e.g. in electronics and fine mechanics
- sturdy, zero-backlash box joint
- low-friction double spring for gentle and even opening
- the polish or mirror polish (only finish 2) together with a fine film of oil offer effective rust protection – no circuit faults caused by peeling chrome from plated tools
- cutting edges additionally induction hardened, cutting edge hardness approx. 62 HRC
- High-grade special tool steel, forged, oil-hardened

77 01 115 / 77 02 130
 round head, with bevel

77 02 115 / 77 22 130
 round head, with small bevel

77 11 115 / 77 12 115
 round head, with bevel and lead catcher – no uncontrolled loss of cut wire ends

77 21 115
 pointed head, without bevel



77 21 130
 round head, without bevel

77 22 115
 round head, without bevel; cutting edge hardness approx. 57 HRC

77 32 115
 pointed head, with small bevel

77 42 115 / 77 42 130
 pointed head, without bevel; cutting edge hardness approx. 57 HRC

77 52 115
 pointed, flat head, with small bevel; cutting edge hardness approx. 57 HRC

77 72 115
 pointed mini-head, with small bevel

Article No.	EAN 4003773-	↔ mm	Head	Handles	Cutting capacities			Dimensions			
					Ø mm	Ø mm	Ø mm	B mm	A mm	D mm	△ g
77 01 115	018568	115	mirror polished	plastic coated	0.3 - 1.6	1.2	0.6	14.0	11.0	7.5	67
77 01 130	018575	130	mirror polished	plastic coated	0.3 - 2.0	1.5	0.8	18.0	15.0	9.5	108
77 02 115	039334	115	mirror polished	with multi-component grips	0.3 - 1.6	1.2	0.6	14.0	11.0	7.5	80
77 02 130	039341	130	mirror polished	with multi-component grips	0.3 - 2.0	1.5	0.8	18.0	15.0	9.5	124
77 11 115	018629	115	mirror polished	plastic coated	0.3 - 1.6	1.2	0.6	14.0	11.0	7.5	70
77 12 115	043768	115	mirror polished	with multi-component grips	0.3 - 1.6	1.2	0.6	14.0	11.0	7.5	80
77 21 115	018650	115	mirror polished	plastic coated	0.3 - 1.3	1.0		14.0	11.0	7.5	64
77 21 130	018667	130	mirror polished	plastic coated	0.3 - 1.6	1.3		18.0	14.0	9.5	110
77 22 115	043782	115	mirror polished	with multi-component grips	0.3 - 1.3	1.0		14.0	11.0	7.0	80
77 22 130	040446	130	mirror polished	with multi-component grips	0.3 - 2.0	1.5		18.0	15.0	9.0	124
77 32 115	044307	115	mirror polished	with multi-component grips	0.3 - 1.3	1.0	0.5	14.0	11.0	7.5	80
77 42 115	039761	115	mirror polished	with multi-component grips	0.3 - 1.3	0.8		14.0	11.0	7.5	80
77 42 130	018773	130	mirror polished	with multi-component grips	0.3 - 1.6	1.3		18.0	15.0	9.5	122
77 52 115	040750	115	mirror polished	with multi-component grips	0.3 - 1.0	0.8	0.5	14.0	11.0	7.5	77
77 72 115	040958	115	mirror polished	with multi-component grips	0.3 - 0.8			10.5	9.5	6.0	69

Electronics Diagonal Cutters ESD

DIN ISO 9654



ESD pliers (electrostatic discharge)

electrostatic energy is discharged through the handles in a gradual and controlled manner which protects components endangered by electrostatic discharge in accordance with applicable standards, e.g. IEC TR 61 340-5, DIN EN 61 340-5, SP Method 2472



77 02 115 ESD



- for fine cutting work, e.g. in electronics and fine mechanics
- electrically discharging handles – dissipative
- sturdy, zero-backlash box joint
- low-friction double spring for gentle and even opening
- the mirror polish together with a fine film of oil offer effective rust protection – no circuit faults caused by peeling chrome from plated tools
- cutting edges additionally induction hardened, cutting edge hardness approx. 62 HRC
- with two-colour dual component grips, black/grey
- High-grade special tool steel, forged, oil-hardened



77 12 115 ESD



77 22 115 ESD



77 02 115 ESD
round head, with small bevel

77 12 115 ESD
round head, with bevel and lead catcher - no uncontrolled loss of cut wire ends

77 22 115 ESD
round head, without bevel



77 32 115 ESD



77 42 115 ESD



77 32 115 ESD
pointed head, with small bevel

77 42 115 ESD
pointed head, without bevel

77 52 115 ESD
pointed, flat head, with small bevel

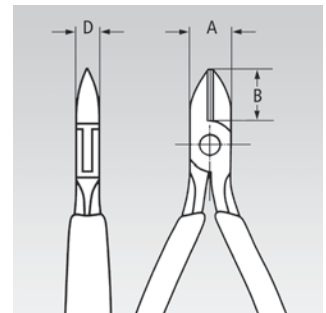

77 72 115 ESD
pointed mini-head, with small bevel



77 52 115 ESD



77 72 115 ESD



Article No.	EAN 4003773-	↔ mm	Icons	Head	Handles	Cutting capacities			Dimensions			⚖ g
						Ø mm	Ø mm	Ø mm	B mm	A mm	D mm	
77 02 115 ESD	025092	115	ESD, mirror-polished, yellow grips, box joint, spring	mirror polished	with multi-component grips	0.3 - 1.6	1.2	0.6	14.0	11.0	7.5	82
77 12 115 ESD	025108	115	ESD, mirror-polished, green grips, box joint, spring, lead catcher	mirror polished	with multi-component grips	0.3 - 1.6	1.2	0.6	14.0	11.0	7.5	80
77 22 115 ESD	025115	115	ESD, mirror-polished, red grips, box joint, spring	mirror polished	with multi-component grips	0.3 - 1.3	1.0		14.0	11.0	7.5	80
77 32 115 ESD	025122	115	ESD, mirror-polished, yellow grips, box joint, spring	mirror polished	with multi-component grips	0.3 - 1.3	1.0	0.5	14.0	11.0	7.0	79
77 42 115 ESD	031901	115	ESD, mirror-polished, red grips, box joint, spring	mirror polished	with multi-component grips	0.3 - 1.3	0.8		14.0	11.0	7.0	78
77 52 115 ESD	025139	115	ESD, mirror-polished, yellow grips, box joint, spring	mirror polished	with multi-component grips	0.3 - 1.0	0.8	0.5	11.5	14.0	7.0	79
77 72 115 ESD	024330	115	ESD, mirror-polished, yellow grips, box joint, spring	mirror polished	with multi-component grips	0.3 - 0.8			10.5	9.5	6.0	69

77
H

Electronics Diagonal Cutters

with inserted carbide metal cutting edges

DIN ISO 9654



77 02 120 H



77 02 135 H



77 32 120 H ESD




- for extreme demands on cutting pliers caused by hard or tough materials, e.g. piano, nickel, tungsten and diode wire, such as those used more frequently in the electronics and aerospace industries
- always the right cutting tool, even with the hardest material
- precision carbide metal cutting edges soldered into forged blanks
- sturdy, zero-backlash box joint
- hardness of the carbide cutting edges 80 - 83 HRC
- pliers with carbide metal cutting edges have a substantially longer service life than such with conventional cutting edges
- constantly reliable cutting results due to the avoidance of cutter deformations
- high cost saving due to longer service life of the pliers

77 02 120 H / 77 02 135 H / ESD
round head, with bevel

77 32 120 H / ESD
pointed head with chamfer,
with small bevel



with inserted carbide metal cutting edges



Article No.	EAN 4003773-	↔ mm	Icons	Head	Handles	Cutting capacities				Dimensions			
						∅ mm	∅ mm	∅ mm	∅ mm	B mm	A mm	D mm	g
77 02 120 H	075783	120	⊛ ⊠ ⊡ ⊢ ⊣	mirror polished	with multi-component grips	2.0	1.4	1.0	0.6	14	11	7.5	85
77 02 120 H ESD	075813	120	⚠ ⊛ ⊠ ⊡ ⊢ ⊣	polished	with multi-component grips	2.0	1.4	1.0	0.6	14	11	7.5	85
77 02 135 H	075806	135	⊛ ⊠ ⊡ ⊢ ⊣	mirror polished	with multi-component grips	2.2	1.6	1.2	0.8	18	15	9.5	115
77 02 135 H ESD	075837	135	⚠ ⊛ ⊠ ⊡ ⊢ ⊣	polished	with multi-component grips	2.2	1.6	1.2	0.8	18	15	9.5	115
77 32 120 H	075790	120	⊛ ⊠ ⊡ ⊢ ⊣	mirror polished	with multi-component grips	1.6	1.0	0.6	0.2	14	11	7.5	80
77 32 120 H ESD	075820	120	⚠ ⊛ ⊠ ⊡ ⊢ ⊣	polished	with multi-component grips	1.6	1.0	0.6	0.2	14	11	7	80

64

Electronics End Cutting Nippers

DIN ISO 9654



64 02 115
 ✂ $\angle 90^\circ$



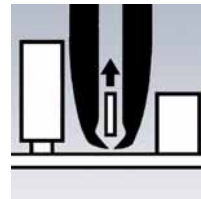
64 12 115 ESD
 ✂ $\angle 90^\circ$



64 12 115
 ✂ $\angle 90^\circ$



64 22 115
 ✂ $\angle 90^\circ$



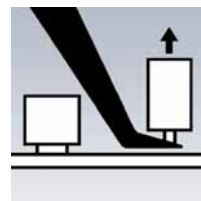
64 22 115



64 32 120
 ✂ $\angle 15^\circ$



64 42 115
 ✂ $\angle 27^\circ$



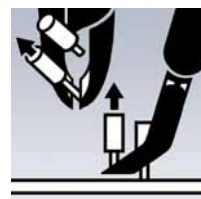
64 62 120



64 52 115
 ✂ $\angle 27^\circ$



64 62 120
 ✂ $\angle 65^\circ$



64 72 120



64 72 120
 ✂ $\angle 35^\circ$

- precision pliers for ultra fine cutting work, e. g. in electronics and fine mechanics
- sturdy, zero backlash box joint
- low-friction double spring for gentle and even opening
- the polish or mirror polish (only finish 2) together with a fine film of oil offer effective rust protection – no circuit faults caused by peeling chrome from plated tools
- cutting edges additionally induction hardened, cutting edge hardness at least 56 HRC
- High-grade special tool steel, forged, oil-hardened

Style 0
End Cutter, with bevel

Style 2
End Cutter, mini-blade with small bevel

Style 3
Oblique End Cutter, short head, with small bevel, $\alpha = 15^\circ$

Style 4
Oblique End Cutter, short head, with small bevel, $\alpha = 27^\circ$

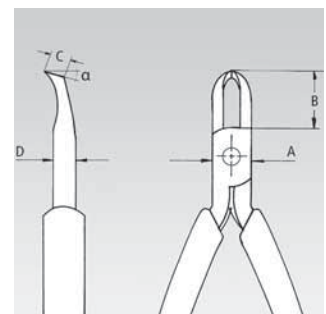
Style 5
Oblique End Cutter, short head, without bevel, for flush cutting, $\alpha = 27^\circ$

Style 6
Oblique End Cutter, mini-blade with small bevel, $\alpha = 65^\circ$

Style 7
Oblique End Cutter, mini-blade with small bevel, head with recess, $\alpha = 35^\circ$

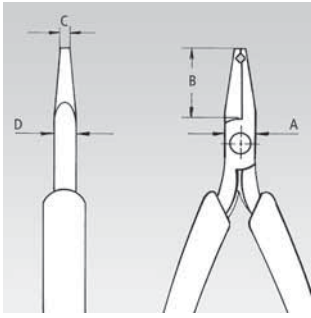
Form 1 / 64 11 115
End Cutter, without bevel

Form 1 / 64 12 115 / ESD
End Cutter, with small bevel

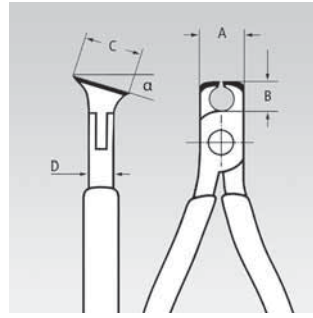


64 72 120

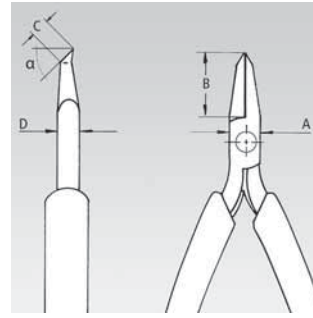
ELECTRONICS PLIERS



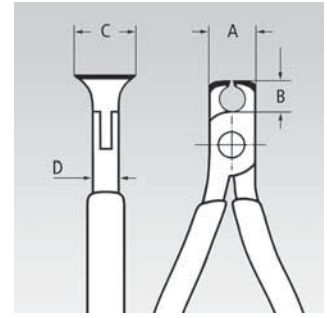
64 22 115



64 32/42/52



64 62 120



64 01/02/11/12

Article No.	EAN 4003773-	↔ mm	Style	Head	Griffe	Cutting capacities			Dimensions				g		
						Ø mm	Ø mm	Ø mm	A mm	B mm	D mm	C mm			
64 01 115	017745	115	∠90°	MM	0	mirror polished	plastic coated	2.0	1.0	0.6	11.0	6.0	7.5	16.0	76
64 02 115	035343	115	∠90°	MM	0	mirror polished	with multi-component grips	2.0	1.0	0.6	11.0	6.0	7.5	16.0	94
64 11 115	017769	115	∠90°	MM	1	mirror polished	plastic coated	1.4	0.8		11.0	6.0	7.0	16.0	74
64 12 115	040743	115	∠90°	MM	1	mirror polished	with multi-component grips	2.0	0.8	0.5	11.0	6.0	7.0	16.0	91
64 12 115 ESD	024323	115	∠90°	MM	1	mirror polished	with multi-component grips	2.0	0.8	0.5	11.0	6.0	7.0	16.0	94
64 22 115	017806	115	∠90°	MM	2	mirror polished	with multi-component grips	0.8			10.0	20.0	6.0	3.0	65
64 32 120	017820	120	∠15°	MM	3	mirror polished	with multi-component grips	1.5	1.0	0.5	11.0	10.0	7.0	17.0	92
64 32 120 ESD	025078	120	∠15°	MM	3	mirror polished	with multi-component grips	1.5	1.0	0.5	11.0	10.0	7.0	17.0	92
64 42 115	017844	115	∠27°	MM	4	mirror polished	with multi-component grips	1.5	1.0	0.5	10.5	10.0	7.0	12.0	69
64 52 115	040439	115	∠27°	MM	5	mirror polished	with multi-component grips	1.3			10.5	10.0	7.0	12.0	69
64 62 120	046998	120	∠65°	MM	6	mirror polished	with multi-component grips	0.6			9.5	18.5	6.0	5.0	70
64 62 120 ESD	025085	120	∠65°	MM	6	mirror polished	with multi-component grips	0.6			9.5	18.5	6.0	5.0	70
64 72 120	017882	120	∠35°	MM	7	mirror polished	with multi-component grips	1.5			12.0	19.5	7.0	5.0	95

62
12

Electronics Oblique Cutting Nipper

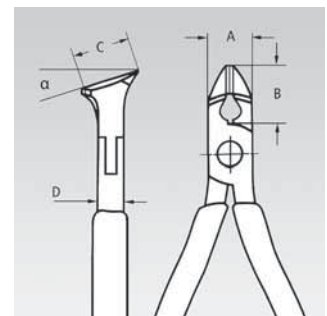
DIN ISO 9654



62 12 120

∠15° MM

- with cutting edges for soft and medium hard wire
- without bevel, for flush cutting
- cutting edges additionally induction hardened, cutting edge hardness approx. 58 HRC
- low-friction double spring for gentle and even opening
- sturdy, zero backlash box joint
- the polish together with a fine film of oil offer effective rust protection – no circuit faults caused by peeling chrome from plated tools
- High-grade special tool steel, forged, oil-hardened



Article No.	EAN 4003773-	↔ mm	Head	Handles	Cutting capacities		Dimensions				g		
					Ø mm	Ø mm	A mm	B mm	D mm	C mm			
62 12 120	048008	120	∠15°	MM	polished	with multi-component grips	0.3 - 1.0	0.7	11	10	7.5	17	93

34

Precision Electronics Gripping Pliers

DIN ISO 9655



The subtle difference
 KNIPEX precision electronics pliers are made of high-quality ball bearing steel and processed with the highest degree of care. Each opening movement is gentle and even without backlash. Each work step proceeds reliably and precisely. This makes work much easier for professionals.



34 12 130

- for very precise assembly work, e.g. in electronics and fine mechanics
- for gripping, holding and bending
- smoothly ground gripping surfaces, edges finely rounded
- approx. 20 % lighter than conventional electronics pliers
- bolted joint and carefully manufactured joint surfaces for even, low-friction movement throughout the entire opening range
- smooth-running double spring for a gentle and even opening
- ergonomically optimised multi-component handles
- forged from chrome vanadium ball-bearing steel



34 12 130 ESD

Style 1
 flat, wide jaws



Style 2
 half-round jaws



Style 3
 round, pointed jaws


34 22 130



34 22 130 ESD



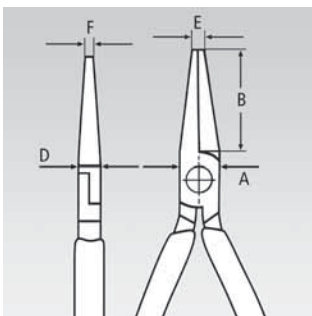

34 32 130



34 32 130 ESD



ESD pliers (electrostatic discharge)
 electrostatic energy is discharged through the handles in a gradual and controlled manner which protects components endangered by electrostatic discharge in accordance with applicable standards, e.g. IEC TR 61 340-5, DIN EN 61 340-5, SP Method 2472




Article No.	EAN 4003773-	↔ mm	Material	Style	Pliers	Head	Handles	Dimensions					⚖ g
								B mm	A mm	D mm	E mm	F mm	
34 12 130	061458	135		1	burnished	polished	with multi-component grips	21.9	11.2	6.5	1.4	3.5	61
34 12 130 ESD	061632	135		1	burnished	polished	with multi-component grips	21.9	11.2	6.5	1.4	3.5	62
34 22 130	061472	135		2	burnished	polished	with multi-component grips	22.7	11.2	6.5	1.6	1.6	61
34 22 130 ESD	061656	135		2	burnished	polished	with multi-component grips	22.7	11.2	6.5	1.6	1.6	65
34 32 130	061496	135		3	burnished	polished	with multi-component grips	23.7	11.2	6.5	2.0	1.0	59
34 32 130 ESD	061670	135		3	burnished	polished	with multi-component grips	23.7	11.2	6.5	2.0	1.0	62

35

Electronics Pliers

DIN ISO 9655



35 11 115



35 22 115



35 32 115



35 42 115



35 52 145



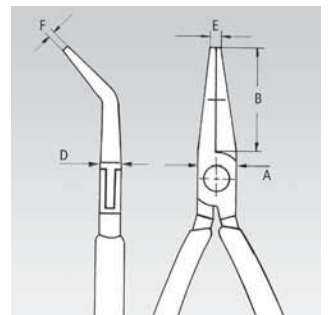
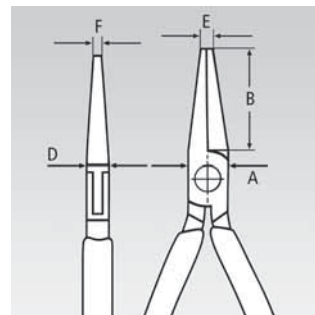
35 62 145



35 72 145



35 82 145



- precision pliers for fine assembly work, e.g. in electronics and fine mechanics
- for gripping, holding and bending
- sturdy, zero backlash box joint
- smooth ground gripping surfaces
- edges carefully deburred
- low-friction double spring for gentle and even opening
- the polish or mirror polish (only finish 2) together with a fine film of oil offer effective rust protection – no circuit faults caused by peeling chrome from plated tools
- Special tool steel, forged, oil-hardened

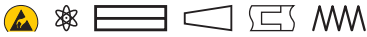
Article No.	EAN 4003773-	↔ mm		Head	Handles	Dimensions					
						B mm	A mm	D mm	E mm	F mm	⚖ g
35 11 115	016694	115		mirror polished	plastic coated	22.5	9.5	6.5	2.0	4.0	61
35 12 115	035107	115		mirror polished	with multi-component grips	22.5	9.5	6.5	2.0	4.0	72
35 21 115	016724	115		mirror polished	plastic coated	22.5	9.5	6.5	2.0	1.5	59
35 22 115	035114	115		mirror polished	with multi-component grips	22.5	9.5	6.5	2.0	1.5	73
35 31 115	016762	115		mirror polished	plastic coated	22.5	9.5	6.5	2.0	1.0	58
35 32 115	035121	115		mirror polished	with multi-component grips	22.5	9.5	6.5	2.0	1.0	72
35 42 115	040736	115		mirror polished	with multi-component grips	22.5	9.5	6.5	2.0	1.5	74
35 52 145	039389	145		mirror polished	with multi-component grips	40.0	12.0	7.5	1.5	4.0	102
35 62 145	039556	145		mirror polished	with multi-component grips	40.0	12.0	7.5	2.5	1.5	103
35 72 145	043607	145		mirror polished	with multi-component grips	40.0	12.0	7.5	2.5	1.3	98
35 82 145	039396	145		mirror polished	with multi-component grips	35.0	12.0	7.5	2.5	1.0	102

Electronics Pliers ESD

DIN ISO 9655



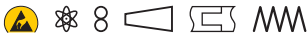
35 12 115 ESD



35 22 115 ESD



35 32 115 ESD



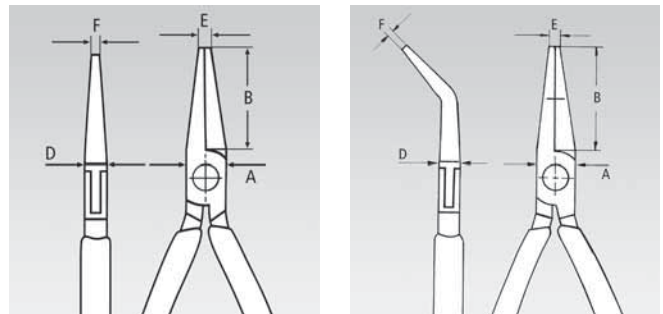
35 42 115 ESD



ESD pliers (electrostatic discharge)

electrostatic energy is discharged through the handles in a gradual and controlled manner which protects components endangered by electrostatic discharge in accordance with applicable standards, e.g. IEC TR 61 340-5, DIN EN 61 340-5, SP Method 2472

- precision pliers for fine assembly work, e.g. in electronics and fine mechanics
- for gripping, holding and bending
- electrically discharging handles – dissipative
- sturdy, zero backlash box joint
- smooth ground gripping surfaces
- edges carefully deburred
- low-friction double spring for gentle and even opening
- the mirror polish together with a fine film of oil offer effective rust protection – no circuit faults caused by peeling chrome from plated tools
- with two-colour dual component grips, black/grey
- Special tool steel, forged, oil-hardened




Article No.	EAN 4003773-	↔ mm	Icons	Head	Handles	Dimensions					⚖ g
						B mm	A mm	D mm	E mm	F mm	
35 12 115 ESD	024835	115	ESD, Mirror, Spring, 115mm	mirror polished	with multi-component grips	22.5	9.5	6.5	2.0	4.0	74
35 22 115 ESD	024842	115	ESD, Mirror, Spring, 115mm, Discharge	mirror polished	with multi-component grips	22.5	9.5	6.5	2.0	1.5	74
35 32 115 ESD	024859	115	ESD, Mirror, Spring, 115mm, 8mm	mirror polished	with multi-component grips	22.5	9.5	6.5	2.0	1.0	70
35 42 115 ESD	024866	115	ESD, Mirror, Spring, 115mm, 45°, Discharge	mirror polished	with multi-component grips	22.5	9.5	6.5	2.0	1.5	74

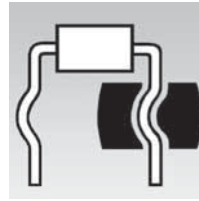
36

Electronics Mounting Pliers

DIN ISO 5743




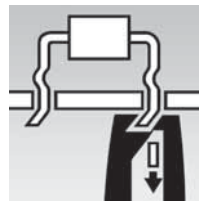
36 12 130




36 12 130
 to bend wire in shape for the distance to the board



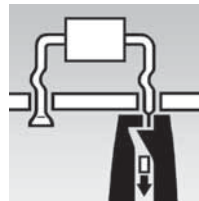
36 22 125




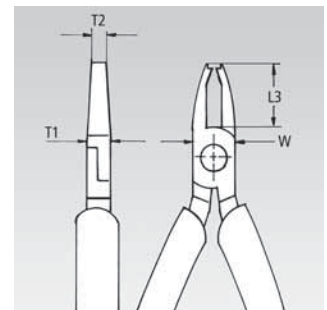
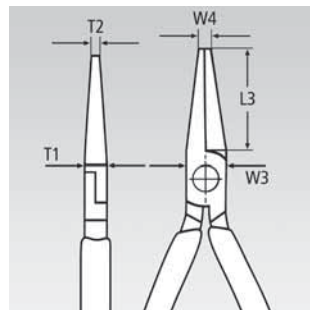

36 22 125
 to bend and cut wire at 1.6 mm length below the board



36 32 125

36 32 125
 to crunch and cut wire at 1.6 mm length below the board



- precision pliers for very fine assembly and repair work in electronics
- for bending and cutting off wire ends on components
- sturdy, zero backlash box joint
- smooth ground gripping surfaces
- edges carefully deburred
- low-friction double spring for gentle and even opening
- the mirror polish together with a fine film of oil offer effective rust protection – no circuit faults caused by peeling chrome from plated tools
- High-grade special tool steel, forged, oil-hardened

Article No.	EAN 4003773-	↔ mm	Head	Handles	Cutting capacities Ø mm	Dimensions					g
						L3 mm	W mm	T1 mm	W1 mm	T2 mm	
36 12 130	016861	130	mirror polished	with multi-component grips		23.0	12.0	9.5	5.5	6.0	94
36 22 125	046967	125	mirror polished	with multi-component grips	1.2	18.0	11.5	7.5	7.5	2.6	94
36 32 125	016885	125	mirror polished	with multi-component grips	1.0	18.0	11.5	7.5	7.5	4.0	108

00
20

Electronics Pliers Sets

for working on electronic components



00 20 16



00 20 16 P



00 20 16 P ESD



00 20 17



00 20 18



00 20 18 ESD



00 20 16

7 parts, contains 6 electronics pliers and one pair of precision tweezers; case made of hard-wearing polyester fabric, pliers are held by elastic band, zippered

00 20 16 P

6 parts, contains 6 precision electronics pliers; case made of hard-wearing polyester fabric, pliers are held by elastic band, zippered

00 20 16 P ESD

6 parts, contains 6 ESD precision electronics pliers, electrically discharging version; case made of hard-wearing polyester fabric, pliers are held by elastic band, zippered

00 20 17

6 parts, contains 6 ESD electronics pliers, electrically discharging version; case made of hard-wearing polyester fabric, pliers are held by elastic band, zippered

00 20 18

8 parts, contains 2 electronics pliers and 6 electronics screwdrivers; practical storage box, shock-resistant plastic, with foam insert

00 20 18 ESD

8 parts, contains 2 electronics pliers and 6 electronics screwdrivers, ESD electrically discharging version; practical storage box, shock-resistant plastic, with foam insert

Article No.	EAN 4003773-	Contents	g
00 20 16	022619	35 12 115 / 35 22 115 / 35 32 115 / 64 32 120 / 77 02 115 / 77 42 115 / 92 34 36	720
00 20 16 P	063223	34 12 130 / 34 22 130 / 34 32 130 / 79 02 120 / 79 02 120 / 79 02 125 / 79 42 125	575
00 20 16 P ESD	063230	34 12 130 ESD / 34 22 130 ESD / 34 32 130 ESD / 79 02 120 ESD / 79 02 125 ESD / 74 42 125 ESD	585
00 20 17	031222	35 12 115 ESD / 35 22 115 ESD / 35 42 115 ESD / 64 32 120 ESD / 77 02 115 ESD / 77 32 115 ESD	695
00 20 18	033073	35 22 115 / 77 02 115 / screw drivers 0.4 x 2.5 / 0.5 x 3.0 / 0.6 x 3.5 / 0.8 x 4.0 / PH 0 / PH 1	460
00 20 18 ESD	051848	35 22 115 ESD / 77 02 115 ESD / screw drivers 0.4 x 2.5 / 0.5 x 3.0 / 0.6 x 3.5 / 0.8 x 4.0 / PH 0 / PH 1	465

92

Precision Tweezers



92 02 53
✳ 45°



92 02 54
✳ 45°



92 02 55
✳



92 12 52
✳ 85°

- smooth gripping surfaces
- non-reflective matt finished

92 02 53
for SMD-technology*; angled tips, width approx. 1 mm; gripping surfaces matt finished for optimum grip; Chrome nickel steel: stainless, anti-magnetic (18/10), very popular electronics quality

92 02 54
for SMD-technology*; angled tips, width approx. 1 mm; with integrated profile for reliable gripping of cylindrical components of 0.6 mm dia.; gripping surfaces matt finished for optimum grip; Chrome nickel steel: stainless, anti-magnetic (18/10), very popular electronics quality

92 02 55
gripping jaws 3.5 mm wide, for cylindrical components of 0.8 mm dia.; serrated handles; stainless, anti-magnetic and acid-proof

92 12 52
angled tips; extra strong tips; stainless, anti-magnetic

Article No.	EAN 4003773-	↔ mm	✳	Finish	g
92 02 53	054603	120	✳ 45°	stainless, anti-magnetic	16
92 02 54	054610	120	✳ 45°	stainless, anti-magnetic	15
92 02 55	054627	115	✳	stainless, anti-magnetic, acid-proof	16
92 12 52	054658	120	✳ 85°	stainless, anti-magnetic	20

* SMD-Technology: technique for soldering surface mounted components on printed circuit boards without using holes

92

Precision Tweezers pointed shape



92 22 04
✳



92 22 07
✳



92 23 05
✳



92 22 06
✳



92 24 01
✳

- for fine mounting work
- straight pattern
- smooth gripping surfaces
- particularly slim tips

92 22 04
non-reflective matt finished; gripping surfaces matt finished for optimum grip; Chrome nickel steel: stainless, anti-magnetic (18/10), very popular electronics quality

92 22 06
non-reflective matt finished; gripping surfaces matt finished for optimum grip; Chrome nickel steel: stainless, anti-magnetic (18/10), very popular electronics quality

92 22 07
non-reflective matt finished; stainless, anti-magnetic and acid-proof

92 23 05
Titanium; electrically conductive; lightweight; non-reflective matt finished; stainless, anti-magnetic and acid-proof

92 24 01
mirror finish nickel plated and polished

Article No.	EAN 4003773-	↔ mm	✳	Finish	g
92 22 04	054665	130	✳	stainless, anti-magnetic	20
92 22 06	054672	120	✳	stainless, anti-magnetic	15
92 22 07	054689	115	✳	stainless, anti-magnetic, acid-proof	12
92 23 05	054726	120	✳	Titanium, anti-magnetic, acid-proof, stainless	10
92 24 01	054733	120	✳	nickel plated	15

PRECISION TWEEZERS

92

Precision Tweezers needle-pointed shape




92 22 12



92 32 29



92 34 28



92 22 13



- for ultra fine mounting work
- extra fine tips
- smooth gripping surfaces
- stainless, anti-magnetic
- non-reflective matt finished

92 22 12
straight pattern

92 22 13
American shape, solid; straight pattern; stainless, anti-magnetic and acid-proof

92 32 29
sickle-shaped tips; Chrome nickel steel: stainless, anti-magnetic (18/10), very popular electronics quality; gripping surfaces matt finished for optimum grip

92 34 28
angled tips

Article No.	EAN 4003773-	↔ mm		Finish	g
92 22 12	054696	105	☼ ▭	stainless, anti-magnetic	13
92 22 13	054702	135	☼ ▭	stainless, anti-magnetic, acid-proof	21
92 32 29	054818	120	☼ 45° ▭	stainless, anti-magnetic	16
92 34 28	054825	105	☼ 45° ▭	stainless, anti-magnetic	12

92

Precision Tweezers with centering pin pointed shape



92 22 35



92 34 36



92 34 37



92 24 34



- universally applicable
- narrow tips
- gripping surfaces with fine transverse serration
- serrated handles

92 22 35
straight pattern; non-reflective matt finished; stainless, anti-magnetic and acid-proof

92 24 34
straight pattern; nickel plated

92 34 36
angled tips; nickel plated

92 34 37
angled tips; black non-reflective lacquered

Article No.	EAN 4003773-	↔ mm		Finish	g
92 22 35	054719	155	☼ ▭	stainless, anti-magnetic, acid-proof	22
92 24 34	054740	155	☼ ▭	nickel plated	21
92 34 36	054832	155	☼ 45° ▭	nickel plated	23
92 34 37	054849	155	☼ 45° ▭	black lacquered	21

92

Precision Tweezers round slim shape



92 52 23



- round tips, approx. 2 mm wide
- smooth gripping surfaces
- stainless, anti-magnetic and acid-proof
- Chrome nickel steel, stainless, anti-magnetic, acid-proof

Article No.	EAN 4003773-	↔ mm		Finish	g
92 52 23	054894	120	☼ ▭	stainless, anti-magnetic, acid-proof	17

PRECISION TWEEZERS

92

Precision Tweezers blunt shape



92 44 42
✳️ 🌀



92 64 44
✳️ 🌀



92 70 46
✳️ 🌀



92 64 43
✳️ 🌀



92 72 45
✳️ 🌀

- universally applicable
- straight pattern
- wide, round tips
- serrated handles

92 44 42
jewellers' tweezers; round tips, approx. 2 mm wide; gripping jaws with fine crosswise serration (cross-hatched); nickel plated

92 64 43
round tips, approx. 3 mm wide; gripping surfaces with fine transverse serration; nickel plated

92 64 44
round tips, approx. 3.5 mm wide; gripping surfaces with fine transverse serration; nickel plated

92 70 46
round tips, approx. 3.5 mm wide; gripping surfaces with fine transverse serration; black non-reflective lacquered

92 72 45
round tips, approx. 3.5 mm wide; serrated gripping surfaces; nonreflective matt finished; stainless, anti-magnetic and acid-proof

Article No.	EAN 4003773-	↔ mm	✳️ 🌀	Finish	⚖ g
92 44 42	054887	140	✳️ 🌀	nickel plated	21
92 64 43	054917	120	✳️ 🌀	nickel plated	17
92 64 44	054924	145	✳️ 🌀	nickel plated	23
92 70 46	055075	145	✳️ 🌀	black lacquered	26
92 72 45	054962	145	✳️ 🌀	stainless, anti-magnetic, acid-proof	27

92

Plastic Tweezers



92 69 84
✳️ 🌀

- trapezoidal tips, approx. 3.5 mm wide
- knurled gripping surfaces
- serrated handles
- tweezers body: solid plastic, temperature-resistant up to 130°C

Article No.	EAN 4003773-	↔ mm	✳️ 🌀	Finish	⚖ g
92 69 84	054948	130	✳️ 🌀	plastic	19

92

Precision Tweezers rectangular blunt



92 84 18
✳️ 🌀

- mounting tweezers
- rectangular tips, approx. 0.9 mm wide
- gripping surfaces with fine transverse serration
- nickel plated
- Spring steel, high-strength

Article No.	EAN 4003773-	↔ mm	✳️ 🌀	Finish	⚖ g
92 84 18	054986	125	✳️ 🌀	nickel plated	19

PRECISION TWEEZERS

92

Cross-Over Tweezers



92 94 91



92 95 89



92 95 90

- for holding small parts without finger pressure
- for efficient clamping
- nickel plated
- Spring steel, high-strength

92 94 91
 trapezoidal tips; straight pattern; gripping surfaces with fine transverse serration; serrated handles

92 95 89
 narrow tips; straight pattern; gripping surfaces with fine transverse serration; handles with plastic attachment

92 95 90
 narrow tips; angled tips; gripping surfaces with fine transverse serration; handles with plastic attachment

Article No.	EAN 4003773-	↔ mm		Finish	g
92 94 91	055006	160		nickel plated	35
92 95 89	055013	160		nickel plated	30
92 95 90	055020	160		nickel plated	32

92

Precision Tweezers insulated

IEC 60900



92 27 61



92 27 62



92 37 64



92 67 63

- tested according IEC 60900
- with dipped insulation
- nickel plated
- Spring steel, high-strength

92 27 61
 for ultra fine mounting work; extra fine tips; straight pattern; gripping surfaces matt finished for optimum grip

92 27 62
 straight pattern; gripping surfaces with fine transverse serration

92 37 64
 angled tips; gripping surfaces with fine transverse serration

92 67 63
 straight pattern; serrated gripping surfaces

Article No.	EAN 4003773-	↔ mm		Finish	g
92 27 61	054757	130		with dipped insulation	32
92 27 62	054764	150		with dipped insulation	35
92 37 64	054856	150		with dipped insulation	34
92 67 63	054931	145		with dipped insulation	43

Precision Tweezers ESD

- Chrome nickel steel: stainless, anti-magnetic (18/10), very popular electronics quality
- ESD coating: non-reflective black, with a surface resistance of approx. 10^5 Ohm
- tips non-reflective brushed
- gripping surfaces matt finished for optimum grip
- Chrome nickel steel, stainless, anti-magnetic



92 08 78 ESD
 ⚡ ⚠ $\angle 45^\circ$



92 08 79 ESD
 ⚡ ⚠ $\angle 45^\circ$



92 28 69 ESD
 ⚡ ⚠



92 28 70 ESD
 ⚡ ⚠



92 28 71 ESD
 ⚡ ⚠



92 28 72 ESD
 ⚡ ⚠



92 38 75 ESD
 ⚡ ⚠ $\angle 45^\circ$



92 58 74 ESD
 ⚡ ⚠



92 78 77 ESD
 ⚡ ⚠



92 88 73 ESD
 ⚡ ⚠

92 08 78 ESD
 for SMD-technology*; angled tips; smooth gripping surfaces

92 08 79 ESD
 shaped to grip horizontal cylindrical components of 1.0 mm dia.; smooth gripping surfaces; serrated handles

92 28 69 ESD
 straight pattern; strong tip; smooth gripping surfaces

92 28 70 ESD
 straight pattern; fine tip; smooth gripping surfaces

92 28 71 ESD
 needle-pointed tips; straight pattern; smooth gripping surfaces

92 28 72 ESD
 American shape, solid; long tips; straight pattern; smooth gripping surfaces

92 38 75 ESD
 sickle-shaped tips; smooth gripping surfaces

92 58 74 ESD
 round tips, approx. 2 mm wide; straight pattern; smooth gripping surfaces

92 78 77 ESD
 round tips, approx. 3.5 mm wide; straight pattern; serrated gripping surfaces; serrated handles

92 88 73 ESD
 rectangular tips, approx. 0.9 mm wide; gripping surfaces with fine transverse serration

Article No.	EAN 4003773-	↔ mm		Finish	g
92 08 78 ESD	054634	120	⚡ ⚠ $\angle 45^\circ$	stainless, anti-magnetic, electrically dissipative	16
92 08 79 ESD	054641	120	⚡ ⚠	stainless, anti-magnetic, electrically dissipative	16
92 28 69 ESD	054771	130	⚡ ⚠	stainless, anti-magnetic, electrically dissipative	20
92 28 70 ESD	054788	110	⚡ ⚠	stainless, anti-magnetic, electrically dissipative	13
92 28 71 ESD	054795	110	⚡ ⚠	stainless, anti-magnetic, electrically dissipative	14
92 28 72 ESD	054801	135	⚡ ⚠	stainless, anti-magnetic, electrically dissipative	22
92 38 75 ESD	054863	120	⚡ ⚠ $\angle 45^\circ$	stainless, anti-magnetic, electrically dissipative	17
92 58 74 ESD	054900	120	⚡ ⚠	stainless, anti-magnetic, electrically dissipative	19
92 78 77 ESD	054979	145	⚡ ⚠	stainless, anti-magnetic, electrically dissipative	27
92 88 73 ESD	054993	130	⚡ ⚠	stainless, anti-magnetic, electrically dissipative	20

* SMD-Technology: technique for soldering surface mounted components on printed circuit boards without using holes



AN **OUTFIT** FOR EVERY LOCATION

Torrid heat, remorseless sunlight, pervasive dust – tools have a great deal to contend with in some places. And then there is a site meeting in an elegant city house. The rule in both situations is that the professional leaves nothing to chance. He knows that his toolbox represents both the equipment and an advertisement for his work. With a KNIPEX toolbox he always has the right tool ready for use and a good first impression on his side – whenever and wherever this may be.



Tool Assortment, Tool Cases

Tool Roll	228
Knipex Minis	228
Pliers Sets in a foam tray	229
Tool Kits	230
Tool Bag for electrical contractors	232
Apprentices tool Bag for electrical contractors	233
Tool Case "Electric"	234
Tool Case for electrical contractors	235
Belt Pouch	236
Belt Tool Pouch	236
Tool Bag "New Classic Basic"	236
Tool Case "Basic"	237
Tool Case "Standard"	237
Tool Case "Classic II"	237
Tool Case "Big Twin"	238
Tool Case "Big Twin Move"	239
Tool Bag empty	240
Tool Case "Robust"	240



*Adverse conditions require tough solutions.
The KNIPEX "Robust" protects tools from dust
and water, even under extreme ambient
temperatures.*



00
19

Tool Roll 11 parts



- for telecommunications and electrical engineers
- tool roll made of hard-wearing polyester fabric
- with practical, adjustable quick release fastener
- contains eight pliers and three screwdrivers
- pliers with chrome plated heads and two-colour dual component handles
- screwdrivers VDE tested according to DIN EN/IEC 60900 1000V

00 19 41

Article No.	EAN 4003773-				Quantity	g
00 19 41	024729		Tool Roll 11 parts			1620
			03 05 160	Combination Pliers	1	
			11 05 160	Insulation Strippers	1	
			25 05 160	Snipe Nose Side Cutting Pliers (Radio Pliers)	1	
			30 15 160	Long Nose Pliers	1	
			30 35 160	Long Nose Pliers	1	
			31 15 160	Flat Nose Pliers (Needle-Nose Pliers)	1	
			67 05 140	High Leverage End Cutting Nipper	1	
			70 05 140	Diagonal Cutter	1	
			98 20 25	Screwdriver for slotted screws	1	
			98 20 40		1	
			98 24 01	Screwdriver for cross recessed screws, Phillips®	1	

00
20

KNIPEX Minis in belt pouch 2 parts



00 20 72 V01



00 20 72 V02

- KNIPEX Minis as “little helpers” in the practical belt pouch
- made of hard-wearing polyester fabric
- with hook and loop fastener
- with elastic side holder for small flash lamp, pen or suchlike
- with practical belt loop
- dimensions (W x H x D): 70 x 170 x 50 mm

Article No.	EAN 4003773-				Quantity	g
00 20 72 V01	070832		KNIPEX Minis in belt pouch 2 parts			350
			86 03 150	Mini Pliers Wrench, pliers and a wrench in a single tool	1	
			87 01 125	KNIPEX Cobra®, Hightech Water Pump Pliers	1	
00 20 72 V02	075851		KNIPEX Minis in belt pouch 2 parts			390
			74 01 160	High Leverage Diagonal Cutter	1	
			87 01 150	KNIPEX Cobra®, Hightech Water Pump Pliers	1	

00 19 72 LE 070191 Belt Pouch

00
20

Pliers Sets in a foam tray



00 20 01 V01



00 20 01 V02



00 20 01 V03

- in a foam tray for workbenches and tool trolleys
- clearly organised storage of tools
- precisely-sized recesses for holding the pliers
- foam tray dimensions (W x H x D): 335 x 165 x 33 mm
- material: two colour, closed pore foam

00 20 01 V01
four pliers in a foam tray

00 20 01 V02
six precision circlip pliers in a foam tray

00 20 01 V03
three pliers in a foam tray



Article No.	EAN 4003773-			Quantity	△ g	
00 20 01 V01	069645		Pliers Set "Basic", four pliers in a foam tray		1095	
			03 05 180	Combination Pliers	1	
			26 15 200	Snipe Nose Side Cutting Pliers (Stork Beak Pliers)	1	
			74 05 180	High Leverage Diagonal Cutter	1	
			87 01 250	KNIPEX Cobra®, Hightech Water Pump Pliers	1	
00 20 01 V02	069652		Circlip Pliers Set, six precision circlip pliers in a foam tray		915	
			48 11 J1	Precision Circlip Pliers, to assemble internal circlips into bores	1	
			48 11 J2		1	
			48 21 J21		1	
			49 11 A1	Precision Circlip Pliers, to assemble external circlips on shafts	1	
			49 11 A2		1	
	49 21 A21	1				
00 20 01 V03	069669		Water Pump Pliers Set, three pliers in a foam tray		1065	
			85 01 250	KNIPEX SmartGrip®, Water Pump Pliers with automatic adjustment	1	
			87 41 250	Multiple Slip Joint Spanner	1	
			87 51 250	KNIPEX Cobra® ES, Water Pump Pliers extra-slim	1	



00
20

Tool Kits

- tools in a plastic deep-drawn tray with transparent lid
- attractive sales packaging with Euro standard perforation
- dimensions (W x H x D): 170 x 370 x 40 mm
- material: sturdy cardboard packaging, printed



00 20 09 V01

00 20 09 V01 Bestseller-Set
pliers with polished heads; handles with non-slip plastic coating or with two-colour multi-components grips



00 20 09 V02

00 20 09 V02 Cobra® Set
pliers grey atramentized, handles with non-slip plastic coating



00 20 09 V03

00 20 09 V03 Alligator® Set
pliers with polished heads; handles with non-slip plastic coating



00 20 10

00 20 10 Power Set
pliers with polished heads and plastic coated handles





00 20 11

00 20 11 Assembly Set
pliers with two-colour multi-component grips

1000V



00 20 12

1000V

00 20 12 Electro Set
pliers VDE-tested in conformance with DIN EN/IEC 60900 1000V, pliers chrome-plated; handles with multi-component grips



00 20 13

1000V

00 20 13 VDE Tool Set
tools VDE-tested in conformance to DIN EN/IEC 60900 1000V, pliers chrome-plated; handles with multi-component covers; with 3 WERA screwdrivers

Article No.	EAN 4003773-			Quantity	Nominal size	g	
00 20 09 V01	073994	Bestseller-Set				950	
			03 02 180	Combination Pliers	1	180 mm	
			70 02 160	Diagonal Cutter	1	160 mm	
00 20 09 V02	074793	Cobra® Set				1220	
			87 01 180	KNIPEX Cobra®, Hightech Water Pump Pliers	1	180 mm	
			87 01 250		1	250 mm	
	87 01 300	1	300 mm				
00 20 09 V03	074809	Alligator® Set				1195	
			88 01 180	KNIPEX Alligator®, Water Pump Pliers	1	180 mm	
			88 01 250		1	250 mm	
	88 01 300	1	300 mm				
00 20 10	010388	Power Set				990	
			02 01 180	High Leverage Combination Pliers	1	180 mm	
			74 01 160	High Leverage Diagonal Cutter	1	160 mm	
00 20 11	012405	Assembly Set				810	
			03 02 180	Combination Pliers	1	180 mm	
			26 12 200	Snipe Nose Side Cutting Pliers (Stork Beak Pliers)	1	200 mm	
00 20 12	012412	Electro Set				960	
			03 06 180	Combination Pliers	1	180 mm	
			26 16 200	Snipe Nose Side Cutting Pliers (Stork Beak Pliers)	1	200 mm	
00 20 13	043287	VDE Tool Set				850	
			70 06 160	Diagonal Cutter	1	160 mm	
			26 16 200	Snipe Nose Side Cutting Pliers (Stork Beak Pliers)	1	200 mm	
			006110	Screwdrivers for slotted screws, 160i	1	0.6 x 3.5 x 100 mm	
			006120		1	1.0 x 5.5 x 125 mm	
	006154	Screwdrivers for cross recessed Phillips® screws, 162i PH	1	PH2 x 100 mm			

00
21

Tool Bag 24 parts

for electrical contractors, top model



00 21 01 TL

- contains 24 brand name quality tools, partly VDE tested according to DIN EN/IEC 60900
- comfortable bag of hard-wearing leather, with front bag, adjustable retaining loops and belt
- with galvanized steel base tray
- edges of the tool case reinforced with aluminium
- dimensions, interior (W x H x D): 440 x 270 x 180 mm

Article No.	EAN 4003773-				Quantity	Nominal size	g
00 21 01 TL	032694		Tool Bag 24 parts				6990
		⚡ 1000 V	03 06 180	Combination Pliers	1	180 mm	
		⚡ 1000 V	11 06 160	Insulation Stripper	1	160 mm	
		⚡ 1000 V	25 06 160	Snipe Nose Side Cutting Pliers, Radio Pliers	1	160 mm	
		⚡ 1000 V	70 06 160	Diagonal Cutter	1	160 mm	
		⚡ 1000 V	98 52	Cable Knife	1	185 mm	
		⚡ 1000 V	16 20 165	Dismantling Tool	1	165 mm	
			361 252 1	Electrician's Chisel	1	250 x 10 mm	
			340 300 1	Mason's Chisels	1		
			006100		1	0.4 x 2.5 x 80 mm	
		⚡ 1000 V	006110	Screwdrivers for slotted screws, 160i	1	0.6 x 3.5 x 100 mm	
			006120		1	1.0 x 5.5 x 125 mm	
			006125		1	1.2 x 6.5 x 150 mm	
		⚡ 1000 V	006152	Screwdrivers for cross recessed Phillips® screws, 162i PH	1	PH1 x 80 mm	
			006154		1	PH2 x 100 mm	
			007620	Screwdrivers for slotted screws, 334	1	1.0 x 6.0 x 125 mm	
			110010		1	1.2 x 6.5 x 150 mm	
			005655	Voltage Detector, 247	1	0.5 x 3.0 x 70 mm	
			101-0300	Locksmith's hammer	1	300 g	
			30490-800	Chipping hammer	1	800 g	
			75040-015	Flat brush	1	40 mm	
			75075-040	Painter's spatula	1	40 mm	
			71510-000	Metre ruler (yardstick)	1	2 m	
			306125	PUK® Junior Hacksaw	1	150 x 240 mm	
			7165/50	Plasterer's bowl	1	125 x 90 mm	

00
21

Tool Bag 24 parts

apprentices tool bag for electrical contractors



00 21 02 SL

- comfortable bag of hard-wearing leather, with front bag, adjustable retaining loops and belt
- front, rear and lid made of calf leather, black
- semi-fold-out front with adjustable loops and exterior document compartment
- front additionally reinforced with aluminium brackets
- with galvanized steel base tray
- handle
- dimensions, interior (W x H x D): 440 x 270 x 180 mm

00 21 02 LE

without tools

00 21 02 SL

contains 24 brand name quality tools, partly VDE tested according to DIN EN/IEC 60900

Article No.	EAN 4003773-				Quantity	Nominal size	g
00 21 02 SL	032687		Tool Bag 24 parts				6980
			03 05 180	Combination Pliers	Knipex	180 mm	1
			11 05 160	Insulation Stripper		160 mm	1
			16 20 165	Dismantling Tool		165 mm	1
			25 05 160	Snipe Nose Side Cutting Pliers (Radio Pliers)		160 mm	1
			70 05 160	Diagonal Cutter		160 mm	1
			98 52	Cable Knife		185 mm	1
			361 252 1	Electrician's Chisel	Rennsteig	250 x 10 mm	1
			340 250 1	Mason's Chisels		250 mm	1
			101-0300	Locksmith's hammer		300 g	1
			401-1000	Sledge hammer	Picard	1000 g	1
			75040-015	Flat brush		40 mm	1
			75075-040	Painter's spatula		40 mm	1
			71501-024	Carpenter's pencil		24 cm	1
			031580			0.4 x 2.5 x 80 mm	1
			031582		0.6 x 3.5 x 100 mm	1	
			031587	Screwdrivers for slotted screws, 1160i	Wera	1.0 x 5.5 x 125 mm	1
			031588			1.2 x 6.5 x 150 mm	1
			031601			PH1 x 80mm	1
			031603	Screwdrivers for cross recessed Phillips® screws, 1162i		PH2 x 100 mm	1
			031611			PZ1 x 80 mm	1
			031613	Screwdrivers for cross recessed Pozidriv®, 1162i screws, 1165i	PZ2 x 100 mm	1	
			005655	Voltage Detector, 247		0.5 x 3.0 x 70 mm	1
			306125	PUK® Junior Hacksaw	Haunstätter	150 x 240 mm	1
			7165/50	Plasterer's bowl	Nölle	125 x 90 mm	1
00 21 02 LE	057499		Tool Bag "New Classic Basic" empty				3400

00
21

Tool Case "Electric" 20-parts



00 21 20

- heavy duty ABS material, black
- with circumferential double aluminium frame
- register hinges working as lid holder
- strong, ergonomic handle
- two flip-locks, lockable
- one removable tool board in the lid with 15 push-in compartments on the bottom side and six big push-in compartments and a clamp compartment (400 mm width) on the lid side, fixed by popper
- base tray, height 58 mm, can be subdivided by flexible inserts; cover plate with six large push-in compartments, can be fixed by popper
- cover and tool plate made of Con-Pearl® material
- 20 kg maximum load
- dimensions, exterior (W x H x D): 480 x 175 x 370 mm
- dimensions, interior (W x H x D): 460 x 170 x 310 mm

00 21 20

with 20 brand name tools, partly VDE tested according to DIN EN/IEC 60900

00 21 20 LE

without tools

Article No.	EAN				Quantity	Nominal size	g
00 21 20	4003773-052166		Tool Case "Electric", 20 parts		1		7225
		⚠ 1000 V	03 06 180	Combination Pliers	1	180 mm	
		⚠	12 40 200	Self-Adjusting Insulation Stripper	1	200 mm	
			16 80 125	Universal Dismantling Tool	1	125 mm	
		⚠ 1000 V	26 16 200	Snipe Nose Side Cutting Pliers, (Stork Beak Pliers)	1	200 mm	
		⚠ 1000 V	26 26 200	Diagonal Cutter	1	200 mm	
		⚠ 1000 V	70 06 160	High Leverage Diagonal Cutter	1	160 mm	
			74 06 200	Pliers Wrench, pliers and a wrench in a single tool	1	200 mm	
			86 03 180	KNIPLEX Cobra®, Hightech Water Pump Pliers	1	180 mm	
			87 03 250	Cable Shears, with twin cutting edge	1	250 mm	
		⚠ 1000 V	95 16 200	Cable Knife, with replaceable blade	1	200 mm	
		⚠ 1000 V	98 56		1	185 mm	
			006100		1	0,4 x 2,5 x 80 mm	
			006115		1	0,8 x 4,0 x 100 mm	
		⚠ 1000 V	006120	Screwdrivers for slotted screws, 160i	1	1,0 x 5,5 x 125 mm	
			006125		1	1,2 x 6,5 x 150 mm	
		⚠ 1000 V	006152	Screwdrivers for cross recessed Phillips® screws, 162i PH	1	PH1 x 80 mm	
			006154		1	PH2 x 100 mm	
		⚠ 1000 V	006162	Screwdrivers for cross recessed Pozidriv® screws, 165i	1	PZ1 x 80 mm	
			006164		1	PZ2 x 100 mm	
		⊖	005655	Voltage Detector	1	0,5 x 3,0 x 70 mm	
00 21 20 LE	044567		Tool Case "Standard" empty				4485

00
21

Tool Case for electrical contractors

23 parts



00 21 30

- contains 23 brand name quality tools, partly VDE tested according to DIN EN/IEC 60900, 1000 V
- hard-wearing ABS hard-shell construction with aluminium frame and circular buffer protection
- document compartment and pen holding straps
- one removable tool plate, with elastic loops on both sides
- one cover plate with elastic loops and tool protection cloth
- large base tray with variable separations (e.g. for measuring and testing devices). Interior dimensions: 420 x 320 x 85 mm
- sturdy metal locks and 3-digit-lock
- strong, ergonomic handle
- feet on both sides
- colour: silver / aluminium look

Article No.	EAN 4003773-			Quantity	Nominal size	g
00 21 30	051084		Tool Case for electrical contractors, 23 parts			9440
		00 11 03	Control Cabinet Key, for all standard cabinets and shut-off systems	1	76 mm	
		03 06 180	Combination Pliers	1	180 mm	
		12 40 200	Self-Adjusting Insulation Stripper	1	200 mm	
		16 80 125	Universal Dismantling Tool	1	125 mm	
		26 16 200	Snipe Nose Side Cutting Pliers, (Stork Beak Pliers)	1	200 mm	
		26 26 200	Diagonal Cutter	1	200 mm	
		70 06 125	Diagonal Cutter	1	125 mm	
		70 06 160	Diagonal Cutter	1	160 mm	
		86 03 180	Pliers Wrench, pliers and a wrench in a single tool	1	180 mm	
		87 03 250	KNIPLEX Cobra®, Hightech Water Pump Pliers	1	250 mm	
		92 27 62	Precision Tweezers	1	150 mm	
		98 56	Cable Knife, with replaceable blade	1	185 mm	
		006100		1	0.4 x 2.5 x 80 mm	
		006110		1	0.6 x 3.5 x 100 mm	
		006115	Screwdrivers for slotted screws, 160i	1	0.8 x 4.0 x 100 mm	
		006120		1	1.0 x 5.5 x 125 mm	
		006125		1	1.2 x 6.5 x 150 mm	
		006130		1	1.2 x 8.0 x 175 mm	
		006150		1	PH0 x 80 mm	
		006152	Screwdrivers for cross recessed Phillips® screws	1	PH1 x 80 mm	
		006154		1	PH2 x 100 mm	
		006162	Screwdrivers for cross recessed Pozidriv® screws	1	PZ1 x 80 mm	
		006164		1	PZ2 x 100 mm	

00
19

Belt Pouch for two pliers



00 19 72 LE

- for two pliers up to 150 mm length
- made of hard-wearing polyester fabric
- with hook and loop fastener
- with elastic side holder for small flash lamp, pen or suchlike
- with practical belt loop

Article No.	EAN 4003773-	Width mm	Height mm	Depth mm	g
00 19 72 LE	070191	65	155	25	65

00
19

Belt Tool Pouch, empty



00 19 73 LE

- made of hard-wearing polyester fabric and leather
- with pockets for up to 8 tools
- tool loops made of leather, riveted
- with snap hook

Article No.	EAN 4003773-	Width mm	Height mm	Depth mm	g
00 19 73 LE	072065	170	235	75	210

00
21

Tool Bag "New Classic Basic" empty



00 21 02 LE

- comfortable bag of hard-wearing leather, with front bag, adjustable retaining loops and belt
- front, rear and lid made of calf leather, black
- front additionally reinforced with aluminium brackets
- semi-fold-out front with adjustable loops and exterior document compartment
- with galvanized steel base tray
- handle

Article No.	EAN 4003773-	Dimension exterior width mm	Dimension exterior height mm	Dimension exterior depth mm	g
00 21 02 LE	057499	440	270	180	2970

00
21

Tool Case "Basic" empty



00 21 05 LE

- heavy duty ABS material, black
- circumferential aluminium frame with D-shape rings for the shoulder strap (included)
- 3-digit lock and two flip-locks for fixation of the cover
- strong, ergonomic handle
- metal hinges
- lid holder with hinge-joint mechanism
- document compartment in the cover
- removable tool board in the lid with nine push-in compartments and an elastic loop on the lid side; with ten slim and one large push in compartments on the bottom side
- base tray, height 55 mm, can be subdivided by inserts; cover plate with 12 large push-in compartments and a flat compartment, can be fixed by popper
- load capacity: 15 kg

Article No.	EAN	Dimension exterior (interior) width mm	Dimension exterior (interior) height mm	Dimension exterior (interior) depth mm	g
00 21 05 LE	4003773-056904	465 (440)	200 (180)	410 (350)	5680

00
21

Tool Case "Standard" empty



00 21 20 LE

- heavy duty ABS material, black
- with circumferential double aluminium frame
- register hinges working as lid holder
- strong, ergonomic handle
- two flip-locks, lockable
- one removable tool board in the lid with 15 push-in compartments on the bottom side and six big push-in compartments and a clamp compartment (400 mm width) on the lid side, fixed by push-button
- base tray, height 58 mm, can be subdivided by flexible inserts; cover plate with six large push-in compartments, can be fixed by popper
- cover and tool plate made of Con-Pearl® material
- 20 kg maximum load

Article No.	EAN	Dimension exterior (interior) width mm	Dimension exterior (interior) height mm	Dimension exterior (interior) depth mm	g
00 21 20 LE	4003773-044567	480 (460)	175 (170)	370 (310)	4485

00
21

Tool Case "Classic II" empty



00 21 32 LE

- heavy duty ABS material, black
- with circumferential double aluminium frame
- register hinges working as lid holder
- sturdy multi-component handle with grip recesses
- two flip-locks, lockable
- document compartment in the cover
- one removable tool board in the lid with CP7-tool holder (thickness 11 mm) on the bottom side
- one tool board in the lid with CP7-tool holder (thickness 11 mm) on the lid side and CP7- tool holder (thickness 15 mm) on the bottom side
- base tray, height 58 mm, can be subdivided by flexible inserts; cover plate with CP7-tool holder (thickness 25 mm) on the lid side, can be fixed by popper
- cover and tool plate made of Con-Pearl® material
- 30 kg maximum load

Article No.	EAN	Dimension exterior (interior) width mm	Dimension exterior (interior) height mm	Dimension exterior (interior) depth mm	g
00 21 32 LE	4003773-057536	480 (415)	180 (160)	365 (300)	5235

Con-Pearl® is a registered trademark of PARAT Schönenbach GmbH + Co. KG

00
21

Tool Case "BIG Twin" empty



00 21 40 LE

00 21 40 LE

- heavy duty ABS material, black
- sturdy aluminium frame with D-shape rings for belt and fix, sturdy centre board with multi-purpose push-in facilities by elastic loops and twelve small pockets
- comfortable handle and mounting device for a "Trolley" embedded in the bottom (available ordering ref. 00 21 40 T)
- metal hinges
- 30 kg maximum load
- can be opened on one or both sides; bottom tray and cover can be opened independently
- stands stable in any opening position due to lid-holders and hinge mechanisms on both sides, that register in a position of 45° and 90°
- 3-digit lock and two flip-locks for fixation of the cover
- removable document compartment and removable tool board, with 13 push-in compartments on one side
- two flip-locks to fix the bottom
- base tray, height 58 mm, can be subdivided by flexible inserts; cover plate with six large push-in compartments, can be fixed by popper



00 21 40 T

00 21 40 T

- telescopic handle for rolling transport of tool case
- applicable for cases:
 - 00 21 40 LE Tool Case "BIG Twin", 98 99 14 Universal Tool Case
- height adjustable handle with catch
- integrated mechanism for fixation to the case, for rapid assembly and removal
- with two smooth castors
- dimensions: 60 x 245 x 400 (1,000) mm (extended)



Article No.	EAN	Dimension exterior (interior) width mm	Dimension exterior (interior) height mm	Dimension exterior (interior) depth mm	△ g
00 21 40 LE	4003773-057673	490 (445)	255 (105 + 105)	410 (350)	7550
00 21 40 T	062981	Trolley for rolling case transport			

00
21

Tool Case "BIG Twin-Move"

with integrated rollers and telescopic handle, empty



00 21 41 LE

- heavy duty ABS material, black
- all-round aluminium frame and firmly mounted sturdy centre board, each side offering multi-purpose push-in facilities by elastic loops and 12 small pockets
- pull-out handle embedded in the base and two integrated smooth in-line skater runners
- 30 kg maximum load
- can be opened on one or both sides (V form); base tray and cover can be partially or fully opened independently of each other; stands securely in all opening positions; the special runners are gentlet on the floor and ensure stability
- lockable
- removable document compartment and removable tool panel with 13 tool pouches
- base tray, height 60 mm, can be subdivided by flexible inserts; tool panel as cover plate with 13 tool pouches



Article No.	EAN	Dimension exterior (interior) width mm	Dimension exterior (interior) height mm	Dimension exterior (interior) depth mm	g
00 21 41 LE	4003773-071549	510 (480/445)	270 (105)	410 (370/330)	8600



00
21

Tool bag, empty



00 21 11 LE

Compact tool bag for the service technician

- perfectly fits in the KNIPEX Big Twin 00 21 40 LE / 00 21 41 LE and other standard tool cases
- with 8 tool pouches and 7 tool straps
- slip-through back strap to attach to a trolley



Article No.	EAN 4003773-	Dimension exterior width mm	Dimension exterior height mm	Dimension exterior depth mm	g
00 21 11 LE	077718	410	60	290	450

00
21

Tool case "ROBUST", empty



00 21 35 LE

Fit to fly case made from impact-resistant polypropylene

- dustproof, airtight, watertight
- air pressure compensation valve
- temperatures ranging from -40° up to +80° C
- padlock eyelets
- document compartment; tool panels with 35 push-in compartments which can be filled with tools
- 2 aluminium dividers to customize the bottom tray
- 30 kg maximum load



Two-stage locks, easy to open – also with one hand



Automatic pressure compensation valve, permeable to air while keeping out water

Article No.	EAN 4003773-	Dimension exterior (interior) width mm	Dimension exterior (interior) height mm	Dimension exterior (interior) depth mm	g
00 21 35 LE	077596	470 (437)	190 (172)	370 (307)	4800

INDEX ARTICLE NUMBER / PAGE

00 11 01	126	01 06 190	172	12 12 02	39	16 40 150	45	29 21 160	53	37 33 125	56	46 11 A3	63
00 11 02	127	02 01 180	25	12 12 06	39	16 49 150	45	29 25 160	53	37 41 125	56	46 11 A4	63
00 11 03	127	02 01 200	25	12 12 10	39	16 60 05 SB	45	30 11 140	54	37 43 125	56	46 11 G0	68
00 11 04	127	02 01 225	25	12 12 11	39	16 60 100 SB	46	30 11 160	54	38 11 200	57	46 11 G1	68
00 11 06	127	02 02 180	25	12 12 12	39	16 64 125 SB	46	30 11 190	54	38 15 200	57	46 11 G2	68
00 11 06 V01	127	02 02 200	25	12 12 13	39	16 65 125 SB	46	30 13 140	54	38 21 200	57	46 11 G3	68
00 11 06 V02	128	02 02 225	25	12 12 14	39	16 80 125 SB	47	30 13 160	54	38 25 200	57	46 11 G4	68
00 11 07	128	02 05 180	25	12 19 02	39	16 85 125 SB	47	30 15 140	54	38 31 200	57	46 13 A0	63
00 11 08	129	02 05 200	25	12 19 06	39	16 90 130 SB	47	30 15 160	54	38 35 200	57	46 13 A1	63
00 11 17	129	02 05 225	25	12 19 10	39	19 01 130	31	30 15 190	54	38 41 190	57	46 13 A2	63
00 11 V50	125	02 06 180	25	12 19 11	39	19 03 130	31	30 16 160	54	38 45 190	57	46 13 A3	63
00 19 41	228	02 06 180	172	12 19 12	39	20 01 125	50	30 16 160	177	38 71 200	57	46 19 A5	66
00 19 56	69	02 06 200	172	12 19 13	39	20 01 140	50	30 21 140	54	38 91 200	57	46 19 A6	66
00 19 57	69	02 06 200	25	12 19 14	39	20 01 160	50	30 21 160	54	38 95 200	57	46 20 A51	66
00 19 72 LE	228	02 06 225	25	12 19 180	39	20 01 180	50	30 21 190	54	40 04 180	58	46 20 A61	66
00 19 72 LE	236	02 06 225	172	12 21 180	39	20 02 140	50	30 23 140	54	40 04 250	58	46 21 A01	63
00 19 73 LE	236	02 07 200	172	12 29 180	39	20 02 160	50	30 25 140	54	41 04 180	58	46 21 A11	63
00 20 01 V01	229	02 07 200	25	12 40 200	41	20 05 140	50	30 25 160	54	41 04 250	58	46 21 A21	63
00 20 01 V02	69	02 07 225	25	12 42 195	40	20 05 160	50	30 25 190	54	41 04 300	58	46 21 A31	63
00 20 01 V02	229	02 07 225	172	12 49 01	41	20 06 160	50	30 31 160	54	41 14 250	58	46 21 A41	63
00 20 01 V03	229	03 01 140	24	12 49 02	41	20 06 160	174	30 33 160	54	41 24 225	58	46 23 A01	63
00 20 03 SB	70	03 01 160	24	12 49 03	41	22 01 125	51	30 35 140	54	41 34 165	58	46 23 A11	63
00 20 03 V02	71	03 01 180	24	12 49 21	40	22 01 140	51	30 35 160	54	42 14 280	59	46 23 A21	63
00 20 04 SB	70	03 01 200	24	12 49 23	40	22 01 160	51	30 36 160	177	42 24 280	59	46 23 A31	63
00 20 04 V01	71	03 01 250	24	12 50 200	41	22 02 140	51	30 36 160	54	42 34 280	59	46 29 A51	66
00 20 09 V01	231	03 02 160	24	12 59 01	41	22 02 160	51	30 41 160	125	44 10 J5	66	46 29 A61	66
00 20 09 V02	231	03 02 180	24	12 59 02	41	22 05 140	51	31 11 160	53	44 10 J6	66	46 31 A02	63
00 20 09 V03	231	03 02 200	24	12 62 180	41	22 05 160	51	31 15 160	53	44 11 J0	62	46 31 A12	63
00 20 10	231	03 05 140	24	12 64 180	42	22 06 160	51	31 21 160	53	44 11 J1	62	46 31 A22	63
00 20 11	231	03 05 160	24	12 69 21	41	22 06 160	175	31 25 160	53	44 11 J2	62	46 31 A32	63
00 20 12	231	03 05 180	24	12 69 23	41	23 01 140	31	32 11 135	55	44 11 J3	62	46 31 A42	63
00 20 13	231	03 05 200	24	12 80 040 SB	42	25 01 125	32	32 21 135	55	44 11 J4	62	48 11 J0	64
00 20 15	199	03 06 160	24	12 80 100 SB	42	25 01 140	32	32 31 135	55	44 13 J0	62	48 11 J1	64
00 20 16	220	03 06 160	173	12 82 130 SB	42	25 01 160	32	33 01 160	55	44 13 J1	62	48 11 J2	64
00 20 16 P	220	03 06 180	173	12 85 100 SB	43	25 02 140	32	33 03 160	55	44 13 J2	62	48 11 J3	64
00 20 16 P ESD	220	03 06 180	24	13 01 160	30	25 02 160	32	34 12 130	216	44 13 J3	62	48 11 J4	64
00 20 17	220	03 06 200	24	13 02 160	30	25 03 125	32	34 12 130 ESD	216	44 13 J4	62	48 21 J01	64
00 20 18	220	03 06 200	173	13 05 160	30	25 05 140	32	34 22 130	216	44 19 J5	66	48 21 J11	64
00 20 18 ESD	220	03 07 160	173	13 81 200	29	25 05 160	32	34 22 130 ESD	216	44 19 J6	66	48 21 J21	64
00 20 72 V01	228	03 07 160	24	13 82 200	29	25 06 160	32	34 32 130	216	44 20 J51	66	48 21 J31	64
00 20 72 V02	228	03 07 180	24	13 86 200	29	25 06 160	176	34 32 130 ESD	216	44 20 J61	66	48 21 J41	64
00 21 01 TL	232	03 07 180	173	13 86 200	174	25 21 160	32	35 11 115	217	44 21 J01	62	48 31 J1	64
00 21 02 LE	236	03 07 200	173	13 91 200	29	25 25 160	32	35 12 115	217	44 21 J11	62	48 31 J2	64
00 21 02 LE	233	03 07 200	24	13 92 200	29	25 26 160	32	35 12 115 ESD	218	44 21 J21	62	49 11 A0	65
00 21 02 SL	233	03 07 250	24	13 96 200	29	25 26 160	176	35 21 115	217	44 21 J31	62	49 11 A1	65
00 21 05 LE	237	03 07 250	173	13 96 200	174	26 11 200	33	35 22 115	217	44 21 J41	62	49 11 A2	65
00 21 11 LE	240	08 05 110	26	14 22 160	37	26 12 200	33	35 22 115 ESD	218	44 23 J11	62	49 11 A3	65
00 21 15	199	09 01 240	27	14 25 160	37	26 13 200	33	35 31 115	217	44 23 J21	62	49 11 A4	65
00 21 15 LE	199	09 02 240	27	14 26 160	37	26 15 200	33	35 32 115	217	44 23 J31	62	49 21 A01	65
00 21 15 LE	199	09 11 240	27	14 26 160	175	26 16 200	33	35 32 115 ESD	218	44 29 J51	66	49 21 A11	65
00 21 20	234	09 12 240	27	15 11 120	43	26 16 200	176	35 42 115	217	44 29 J61	66	49 21 A21	65
00 21 20 LE	237	11 01 160	36	15 19 005	43	26 17 200	33	35 42 115 ESD	218	44 31 J02	62	49 21 A31	65
00 21 20 LE	234	11 02 160	36	15 19 006	43	26 17 200	176	35 52 145	217	44 31 J12	62	49 21 A41	65
00 21 25	70	11 05 160	36	15 19 008	43	26 21 200	33	35 62 145	217	44 31 J22	62	49 31 A0	65
00 21 30	235	11 06 160	173	15 19 010	43	26 22 200	33	35 72 145	217	44 31 J32	62	49 31 A1	65
00 21 32 LE	237	11 06 160	36	15 51 160	43	26 25 200	33	35 82 145	217	44 31 J42	62	49 31 A2	65
00 21 35 LE	240	11 07 160	36	15 61 160	43	26 26 200	33	36 12 130	219	45 10 170	68	49 41 A01	65
00 21 40 LE	238	11 07 160	173	15 81 160	43	26 26 200	176	36 22 125	219	45 21 200	68	50 00 160	74
00 21 40 T	238	11 12 160	36	16 20 16 SB	44	26 27 200	33	36 32 125	219	46 10 100	67	50 00 180	74
00 21 40 T	203	11 17 160	36	16 20 165 SB	44	26 27 200	176	37 11 125	56	46 10 A5	66	50 00 210	74
00 21 41 LE	239	11 17 160	173	16 20 28 SB	44	27 01 160	31	37 13 125	56	46 10 A6	66	50 00 225	74
01 06 160	26	11 82 130	36	16 29 165	44	28 01 200	52	37 21 125	56	46 11 A0	63	50 00 250	74
01 06 160	172	11 92 140	37	16 30 135 SB	44	28 21 200	52	37 23 125	56	46 11 A1	63	50 00 300	74
01 06 190	26	12 11 180	39	16 39 135	44	29 11 160	53	37 31 125	56	46 11 A2	63	50 01 160	74

INDEX ARTICLE NUMBER / PAGE

50 01 180	74	70 07 180	83	74 07 250	87	79 02 125	208	87 03 300	103	92 22 07	221	95 17 500	135
50 01 210	74	70 11 110	83	74 12 160	87	79 02 125 ESD	209	87 05 250	103	92 22 12	222	95 17 500	184
50 01 225	74	70 15 110	83	74 12 180	87	79 12 125	208	87 05 300	103	92 22 13	222	95 21 165	132
50 01 250	74	70 26 160	83	74 21 180	87	79 12 125 ESD	209	87 11 250	105	92 22 35	222	95 21 600	135
50 01 300	74	70 26 160	177	74 21 200	87	79 22 120	208	87 19 250	105	92 23 05	221	95 22 165	132
51 01 210	74	71 01 200	91	74 21 250	87	79 22 120 ESD	209	87 21 250	105	92 24 01	221	95 26 165	132
55 00 300	75	71 02 200	91	74 22 200	87	79 22 125	208	87 22 250	105	92 24 34	222	95 26 165	182
58 30 225	75	71 12 200	91	74 22 250	87	79 22 125 ESD	209	87 26 250	106	92 27 61	181	95 27 600	135
61 01 200	94	71 21 200	91	74 91 250	89	79 32 125	208	87 26 250	180	92 27 61	224	95 27 600	184
61 02 200	94	71 22 200	91	75 02 125	210	79 32 125 ESD	209	87 41 250	101	92 27 62	181	95 29 600	135
62 12 120	215	71 31 200	91	75 12 125	210	79 42 125	208	87 51 250	106	92 27 62	224	95 29 600	184
64 01 115	215	71 32 200	91	75 22 125	210	79 42 125 ESD	209	88 01 180	109	92 28 69 ESD	225	95 31 250	136
64 02 115	215	71 41 200	91	75 52 125	210	79 52 125	208	88 01 250	109	92 28 70 ESD	225	95 31 280	136
64 11 115	215	71 72 460	92	76 01 125	84	79 52 125 ESD	209	88 01 300	109	92 28 71 ESD	225	95 32 038	138
64 12 115	215	71 72 610	92	76 03 125	84	79 62 125	208	88 01 400	110	92 28 72 ESD	225	95 32 060	139
64 12 115 ESD	215	71 72 760	92	76 05 125	84	79 62 125 ESD	209	88 02 180	109	92 32 29	222	95 32 100	139
64 22 115	215	71 72 910	92	76 12 125	84	81 03 230	113	88 02 250	109	92 34 28	222	95 32 320	137
64 32 120	215	71 79 460	92	76 22 125	84	81 13 230	113	88 02 300	109	92 34 36	222	95 36 250	136
64 32 120 ESD	215	71 79 610	92	76 81 125	84	81 19 230	113	88 03 180	109	92 34 37	222	95 36 250	185
64 42 115	215	71 79 760	92	77 01 115	211	83 10 010	111	88 03 250	109	92 37 64	181	95 36 280	136
64 52 115	215	71 79 910	92	77 01 130	211	83 10 015	111	88 05 180	109	92 37 64	224	95 36 280	185
64 62 120	215	71 82 950	93	77 02 115	211	83 10 020	111	88 05 250	109	92 38 75 ESD	225	95 36 320	137
64 62 120 ESD	215	71 89 950	93	77 02 115 ESD	212	83 10 030	111	88 05 300	109	92 44 42	223	95 36 320	185
64 72 120	215	72 01 140	80	77 02 120 H	213	83 10 040	111	88 06 250	179	92 52 23	222	95 39 038	138
67 01 140	94	72 01 160	80	77 02 120 H ESD	213	83 20 010	112	88 06 250	109	92 58 74 ESD	225	95 39 250	136
67 01 160	94	72 01 180	80	77 02 130	211	83 20 015	112	88 07 250	109	92 64 43	223	95 39 250	185
67 01 200	94	72 02 125	80	77 02 135 H	213	83 20 020	112	88 07 250	179	92 64 44	223	95 39 280	136
67 05 140	94	72 11 160	80	77 02 135 H ESD	213	83 30 005	112	88 07 300	179	92 67 63	181	95 39 280	185
67 05 160	94	72 21 160	80	77 11 115	211	83 30 010	112	88 07 300	109	92 67 63	224	95 39 320 01	137
67 05 200	94	72 51 160	80	77 12 115	211	83 30 015	112	89 01 250	111	92 69 84	223	95 39 320 01	185
68 01 160	75	73 02 160	85	77 12 115 ESD	212	83 30 020	112	89 03 250	111	92 70 46	223	95 39 320 02	137
68 01 160	95	73 05 160	85	77 12 115 ESD	212	83 30 030	112	89 05 250	111	92 72 45	223	95 39 320 02	185
68 01 180	75	73 06 160	85	77 21 115	211	83 60 010	113	90 01 125	111	92 78 77 ESD	225	95 39 720	139
68 01 180	95	73 06 160	178	77 21 130	211	83 60 015	113	90 03 125	111	92 84 18	223	95 39 870	139
68 01 200	75	73 71 180	89	77 22 115	211	83 61 010	113	90 20 185	119	92 88 73 ESD	225	95 61 150	141
68 01 200	95	73 72 180	89	77 22 115 ESD	212	83 61 015	113	90 25 20	120	92 94 91	224	95 61 190	140
68 01 280	75	73 72 180 BK	89	77 22 130	211	84 11 200	123	90 25 40	120	92 95 89	224	95 62 190	140
68 01 280	95	73 72 180 F	89	77 32 115	211	84 21 200	123	90 29 01	120	92 95 90	224	95 71 445	141
69 01 130	95	74 01 140	87	77 32 115 ESD	212	85 01 250	101	90 29 02	120	94 10 185	121	95 71 600	141
69 03 130	95	74 01 160	87	77 32 120 H	213	85 51 250 A	116	90 29 15	120	94 15 215	117	95 77 600	141
70 01 110	83	74 01 180	87	77 32 120 H ESD	213	85 59 250 A	116	90 29 185	119	94 19 185	121	95 77 600	186
70 01 125	83	74 01 200	87	77 42 115	211	86 03 125	99	90 29 40	120	94 19 215	117	95 79 445	141
70 01 140	83	74 01 250	87	77 42 115 ESD	212	86 03 150	99	90 42 250	121	94 19 215	117	95 79 600	141
70 01 160	83	74 02 140	87	77 42 130	211	86 03 180	99	90 42 340	121	94 35 215	117	95 79 600	186
70 01 180	83	74 02 160	87	77 52 115	211	86 03 250	99	90 49 340	121	95 02 21	118	95 81 600	141
70 02 125	83	74 02 180	87	77 52 115 ESD	212	86 03 300	99	90 49 340 M	121	95 03 160 SB	118	95 89 600	141
70 02 140	83	74 02 200	87	77 72 115	211	86 03 400	100	90 55 280	122	95 05 140	119	97 00 215 A	144
70 02 160	83	74 02 250	87	77 72 115 ESD	212	86 05 150	99	90 59 280	122	95 05 155 SB	134	97 21 215	144
70 02 180	83	74 05 140	87	78 03 125	207	86 05 180	99	90 61 16	122	95 05 165	134	97 21 215 B	144
70 05 125	83	74 05 160	87	78 03 125 ESD	207	86 05 250	99	90 61 20	122	95 05 185	119	97 21 215 C	144
70 05 140	83	74 05 180	87	78 13 125	207	86 07 250	179	90 70 220	123	95 05 190	119	97 22 240	144
70 05 160	83	74 05 200	87	78 13 125 ESD	207	87 01 125	103	91 00 200	123	95 06 230	134	97 32 225	145
70 05 180	83	74 05 250	87	78 23 125	207	87 01 150	103	91 31 180	124	95 06 230	181	97 33 01	147
70 06 125	83	74 06 160	87	78 31 125	207	87 01 180	103	91 51 160	124	95 11 165	132	97 33 02	147
70 06 125	177	74 06 160	178	78 41 125	207	87 01 250	103	91 61 160	124	95 11 200	133	97 39 05	147
70 06 140	177	74 06 180	178	78 61 125	207	87 01 300	103	91 71 160	124	95 12 165	132	97 39 06	147
70 06 140	83	74 06 180	87	78 61 125 ESD	207	87 01 400	104	92 02 53	221	95 12 200	133	97 39 08	147
70 06 160	83	74 06 200	87	78 71 125	207	87 01 560	104	92 02 54	221	95 12 500	135	97 39 09	147
70 06 160	177	74 06 200	178	78 71 125 ESD	207	87 02 180	103	92 02 55	221	95 16 165	132	97 39 13	147
70 06 180	177	74 06 250	178	78 81 125	207	87 02 250	103	92 08 78 ESD	225	95 16 165	182	97 39 13 A	147
70 06 180	83	74 06 250	87	78 81 125 ESD	207	87 02 300	103	92 08 79 ESD	225	95 16 200	133	97 39 30	147
70 07 160	83	74 07 200	87	78 91 125	207	87 03 125	103	92 12 52	221	95 16 200	183	97 39 90	147
70 07 160	177	74 07 200	178	79 02 120	208	87 03 180	103	92 22 04	221	95 17 200	133	97 40 10	145
70 07 180	177	74 07 250	178	79 02 120 ESD	209	87 03 250	103	92 22 06	221	95 17 200	183	97 40 20 SB	154

INDEX ARTICLE NUMBER / PAGE

97 43 05	148	97 49 90	152	97 90 12	164	97 99 333	167	98 01 11	188	98 26 15	191	98 62 01	196
97 43 06	148	97 49 93	152	97 90 21	165	97 99 334	167	98 01 12	188	98 26 20	191	98 62 02	196
97 43 200	148	97 49 94	152	97 90 22	165	97 99 335	167	98 01 13	188	98 26 25	191	98 64 02	196
97 43 200 A	148	97 49 94	156	97 90 23	164	97 99 336	167	98 01 14	188	98 26 30	191	98 65 01	197
97 43 E	149	97 49 94	157	97 90 24	164	97 99 337	167	98 01 15	188	98 30	191	98 65 02	197
97 43 E 01	149	97 49 95	152	97 90 25	165	97 99 338	167	98 01 16	188	98 31	191	98 65 03	197
97 43 EAUS	149	97 49 95	156	97 91 01	152	97 99 339	167	98 01 17	188	98 33 25	194	98 65 10	197
97 43 E UK	149	97 49 95	157	97 91 02	153	97 99 350	167	98 01 18	188	98 33 50	194	98 65 20	197
97 43 E US	149	97 50 01	154	97 99 001	166	97 99 351	167	98 01 19	188	98 35 125	192	98 65 30	197
97 49 04	150	97 51 10	154	97 99 010	166	97 99 352	167	98 01 22	188	98 35 250	192	98 65 40	197
97 49 05	150	97 51 12	155	97 99 011	166	97 99 353	167	98 01 24	188	98 37 1/2"	192	98 65 41	197
97 49 06	150	97 52 04	156	97 99 020	166	97 99 354	167	98 03 04	188	98 37 10	192	98 67 05	197
97 49 07	150	97 52 05	156	97 99 021	166	97 99 355	167	98 03 05	188	98 37 11	192	98 67 10	197
97 49 08	150	97 52 06	156	97 99 022	166	97 99 356	167	98 03 055	188	98 37 12	192	98 90	198
97 49 09	150	97 52 08	156	97 99 030	166	97 99 357	167	98 03 06	188	98 37 13	192	98 99 11	198
97 49 10	150	97 52 09	156	97 99 050	166	97 99 358	167	98 03 07	188	98 37 14	192	98 99 12	200
97 49 11	150	97 52 10	156	97 99 060	166	97 99 359	167	98 03 08	188	98 37 16	192	98 99 13	201
97 49 13	150	97 52 13	156	97 99 070	166	97 99 370	167	98 03 09	188	98 37 17	192	98 99 14	203
97 49 14	150	97 52 14	155	97 99 071	166	97 99 371	167	98 03 10	188	98 37 19	192	98 99 14 LE	203
97 49 15	150	97 52 19	156	97 99 090	166	97 99 372	167	98 03 11	188	98 37 3/4"	192	99 00 200	76
97 49 16	150	97 52 20	155	97 99 091	166	97 99 373	167	98 03 12	188	98 37 3/8"	192	99 00 220	76
97 49 18	150	97 52 23	156	97 99 092	166	97 99 374	167	98 03 13	188	98 37 5/16"	192	99 00 220 K12	76
97 49 19	150	97 52 30	157	97 99 110	166	97 99 375	167	98 04 08	189	98 37 5/8"	192	99 00 250	76
97 49 20	150	97 52 33	157	97 99 111	166	97 99 376	167	98 04 10	189	98 37 7/16"	192	99 00 280	76
97 49 23	151	97 52 34	157	97 99 112	166	97 99 377	167	98 04 13	189	98 37 9/16"	192	99 00 300	76
97 49 24	151	97 52 35	157	97 99 130	166	97 99 378	167	98 04 17	189	98 39 05	193	99 01 200	76
97 49 30	151	97 52 36	157	97 99 131	166	97 99 390	167	98 04 19	189	98 39 06	193	99 01 220	76
97 49 35	151	97 52 37	157	97 99 150	166	97 99 391	167	98 04 22	189	98 39 08	193	99 01 250	76
97 49 40	151	97 52 38	157	97 99 151	166	97 99 392	167	98 05 13	189	98 40	191	99 01 280	76
97 49 44	151	97 52 50	157	97 99 170	166	97 99 393	167	98 05 17	189	98 41	191	99 01 300	76
97 49 50	151	97 52 63	159	97 99 171	166	97 99 394	167	98 05 19	189	98 42	194	99 04 220	76
97 49 54	151	97 52 63 DG	159	97 99 172	166	97 99 395	167	98 07 250	187	98 43 50	194	99 04 250	76
97 49 59	151	97 52 64	159	97 99 173	166	97 99 396	167	98 13 20	189	98 45 125	192	99 04 280	76
97 49 59 1	152	97 52 65	159	97 99 174	166	97 99 397	167	98 13 25	189	98 45 250	192	99 10 250	77
97 49 60	151	97 52 65 A	159	97 99 175	166	97 99 398	167	98 13 30	189	98 47 1"	193	99 10 300	77
97 49 61	151	97 52 65 DG	159	97 99 176	166	97 99 399	167	98 13 40	189	98 47 1/2"	193	99 11 250	77
97 49 62	151	97 52 65 DGA	159	97 99 177	166	98 00 07	187	98 13 50	189	98 47 10	192	99 11 300	77
97 49 63	151	97 53 04	160	97 99 178	166	98 00 08	187	98 13 60	189	98 47 11	192	99 14 250	77
97 49 64	151	97 53 08	161	97 99 179	166	98 00 09	187	98 14 05	189	98 47 11/16"	193	99 14 300	77
97 49 65	151	97 53 09	161	97 99 180	166	98 00 1/2"	187	98 14 06	189	98 47 12	192		
97 49 65 1	152	97 53 14	160	97 99 210	166	98 00 1/4"	187	98 14 08	189	98 47 13	192		
97 49 65 2	153	97 54 24	162	97 99 211	166	98 00 10	187	98 15 05	189	98 47 14	192		
97 49 66	151	97 59 06	154	97 99 212	166	98 00 11	187	98 15 06	189	98 47 16	192		
97 49 66 1	152	97 59 12	155	97 99 213	166	98 00 12	187	98 15 08	189	98 47 17	192		
97 49 66 2	153	97 59 14	155	97 99 214	166	98 00 13	187	98 20 10	190	98 47 18	192		
97 49 66 4	151	97 59 65 2	159	97 99 215	166	98 00 14	187	98 20 25	190	98 47 19	192		
97 49 66 6	151	97 61 145 A	162	97 99 216	166	98 00 15	187	98 20 30	190	98 47 22	192		
97 49 67	151	97 61 145 F	162	97 99 217	166	98 00 16	187	98 20 35	190	98 47 24	192		
97 49 68	151	97 62 145 A	162	97 99 218	166	98 00 17	187	98 20 40	190	98 47 27	192		
97 49 68 1	152	97 68 145 A	186	97 99 219	166	98 00 18	187	98 20 55	190	98 47 3/4"	193		
97 49 69 1	151	97 68 145 A	162	97 99 220	166	98 00 19	187	98 20 65	190	98 47 5/8"	193		
97 49 69 11	152	97 71 180	163	97 99 250	167	98 00 22	187	98 20 80	190	98 47 7/8"	193		
97 49 69 2	151	97 72 180	163	97 99 251	167	98 00 24	187	98 21 45	190	98 47 9/16"	193		
97 49 70	151	97 78 180	163	97 99 252	167	98 00 27	187	98 24 00	190	98 49 05	193		
97 49 71	151	97 78 180	186	97 99 270	167	98 00 3/4"	187	98 24 01	190	98 49 06	193		
97 49 71 1	152	97 81 180	163	97 99 271	167	98 00 3/8"	187	98 24 02	190	98 49 08	193		
97 49 72	152	97 90 00	165	97 99 272	167	98 00 5/16"	187	98 24 03	190	98 52	194		
97 49 74	152	97 90 00 LE	164	97 99 290	167	98 00 5/8"	187	98 24 04	190	98 53 03	195		
97 49 76	152	97 90 00 LE	165	97 99 291	167	98 00 7/16"	187	98 25 00	190	98 53 13	195		
97 49 81	152	97 90 01	165	97 99 292	167	98 00 9/16"	187	98 25 01	190	98 54	194		
97 49 82	152	97 90 05	164	97 99 293	167	98 01 07	188	98 25 02	190	98 55	195		
97 49 83	152	97 90 06	164	97 99 330	167	98 01 08	188	98 25 03	190	98 56	195		
97 49 84	152	97 90 09	164	97 99 331	167	98 01 09	188	98 25 04	190	98 56 09	195		
97 49 87	152	97 90 10	164	97 99 332	167	98 01 10	188	98 26 10	191	98 56 SB	195		

Adjustable Wrench, insulated.....	187	Cycle Pliers.....	123
Alligator®.....	108, 179	Diagonal Cutter for fibre optics.....	80
Alligator® Set.....	230	Diagonal Cutters.....	82, 177
Alligator® XL.....	110	Diagonal Cutters for electromechanics.....	84
Assembly Pliers.....	52	Diagonal Cutters for plastics.....	80
Automatic Insulation Stripper for flat cable.....	42	Diagonal Insulation Strippers.....	37, 175
Battery for KNIPEX eCrimp.....	149	Dismantling Tool.....	44
Belt Pouch.....	236	Dismantling Tool for building and industrial cables.....	47
Big Twin.....	238	Dismantling Tool for data cables.....	46
BigTwin Move.....	239	Dismantling Tool for flat and round cables.....	46
Bolt Cutters.....	92	Duckbill Pliers.....	55
Bolt End Cutting Nippers.....	94	eCrimp.....	149
Bowden Cable Cutter.....	141	Electricians Shears.....	134
Box Wrenches, insulated.....	188	Electricians' Pliers.....	30
Brick Pincer.....	75	Electronic Super Knips® / ESD.....	206
Cable Connectors.....	166	Electronics Diagonal Cutters.....	208
Cable Cutters.....	136, 185	Electronics End Cutting Nippers / ESD.....	214
Cable Cutters (ratchet action).....	136	Electronics Mounting Pliers.....	219
Cable Knives, insulated.....	195	Electronics Oblique Cutting Nipper.....	215
Cable Shears.....	132	Electronics Pliers.....	205
Cable Shears (ratchet action).....	138	Electronics Pliers / ESD.....	216
Cable Shears with twin cutting edge.....	133	Electronics Pliers Sets.....	220
Carpenters' Pincers.....	74	Electronics Wire Stripper.....	37
Circlip Pliers for grip rings on shafts.....	68	Electronics Wire Stripping Shears.....	36
Circlip Pliers for large external circlips.....	66	End Cutting Nippers.....	75, 95
Circlip Pliers for large internal circlips.....	66	End Cutting Nippers for mechanics.....	95
Circlip Pliers Sets.....	69	Extension Bars, insulated.....	192
Circlip Pliers to assemble external circlips on shafts.....	63	Farriers' Pincers.....	75
Circlip Pliers to assemble internal circlips into bores.....	62	Flat Nose Grozing Pliers.....	124
Circlip Tool.....	67	Flat Nose Pliers.....	50
CoBolt®.....	90	Flat Nose Pliers of plastic.....	196
Cobra®.....	102, 180	Flat Nose Pliers with cutting edges.....	31
Cobra® ES.....	106	Four-Mandrel Crimping Pliers for turned contacts.....	158
Cobra® QuickSet.....	105	Glass Breaking Pincer.....	124
Cobra® XL / XXL.....	104	Glass Nibbling Pincers.....	124
Combination Pliers.....	24, 172	Grip Pliers.....	58
Combination Shears.....	119	Gripping Pliers.....	49
Compact Bolt Cutters.....	90	Gripping Pliers for connectors.....	113
Compact Diagonal Cutters.....	85, 178	Gripping Pliers for precision mechanics.....	56
Compression Tool for Koax-Plugs.....	154	Halogen Bulb Exchange Pliers.....	125
Concrete Mesh Cutter.....	93	Hammerhead Style Carpenters' Pincers.....	74
Concreters' Nippers.....	76	Hexagon Sockets, insulated.....	192
Control Cabinet Keys.....	127	High Leverage Centre Cutters.....	89
Crimp Assortments.....	164	High Leverage Combination Pliers.....	25, 172
Crimp Grip Pliers.....	144	High Leverage Concreters' Nippers.....	77
Crimp System Pliers.....	148	High Leverage Diagonal Cutters.....	86, 178
Crimping Dies.....	150	High Leverage End Cutting Nippers.....	94
Crimping Pliers.....	144	Insertion tool.....	145
Crimping Pliers also for two-hand operation.....	156	Insulated tools.....	168
Crimping Pliers for end sleeves.....	160	Insulation Stripper, automatic.....	40
Crimping Pliers for micro plugs.....	162	Insulation Strippers.....	36
Crimping pliers for Photovoltaics.....	148	Insulation Strippers with shaped blades.....	39
Crimping Pliers for Scotchlok connectors.....	154	Jewellers' Pliers.....	31
Crimping Pliers for Western plugs.....	154	Lineman's Pliers.....	27
Crimping Pliers short design.....	155	Locator.....	152
Cutter for ribbon cable.....	117	Long Nose Pliers.....	54, 177

Magnetic LED Lamp	125	Solar Tools	38, 148, 152
Mechanics' Pliers.....	57	Special Retaining Ring Pliers for retaining rings on shafts	68
Mini Stripping Tool	42	Spring Hose Clamp Pliers.....	116
Mitre Shears for plastic and rubber sections	117	Steel Fixers' Nippers	76
Mounting Tool for MC3 connectors	153	Stork Beak Pliers	33, 176
MultiCrimp®	146	Stripping Tool for coax cables	45
MultiStrip 10.....	40	Stripping Tool for fibre optics	43
Multiple Slip Joint Spanner	101	Stripping Tweezers for Coated Wire.....	43
Needle-Nose Pliers	53	SuperKnips®.....	206
Notching Pliers.....	122	Tear-off Pliers for vehicle bodywork.....	75
Open End Wrenches, insulated.....	187	Telephone Pliers	31, 53
Parrot Beak Pincer.....	123	T-handle, insulated	191
Pen-Style Control Cabinet Key.....	128	Tile Nibbling Pincer.....	123
Pipe Cutter for composite and plastic pipes.....	120	Tool bags and tool cases	236
Pipe Cutter for composite pipes and protective tubes	120	Tool Case for Photovoltaics.....	152
Pipe Cutter for plastic conduit pipes and hoses	119	Tool Case for Photovoltaics MC3	153
Pipe Cutter for plastic pipes	121	Tool kits.....	227
Pipe Gripping Pliers	113	Tools for Photovoltaics	38, 148, 152
Pipe Wrenches	111	Torque Wrenches, insulated	194
Plastic Tweezers	223	Tower Pincers.....	76
Pliers for Electrical Installation	28, 174	Tweezers.....	181, 221
Pliers Sets	230	Twin-Force®	88
Pliers Sets in a foam tray	69, 229	TwinKey®	126
Pliers Wrench XL	100	Universal Dismantling Tools	47
Pliers Wrench, insulated.....	179	Universal Grip Pliers	58
Pliers Wrenches.....	98	Universal Key	127
Potters' Pincers	75	VDE-Tools	168
PreciForce®	157	Vinyl Shears	118
Precision Circlip Pliers Sets	69	Water Pump Pliers.....	102
Precision Circlip Pliers to assemble external circlips on shafts	65	Water Pump Pliers with groove joint	111
Precision Circlip Pliers to assemble internal circlips into bores.....	64	Welding Grip Pliers.....	59
Precision Electronics Diagonal Cutters / ESD.....	208	Wire Rope Shears.....	140
Precision Electronics Gripping Pliers / ESD	216	Wire Stripper for fibre optics	42
Precision Insulation Strippers	38	X-Cut®	85, 178
Precision Mechanics Pliers	31		
Precision Tweezers.....	181, 221		
Profi-Key	127		
PUK® Junior Hacksaw.....	198		
Punch Lock Riveters.....	122		
Radio Pliers.....	32, 176		
Relay Adjusting Pliers	55		
Reversible Ratchet, insulated	194		
Reversible Ratchets, insulated	191		
Revolving Punch Pliers.....	123		
Round Nose Pliers	51, 175		
Round Pliers with cutting edge	31		
Screwdrivers.....	189		
Self-Adjusting Crimping Pliers.....	160		
Self-Adjusting Insulation Strippers	41		
Set of Mounting Tools for solar cable connectors MC4	153		
Set of pliers in a foam tray.....	69		
Shears for KEVLAR® fibres	118		
Sheet Metal Nibbler	122		
Smart Grip®	101		
Snipe Nose Pliers with centre cutter (Telephone Pliers)	31		
Snipe Nose Side Cutting Pliers	32		

It is not permissible to copy the catalogue or parts of it in any way without our approval.

Subject to model modifications and technical changes.

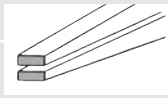
Illustrations, dimensions and weights are just approximate. No liability is assumed for misprints or errors.

Printed in the Federal Republic of Germany.

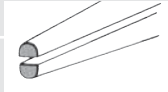
KNIPPEX-Werk C. Gustav Putsch KG 2014

BASIC SHAPES OF THE JAWS


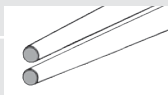
flat jaws



half-round jaws



round jaws

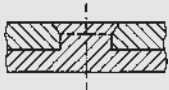


Cutting Pliers
for cutting or nipping (diagonal, centre and end cutters, carpenters' pincers etc.)



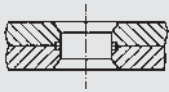
Gripping Pliers
(flat-, long-nose and water pump pliers etc.)

JOINT CONNECTIONS



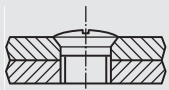
Forged-in joint axle

The rivet is part of one handle (forged from one piece)
 ■ high stability for highest strain
 ■ long service life



Joint with inserted rivet

A proved, sturdy and precise rivet connection for all standard pliers.



Bolted joint

For particularly demanding requirements in terms of precision and smooth operation, e.g. in circlip pliers and cable shears (even the finest multi-stranded conductors have to be cut cleanly).



Combined Pliers
for cutting and gripping (combination, stork beak and radio pliers etc.)

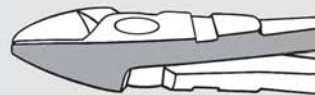


Special Pliers
for special applications, e.g. notching or punching different types of materials (sheet-metal nibbler, tile nibbling pincers etc.)

TYPES OF JOINTS

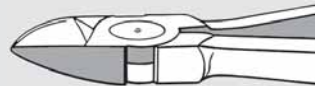
Lap joint

The two plier halves lie on top of each other but are not milled out.



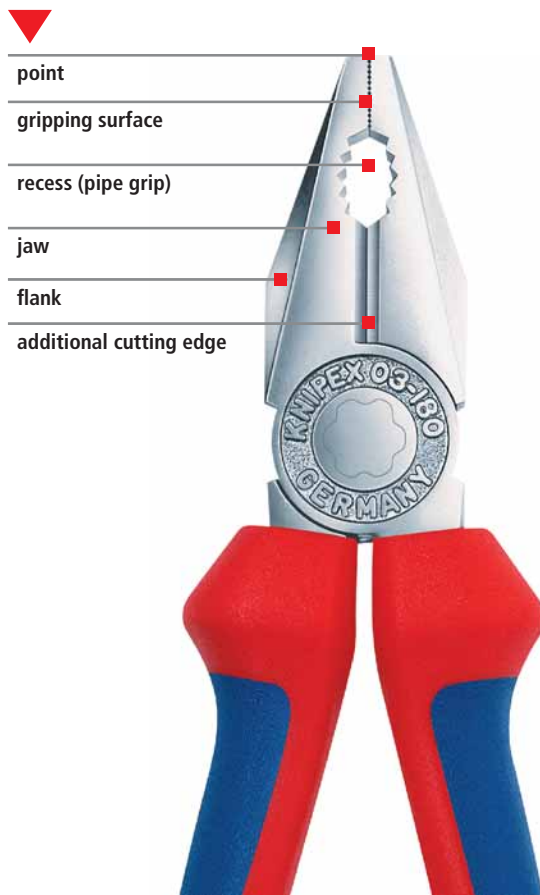
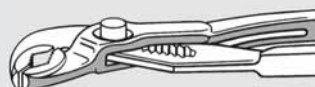
Single joint

Half the thickness in each pliers handle is milled away in the joint area so that both handles can be laid into each other.



Box joint

One handle on the pliers is slit. The other handle is pushed through this slot. This joint connection can withstand a high level of load and strain because the joint bolt is supported on both sides and the inside handle is guided on both sides.



ARTICLE NUMBER

STRUCTURE OF THE ARTICLE NUMBER









Basic model e.g.: Combination Pliers	Style e.g.: straight	Finish e.g.: head polished, handles black atramentized	Length e.g.: 180 mm
03	0	0	180




Registered Trademarks of the companies

Con-Pearl®	PARAT-WERK Schönenbach GmbH + Co. KG
gesis®	Wieland Electric GmbH
Kapton®, KEVLAR®	E. I. du Pont de Nemours and Company
Radox®	HUBER+SUHNER AG
Phillips®	Phillips Screw Company
Pozidriv®	European Industrial Service Ltd.
systemer®	TANOS GmbH
MC®	Multi-Contact AG
Solarlok®	Tyco Electronics

HEAD/HANDLES

0	Pliers black atramentized, head polished	
1	Head polished, handles plastic coated	
2	Head polished, handles with multi-component grips	
3	Pliers chrome plated, handles plastic coated	
4	Pliers chrome plated	
5	Pliers chrome plated, handles with multi-component grips	
6	Pliers chrome plated, handles insulated with multi-component grips VDE-tested DIN EN/IEC 60900	
7	Pliers chrome plated, handles with dipped insulation, VDE tested DIN EN/IEC 60900	





CUTTING EDGES TECHNICAL BASICS

CUTTING EDGE SHAPES CONFORMING TO DIN ISO 5742

	with bevel (outside bevel)	
	with small bevel (outside bevel)	
	with very small bevel (outside bevel)	
	without bevel (outside bevel)	

DIRECTION AND POSITION OF CUTTING EDGES

	End Cutting Nipper	
	Oblique Cutter	
	Diagonal Cutter	
	Centre Cutter	

Safety instruction

Each tool should only be used for its specified purpose.
When using cutting pliers: beware of wire ends flying off.
Wear protective goggles and - if needed - gloves. Be aware of bystanders!
Only handles marked with the symbol 1000V are insulating.




Care Tips

A drop of oil on polished surfaces and in the joint will keep the tool in good working order and will increase the service life of your pliers.



WIRE CLASSES

	Material examples	Type of wire	Tensile strength	
			N/mm ²	kp/mm ²
	Copper, plastics	soft	220	22
	Nail, wire pin	medium-hard	750	75
	Wire rope strand, steel wire	hard	1800	180
	Spring steel wire	piano wire	2300	230





CUTTING CAPACITIES

The maximum values always indicate the performance limit under the most favourable cutting conditions, when the wire is placed as near as possible to the joint.

Article no.						page
	Length	ø mm	ø mm	ø mm	ø mm	
61 0	200	1.0 - 6.0	4.0	3.5	3.0	94
62 12	120	0.3 - 1.0	0.7			215
64 0	115	2.0	1.0	0.6		215
64 11	115	1.4	0.8			215
64 12	115	2.0	0.8	0.5		215
64 22	115	0.8				215
64 32	120	1.5	1.0	0.5		215
64 42	115	1.5	1.0	0.5		215
64 52	115	1.3				215
64 62	120	0.6				215
64 72	120	1.5				215
67 0	140	4.0	3.1	2.0	1.5	94
	160	4.5	3.4	2.5	2.0	94
	200	5.0	3.8	3.0	2.5	94
68 01	160	4.0	2.8	2.3		75 / 95
	180	4.0	3.2	2.5		75 / 95
	200	4.0	3.5	2.8		75 / 95
	280	4.5	4.0	3.2		75 / 95
69 0	130	0.4 - 2.0	1.3	1.0	0.8	95
70	110	3.0	2.0	1.2		83 / 177
	125	3.0	2.3	1.5		83 / 177
	140	4.0	2.5	1.8		83 / 177
	160	4.0	2.8	2.0		83 / 177
	180	4.0	3.0	2.5		83 / 177
71 ..	200	6.0	5.2	4.0	3.6	90
74 0.	140		3.1	2.0	1.5	87 / 178
	160		3.4	2.5	2.0	87 / 178
	180		3.8	2.7	2.2	87 / 178
	200		4.2	3.0	2.5	87 / 178
	250		4.6	3.5	3.0	87 / 178
74 91	250	5.0	5.0	3.8	3.5	89
75 02	125	0.2 - 1.3	1.0	0.6	0.4	210
75 12	125	0.2 - 1.3	1.0	0.6	0.4	210
75 22	125	0.2 - 1.3	0.9	0.4	0.3	210
75 52	125	0.2 - 0.8	0.5	0.3		210
76 01	125	0.4 - 3.0	2.3	1.5	0.6	84
76 03/05	125	0.4 - 2.5	1.8	1.0	0.6	84

Article no.						page
	Length	ø mm	ø mm	ø mm	ø mm	
76 12	125	0.4 - 2.5	1.8	1.0	0.6	84
76 22	125	0.4 - 2.5				84
76 81	125	0.4 - 1.7	1.3	0.8		84
77 01/02	115	0.3 - 1.6	1.2	0.6		211
	130	0.3 - 2.0	1.5	0.8		211
77 11/12	115	0.3 - 1.6	1.2	0.6		211
77 21	115	0.3 - 1.3	1.0			211
	130	0.3 - 1.6	1.3			211
77 22	115	0.3 - 1.3	1.0			211
	130	0.3 - 2.0	1.5			211
77 32	115	0.3 - 1.3	1.0	0.5		211
77 42	115	0.3 - 1.3	0.8			211
	130	0.3 - 1.6	1.3			211
77 52	115	0.3 - 1.0	0.8	0.5		211
77 72	115	0.3 - 0.8				211
78 03/13	125	0.2 - 1.6	1.0			206
78 23	125	0.2 - 1.0	0.6			206
78 31/41	125	0.2 - 1.0				206
78 61/71	125	0.2 - 1.6	1.2			206
78 81/91	125	0.2 - 1.6	1.2	0.6		206
79 02	120	0.2 - 1.4	1.0	0.6		208 / 209
79 02	125	0.2 - 1.7	1.3	0.7		208 / 209
79 12	125	0.3 - 1.7	1.3	1.0	0.6	208 / 209
79 22	120	0.1 - 1.3	0.8			208 / 209
79 22	125	0.1 - 1.7	1.0			208 / 209
79 32	125	0.2 - 1.5	1.1	0.6		208 / 209
79 42	125	0.1 - 1.5	0.8			208 / 209
79 52	125	0.2 - 1.3	0.9	0.5		208 / 209
79 62	125	0.1 - 1.3	0.8			208 / 209
99 0	200		1.8	1.4		76
	220		2.4	1.6		76
	250		2.4	1.6		76
	280		2.8	1.8		76
	300		3.1	1.8		76
99 1	250		3.3	1.8		77
	300		3.8	2.0		77

SYMBOLS

	flat jaws
	half-round jaws
	round jaws
	flat and pointed jaws
	box joint
	bolted joint
	smooth gripping surfaces
	serrated gripping surfaces
	cross-hatched, knurled gripping surfaces
	with opening spring

	with lead catcher
	angle

	centre cutter
	cutting edges with bevel
	cutting edges with small bevel
	cutting edges with very small bevel
	cutting edges without bevel

	electrostatic discharging, dissipative
	electronics
	VDE tested, also in conformance to GPSG (Equipment and Product Safety Act)
	insulated according to IEC 60900, usable up to 1000 V AC/1500 V DC
	insulated according to DIN VDE 0680/1, suitable for the application up to 1000 V AC / 1500 V DC
	conforms to a European directive
	mechanically tested in accordance with the equipment and product safety act
	WEEE marking (Waste Electrical and Electronic Equipment Directive)

	weight
	length

	soft wire
	medium hard wire
	hard wire
	piano wire
	Cu + Al multi-conductor cable, solid and multi-stranded
	wire rope
	iron



KNIPEX-Werk
C. Gustav Putsch KG
Oberkamper Straße 13
42349 Wuppertal (Germany)
Tel.: +49 (0) 202-47 94-0
Fax: +49 (0) 202-47 74 94
info@knipex.de · www.knipex.de